

10 Yield Gushing Energy Stocks

<http://www.energystockchannel.com/>

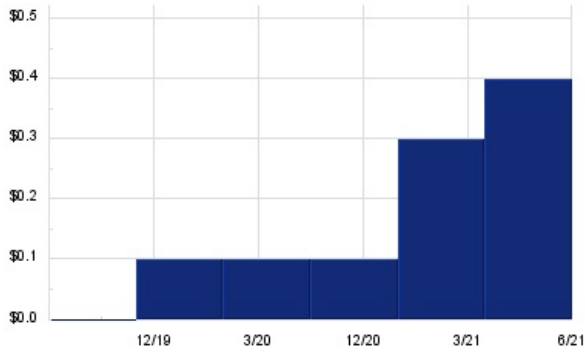
Energy Stock Channel paired our coverage universe of energy stocks, with Dividend Channel's proprietary DividendRank formula, to bring you this list of 10 top ranked energy dividend stocks. The DividendRank formula considers a variety of data – dividend history & yield, book value, quarterly earnings – and compares it to the stock's trading data to come up with certain calculations about profitability and about the stock's valuation (whether we think it looks "cheap" or "expensive"). The result is this list of the top most "interesting" ideas that merit further research.



FLNG – KEY STATS

Name: Flex LNG Ltd
 Website: www.flexlng.com
 Sector: Oil & Gas Exploration & Production

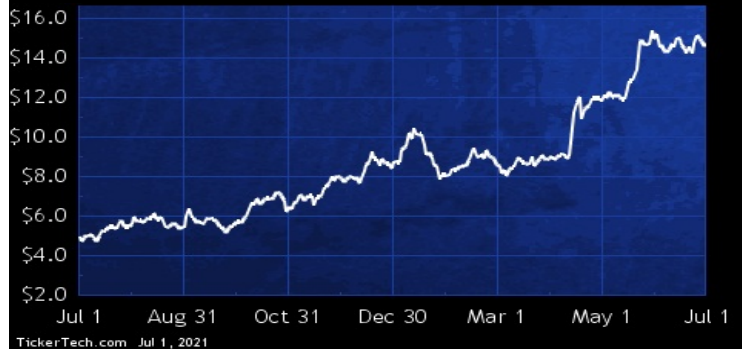
FLNG DIVIDEND HISTORY



TickerTech.com Jul 1, 2021

FLNG – 10.8% YIELD

Flex LNG Ltd



Flex LNG is engaged in the seaborne liquefied natural gas ("LNG") transportation through the ownership and operation of fuel efficient, fifth generation LNG carriers.

TTE – KEY STATS

Name: TotalEnergies SE
 Website: www.total.com
 Sector: Oil & Gas Exploration & Production

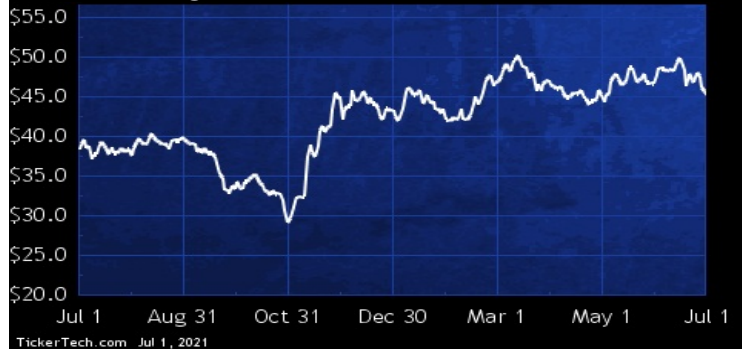
TTE DIVIDEND HISTORY



TickerTech.com Jul 1, 2021

TTE – 7.1% YIELD

TotalEnergies SE



TotalEnergies is a producer of oil and gas. Co.'s activities extend from exploration and production of oil, gas and electricity to the energy distribution to the end consumer through refining, liquefaction, petrochemicals, trading, energies transport and storage. Co.'s activities is structured around the following four segments: Exploration & Production, Integrated Gas, Renewables & Power (iGRP - comprising Co.'s integrated gas (including liquefied natural gas (LNG)) and low carbon electricity businesses and the upstream and midstream LNG activity), Refining & Chemicals and Marketing & Services.

PBA — KEY STATS

Name:	Pembina Pipeline Corp
Website:	www.pembina.com
Sector:	Oil & Gas Equipment & Services
36 Month Beta:	1.61
Total Market Cap:	\$11,963,000,000
% Held by Institutions:	44.435%
% Held by ETFs:	0.26%

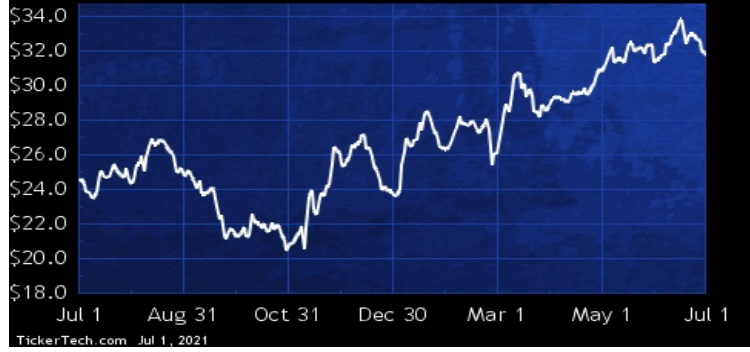
PBA DIVIDEND HISTORY



TickerTech.com Jul 1, 2021

PBA — 7.9% YIELD

Pembina Pipeline Corp

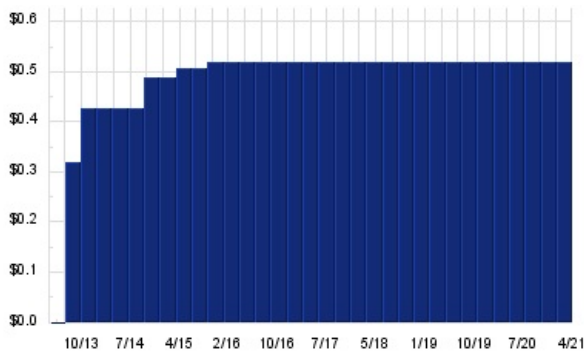


Pembina Pipeline is a Calgary-based transportation and midstream service provider serving North America's energy industry. Co. owns an integrated system of pipelines that transport various hydrocarbon liquids and natural gas products produced primarily in western Canada. Co. also owns gas gathering and processing facilities and an oil and natural gas liquids infrastructure, storage and logistics business; and is growing an export terminals business. Co.'s integrated assets and commercial operations along the majority of the hydrocarbon value chain allow it to offer a full spectrum of midstream and marketing services to the energy sector.

KNOP — KEY STATS

Name:	KNOT Offshore Partners LP
Stock buyback:	KNOP buyback
Website:	www.knotoffshorepartners.com
Sector:	Oil & Gas Equipment & Services

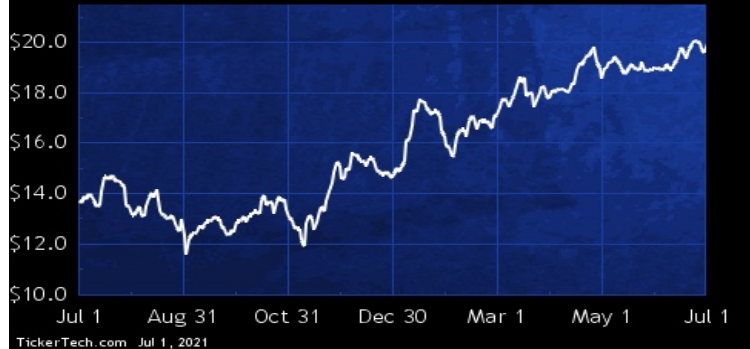
KNOP DIVIDEND HISTORY



TickerTech.com Jul 1, 2021

KNOP — 10.4% YIELD

KNOT Offshore Partners LP



KNOT Offshore Partners is a limited partnership formed to own, operate and acquire shuttle tankers under long-term charters, which Co. defines as charters of five years or more.

CNQ – KEY STATS

Name:	Canadian Natural Resources Ltd
Stock buyback:	CNQ buyback
Website:	www.cnrl.com
Sector:	Oil & Gas Exploration & Production
36 Month Beta:	2.12
Total Market Cap:	\$39,751,000,000
% Held by Institutions:	59.085%
% Held by ETFs:	0.03%

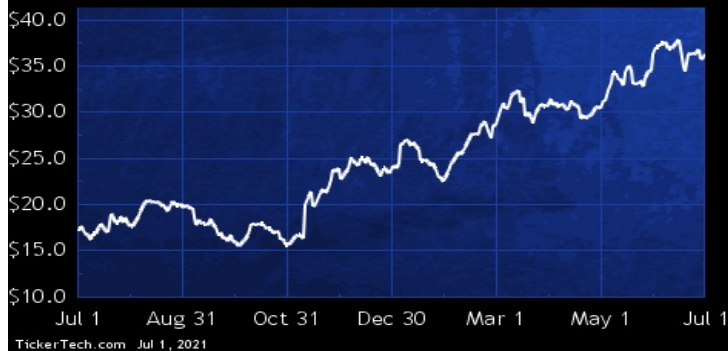
CNQ DIVIDEND HISTORY



TickerTech.com Jul 1, 2021

CNQ – 5.2% YIELD

Canadian Natural Resources Ltd

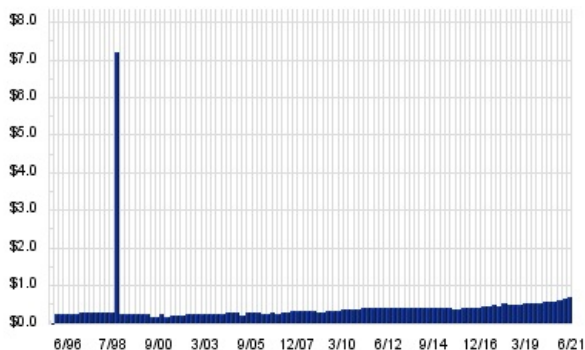


Canadian Natural Resources is an independent crude oil and natural gas exploration, development and production company. Co.'s exploration and production operations are focused in North America, mainly in Western Canada; the United Kingdom portion of the North Sea; and Cote d'Ivoire and South Africa in Offshore Africa. These activities include the exploration, development, production and marketing of crude oil, natural gas liquids and natural gas. Co.'s crude oil includes the following commodities: light and medium crude oil, primary heavy crude oil, Pelican Lake heavy crude oil, bitumen (thermal oil), and synthetic crude oil.

TRP – KEY STATS

Name:	TC Energy Corp
Website:	www.tcenergy.com
Sector:	Oil & Gas Equipment & Services
36 Month Beta:	0.78
Total Market Cap:	\$35,447,000,000
% Held by Institutions:	56.955%
% Held by ETFs:	0.48%

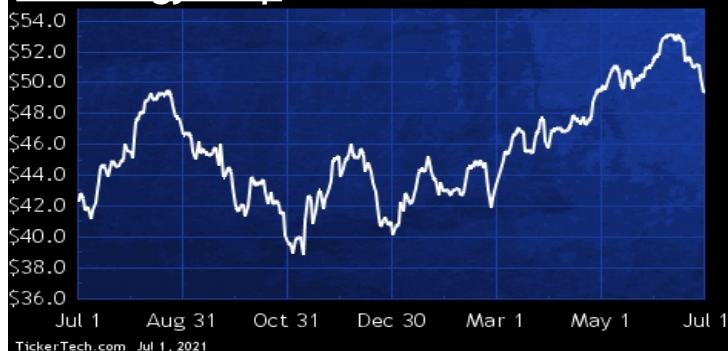
TRP DIVIDEND HISTORY



TickerTech.com Jul 1, 2021

TRP – 7.0% YIELD

TC Energy Corp

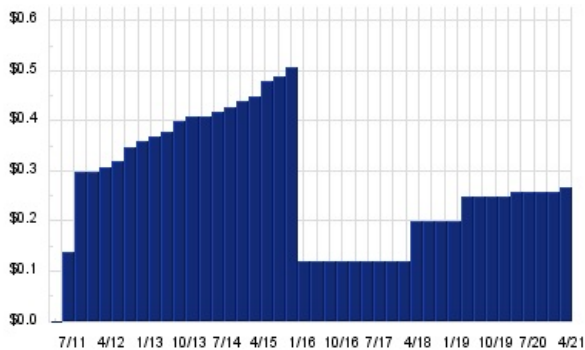


TC Energy is engaged as a North American energy infrastructure company which operates in five business segments: Canadian Natural Gas Pipelines, U.S. Natural Gas Pipelines, Mexico Natural Gas Pipelines, Liquids Pipelines and Power and Storage. These segments offer different products and services, including certain natural gas, crude oil and electricity marketing and storage services.

KMI — KEY STATS

Name:	Kinder Morgan Inc.
Stock buyback:	KMI buyback
Website:	www.kindermorgan.com
Sector:	Oil & Gas Equipment & Services
36 Month Beta:	1.13
Total Market Cap:	\$40,695,000,000
% Held by Institutions:	51.15%
% Held by ETFs:	12.88%

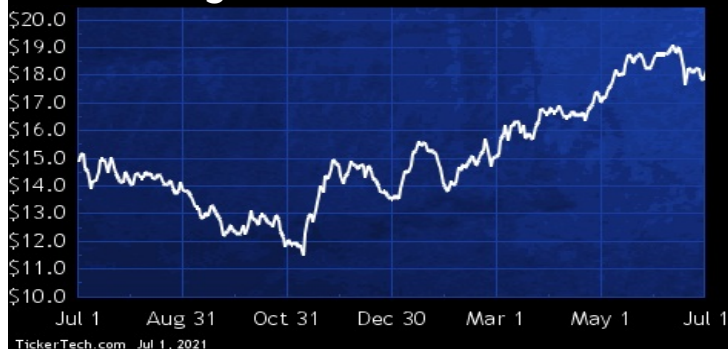
KMI DIVIDEND HISTORY



TickerTech.com Jul 1, 2021

KMI — 5.9% YIELD

Kinder Morgan Inc.

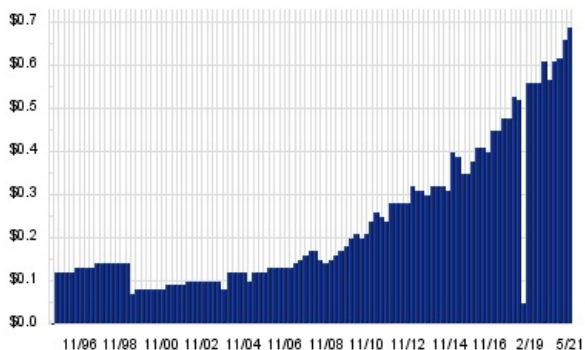


Kinder Morgan is an energy infrastructure company. Co.'s segments are: Natural Gas Pipelines, which includes the ownership and operation of main interstate and intrastate natural gas pipeline and storage systems, among others; Products Pipelines, which includes the refined petroleum products, crude oil and condensate pipelines; Terminals, which includes the ownership and/or operation of liquids and bulk terminal facilities; and carbon dioxide (CO₂), which includes the production, transportation and marketing of CO₂, ownership interests in and/or operation of oil fields and gasoline processing plants in West Texas, and the ownership and operation of a crude oil pipeline system in West Texas.

ENB — KEY STATS

Name:	Enbridge Inc
Website:	www.enbridge.com
Sector:	Oil & Gas Equipment & Services
36 Month Beta:	0.93
Total Market Cap:	\$80,699,000,000
% Held by Institutions:	41.705%
% Held by ETFs:	0.37%

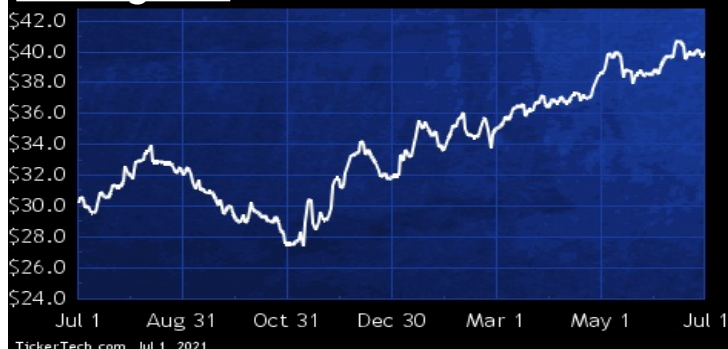
ENB DIVIDEND HISTORY



TickerTech.com Jul 1, 2021

ENB — 6.9% YIELD

Enbridge Inc

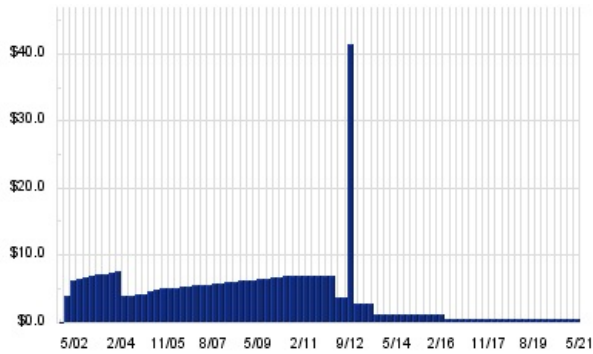


Enbridge is an energy transportation and distribution company. Co. conducts its business through five business segments: Liquids Pipelines, which consists of pipelines and related terminals in that transport various grades of crude oil and other liquid hydrocarbons; Gas Transmission and Midstream, which consists of investments in natural gas pipelines and gathering and processing facilities; Gas Distribution and Storage, which consists of Co.'s natural gas utility operations; Renewable Power Generation, which consists primarily of investments in wind and solar power generating assets; and Energy Services, which undertake physical commodity marketing activity and logistical services.

CEQP – KEY STATS

Name:	Crestwood Equity Partners LP
Website:	www.crestwoodlp.com
Sector:	Oil & Gas Equipment & Services
36 Month Beta:	3.74
Total Market Cap:	\$2,103,000,000
% Held by Institutions:	37.25%
% Held by ETFs:	0.07%

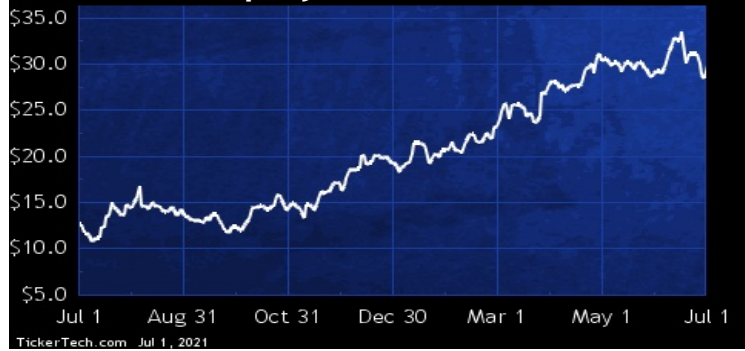
CEQP DIVIDEND HISTORY



TickerTech.com Jul 1, 2021

CEQP – 8.3% YIELD

Crestwood Equity Partners LP

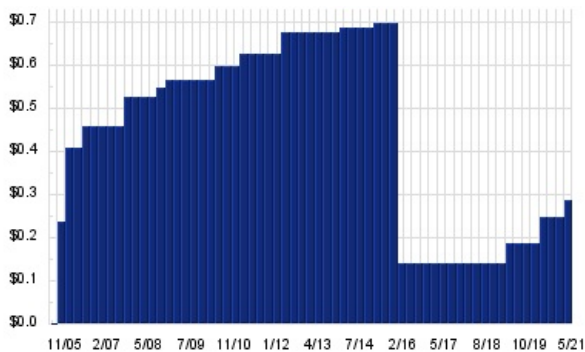


Crestwood Equity Partners is a holding company. Through its subsidiary, Co. develops, acquires, owns or controls, and operates assets and operations within the energy midstream sector. Co.'s segments are: gathering and processing, which provides gathering and transportation services and processing, treating and compression services to producers; storage and transportation, which provides crude oil and natural gas storage and transportation services to producers, utilities and other customers; and marketing, supply and logistics, which provides natural gas liquid, crude oil and natural gas marketing, storage and transportation services to producers, refiners, marketers and other customers.

TGP – KEY STATS

Name:	Teekay LNG Partners LP
Stock buyback:	TGP buyback
Website:	www.teekaylng.com
Sector:	Oil & Gas Equipment & Services
36 Month Beta:	1.27
Total Market Cap:	\$1,123,000,000
% Held by Institutions:	15.94%
% Held by ETFs:	0.62%

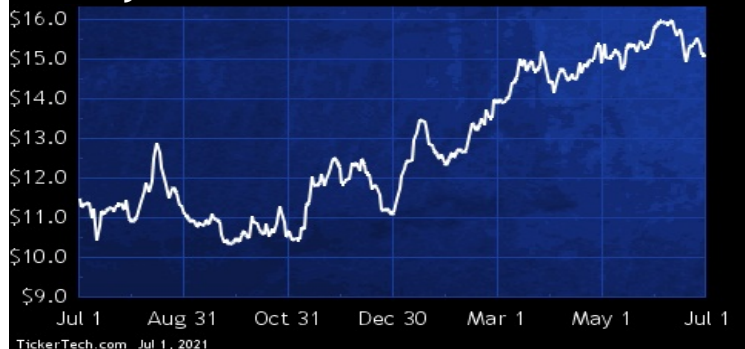
TGP DIVIDEND HISTORY



TickerTech.com Jul 1, 2021

TGP – 7.6% YIELD

Teekay LNG Partners LP



Teekay LNG Partners is an international provider of marine transportation services focusing on liquefied natural gas (LNG) and liquefied petroleum gas (LPG). Co. focuses on servicing its customers through its fleet of LNG and LPG carriers under medium to long-term, fixed-rate charters. Co. has the following reportable segments, the LNG segment and the LPG segment. Co.'s LNG segment consists of LNG carriers which generally operate under long-term, fixed-rate charters to international energy companies. Co.'s LPG segment consists of LPG and multi-gas carriers which generally operate under voyage charters or time-charters.

 **Energy Stock Channel**

 **Dividend Channel**

Nothing in Dividend Channel is intended to be investment advice, nor does it represent the opinion of, counsel from, or recommendations by BNK Invest Inc. or any of its affiliates, subsidiaries or partners. None of the information contained herein constitutes a recommendation that any particular security, portfolio, transaction, or investment strategy is suitable for any specific person. All viewers agree that under no circumstances will BNK Invest, Inc., its subsidiaries, partners, officers, employees, affiliates, or agents be held liable for any loss or damage caused by your reliance on information obtained. By visiting, using or viewing this site, you agree to the following [Full Disclaimer & Terms of Service](#). Video widget and dividend videos powered by Market News Video. Quote data delayed at least 20 minutes; data powered by Ticker Technologies, and Mergent. [Contact Dividend Channel](#); [Meet Our Editorial Staff](#).