

10 Yield Gushing Energy Stocks

<http://www.energystockchannel.com/>

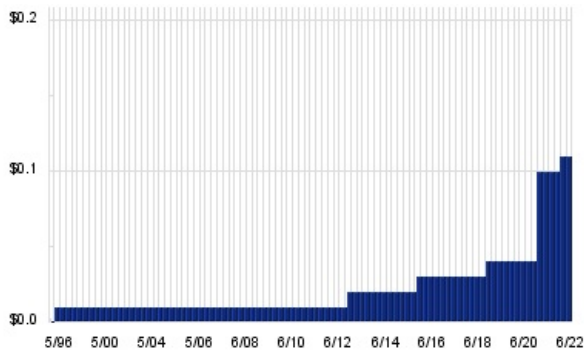
Energy Stock Channel paired our coverage universe of energy stocks, with Dividend Channel's proprietary DividendRank formula, to bring you this list of 10 top ranked energy dividend stocks. The DividendRank formula considers a variety of data – dividend history & yield, book value, quarterly earnings – and compares it to the stock's trading data to come up with certain calculations about profitability and about the stock's valuation (whether we think it looks "cheap" or "expensive"). The result is this list of the top most "interesting" ideas that merit further research.



AAN — KEY STATS

Name:	Aaron's Co Inc (The)
Stock buyback:	AAN buyback
Website:	www.aarons.com
Sector:	Oil & Gas Equipment & Services
36 Month Beta:	0.98
Total Market Cap:	\$475,000,000
% Held by Institutions:	87.6%
% Held by ETFs:	23.90%

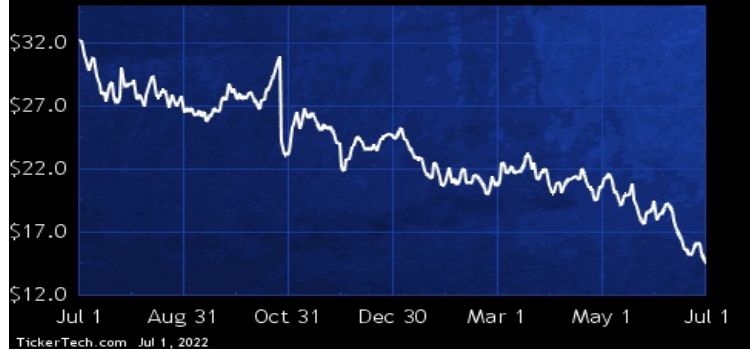
AAN DIVIDEND HISTORY



TickerTech.com Jul 1, 2022

AAN — 3.1% YIELD

Aaron's Co Inc

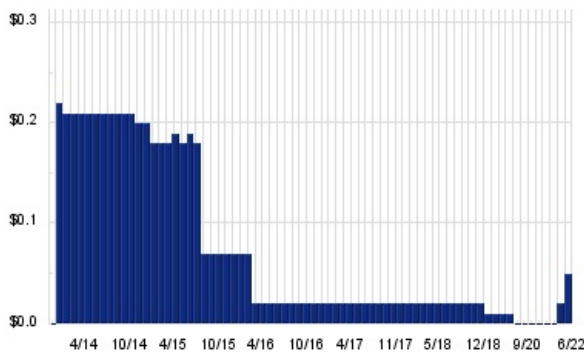


Aaron's is a provider of lease-to-own (LTO) and purchase solutions. Through its portfolio of stores and its Aarons.com e-commerce platform, Co. provides consumers with LTO and purchase solutions for the products, including furniture, appliances, electronics, computers and a variety of other products and accessories. In addition, Co. provides a product selection, free prompt delivery, setup, service and returns, and the ability to pause, cancel or resume lease contracts at any time with no additional costs to the customer.

CPG — KEY STATS

Name:	Crescent Point Energy Corp
Stock buyback:	CPG buyback
Website:	www.crescentpointenergy.com
Sector:	Oil & Gas Exploration & Production
36 Month Beta:	2.89
Total Market Cap:	\$3,974,000,000
% Held by Institutions:	38.44%
% Held by ETFs:	0.39%

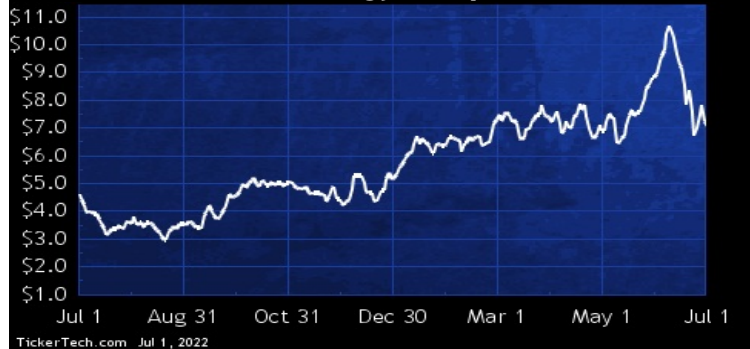
CPG DIVIDEND HISTORY



TickerTech.com Jul 1, 2022

CPG — 3.6% YIELD

Crescent Point Energy Corp

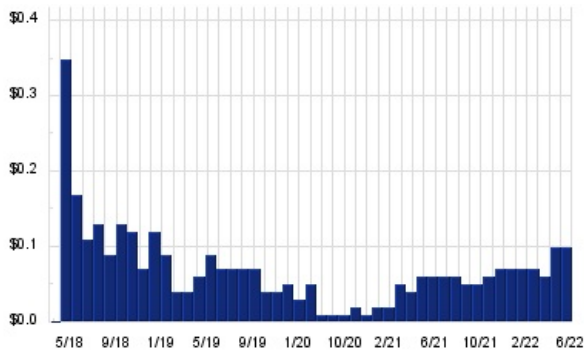


Crescent Point Energy is an oil and gas exploration, development and production company. Co. is an oil and gas producer with assets strategically focused in properties comprised of light and medium crude oil and natural gas reserves in Western Canada and the United States. The crude oil and natural gas properties and related assets generating income for the benefit of Co., are located in the provinces of Saskatchewan, Alberta, British Columbia and Manitoba and in the states of North Dakota and Montana. The properties and assets consist of producing crude oil and natural gas reserves and Proved plus Probable crude oil and natural gas reserves not yet on production, and land holdings.

PRT — KEY STATS

Name: PermRock Royalty Trust
 Website: www.permrock.com
 Sector: Oil & Gas Exploration & Production

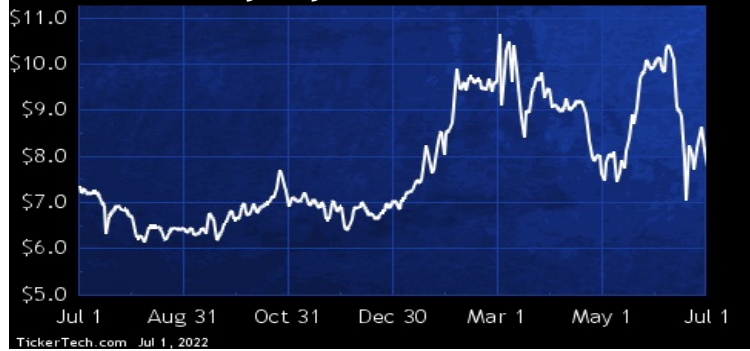
PRT DIVIDEND HISTORY



TickerTech.com Jul 1, 2022

PRT — 15.5% YIELD

PermRock Royalty Trust

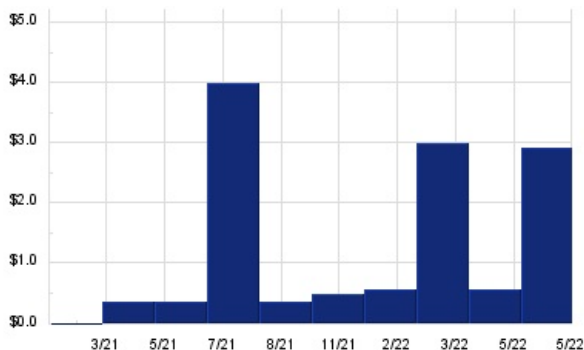


PermRock Royalty Trust acquires and holds the Net Profits Interest for the benefit of its unitholders. The Net Profits Interest entitles Co. to receive 80% of the net profits from the sale of oil and natural gas production from the Underlying Properties. The Underlying Properties consist of the following four operating areas: the Permian Clearfork area located in Hockley and Terry Counties, TX; the Permian Abo area located in Terry and Cochran Counties, TX; the Permian Shelf area located in Glasscock, Schleicher, Stonewall and Coke Counties, TX; and the Permian Platform area located in Ward, Crane, Terry and Ector Counties, TX.

OAS — KEY STATS

Name: Oasis Petroleum Inc.
 Website: www.oasispetroleum.com
 Sector: Oil & Gas Exploration & Production
 36 Month Beta: 1.55
 Total Market Cap: \$2,757,000,000
 % Held by Institutions: 5.92%
 % Held by ETFs: 15.88%

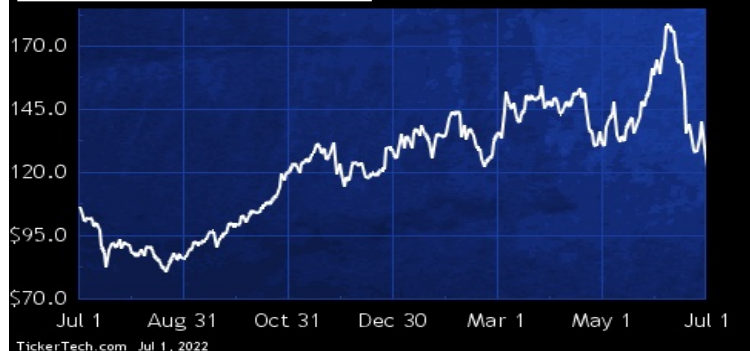
OAS DIVIDEND HISTORY



TickerTech.com Jul 1, 2022

OAS — 1.9% YIELD

Oasis Petroleum Inc.



Oasis Petroleum is an independent exploration and production company focused on the acquisition and development of onshore, unconventional oil and natural gas resources. Co.'s subsidiaries, Oasis Petroleum North America LLC and Oasis Petroleum Permian LLC conduct Co.'s exploration and production activities and own its proved and unproved oil and natural gas properties located in the North Dakota and Montana regions of the Williston Basin and the Texas region of the Delaware Basin, respectively. In addition to its exploration and production segment, Co. also operates a midstream business segment through Oasis Midstream Partners LP and Oasis Midstream Services LLC.

MRO – KEY STATS

Name:	Marathon Oil Corp.
Stock buyback:	MRO buyback
Website:	www.marathonoil.com
Sector:	Oil & Gas Exploration & Production
36 Month Beta:	2.89
Total Market Cap:	\$17,077,000,000
% Held by Institutions:	69.82%
% Held by ETFs:	18.80%

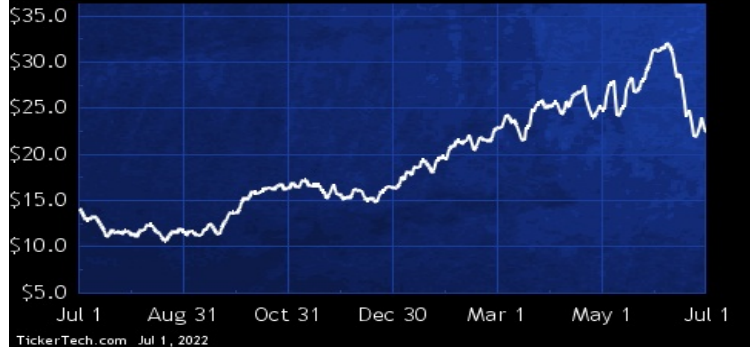
MRO DIVIDEND HISTORY



TickerTech.com Jul 1, 2022

MRO – 1.4% YIELD

Marathon Oil Corp.

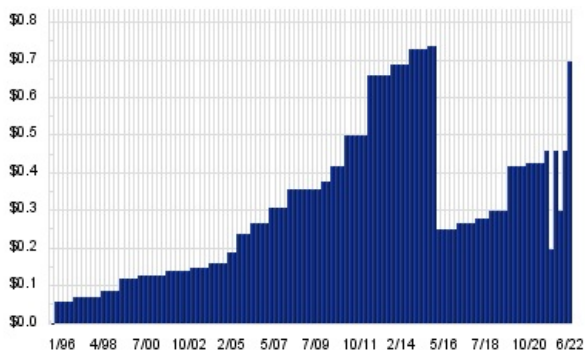


Marathon Oil is an independent exploration and production company focused on the U.S. resource plays. Co. also has international operations in Equatorial Guinea (E.G.). Co.'s segments are: U.S., which explores for, produces and markets crude oil and condensate, natural gas liquids (NGLs) and natural gas in the U.S.; and International, which explores for, produces and markets crude oil and condensate, NGLs and natural gas outside of the U.S. as well as produces and markets products manufactured from natural gas, such as liquefied natural gas and methanol, in E.G.

COP – KEY STATS

Name:	ConocoPhillips
Website:	www.conocophillips.com
Sector:	Oil & Gas Exploration & Production
36 Month Beta:	1.63
Total Market Cap:	\$123,162,000,000
% Held by Institutions:	96.06%
% Held by ETFs:	11.85%

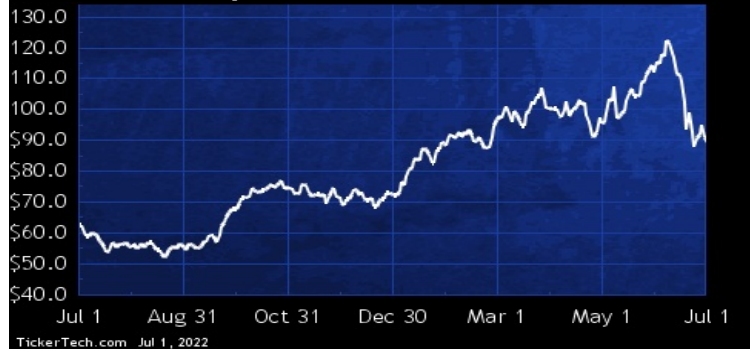
COP DIVIDEND HISTORY



TickerTech.com Jul 1, 2022

COP – 2.0% YIELD

ConocoPhillips

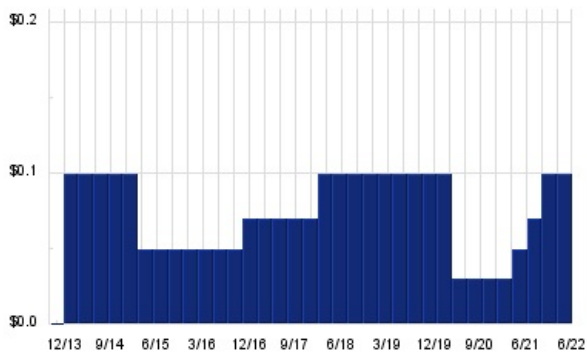


ConocoPhillips is an exploration and production company. Co. explores for, produces, transports and markets crude oil, bitumen, natural gas, liquefied natural gas and natural gas liquids. Co.'s segments include: Alaska, which operates in Alaska; Lower 48, which operates in U.S. and the Gulf of Mexico; Canada, which operates in Alberta and British Columbia; Europe, Middle East and North Africa, which consists of operations in the Norwegian sector of the North Sea; the Norwegian Sea; Qatar; Libya; and commercial and terminalling operations in the U.K; Asia Pacific, which operates in China, Indonesia, Malaysia and Australia; and Other International, which operates in Colombia and Argentina.

EPM — KEY STATS

Name:	Evolution Petroleum Corp
Stock buyback:	EPM buyback
Website:	www.evolutionpetroleum.com
Sector:	Oil & Gas Exploration & Production
36 Month Beta:	1.02
Total Market Cap:	\$199,000,000
% Held by Institutions:	64.96%
% Held by ETFs:	5.16%

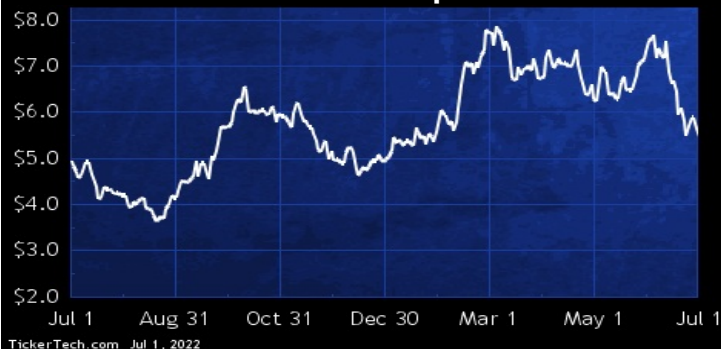
EPM DIVIDEND HISTORY



TickerTech.com Jul 1, 2022

EPM — 7.3% YIELD

Evolution Petroleum Corp

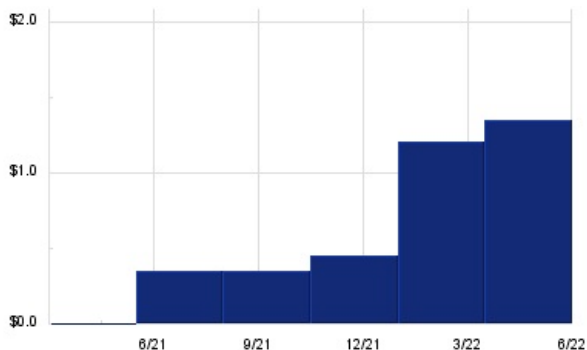


Evolution Petroleum is an oil and natural gas company focused on the ownership, management, and development of producing oil and natural gas properties. Co.'s producing assets consist of its interests in the Delhi Holt-Bryant Unit in the Delhi field in Northeast Louisiana, a Carbon Dioxide oil recovery project, its interests in the Hamilton Dome field located in Hot Springs County, WY, a secondary recovery field utilizing water injection wells to pressurize the reservoir, its interests in the Barnett Shale located in North Texas, a natural gas producing shale reservoir, and overriding royalty interests in onshore central Texas wells.

CIVI — KEY STATS

Name:	Civitas Resources Inc
Website:	www.bonanzacrk.com
Sector:	Oil & Gas Exploration & Production
36 Month Beta:	1.56
Total Market Cap:	\$5,027,000,000
% Held by Institutions:	98.21%
% Held by ETFs:	18.51%

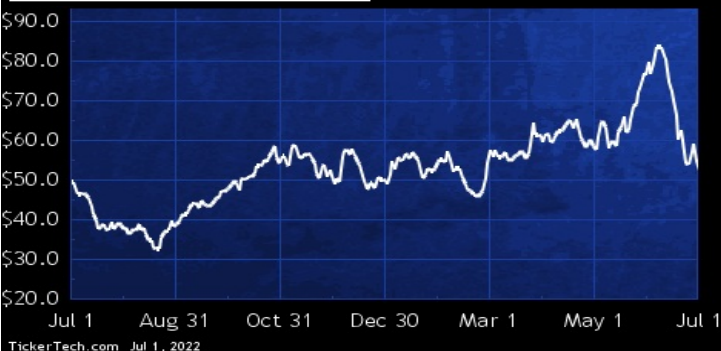
CIVI DIVIDEND HISTORY



TickerTech.com Jul 1, 2022

CIVI — 3.5% YIELD

Civitas Resources Inc

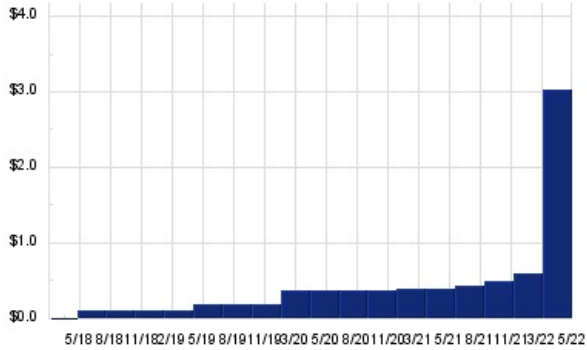


Civitas Resources is an exploration and production company focused on the acquisition, development, and extraction of oil and associated natural gas in the U.S. Co.'s oil and assets and operations are concentrated in the rural portions of the Wattenberg Field in Colorado. Co.'s development and extraction activities are primarily directed at the horizontal development of the Niobrara and Codell formations in the Denver-Julesburg Basin.

FANG — KEY STATS

Name:	Diamondback Energy, Inc.
Website:	www.diamondbackenergy.com
Sector:	Oil & Gas Exploration & Production
36 Month Beta:	2.53
Total Market Cap:	\$23,039,000,000
% Held by Institutions:	86.65%
% Held by ETFs:	17.76%

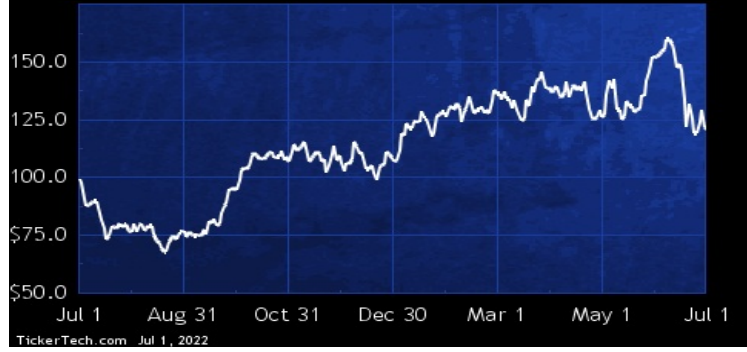
FANG DIVIDEND HISTORY



TickerTech.com Jul 1, 2022

FANG — 2.3% YIELD

Diamondback Energy, Inc.

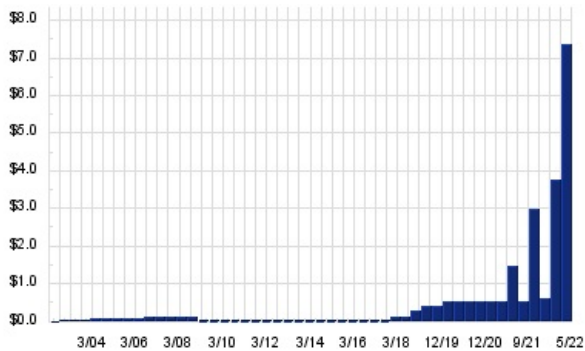


Diamondback Energy is an independent oil and natural gas company. Co. operates in the following segments: the upstream segment, which is engaged in the acquisition, development, exploration and exploitation of unconventional, onshore oil and natural gas reserves primarily in the Permian Basin in West Texas; and through its subsidiary, Rattler Midstream LP, the midstream operations segment, which is focused on ownership, operation, development and acquisition of the midstream infrastructure assets in the Midland and Delaware Basins of the Permian Basin.

PXD — KEY STATS

Name:	Pioneer Natural Resources Co
Website:	www.pxd.com
Sector:	Oil & Gas Exploration & Production
36 Month Beta:	1.63
Total Market Cap:	\$56,940,000,000
% Held by Institutions:	88.85%
% Held by ETFs:	15.17%

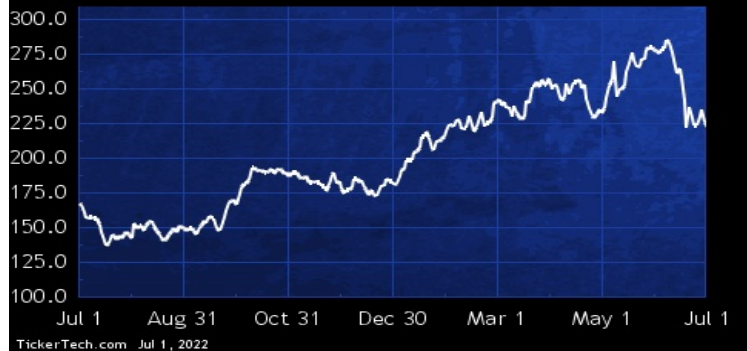
PXD DIVIDEND HISTORY



TickerTech.com Jul 1, 2022

PXD — 1.1% YIELD

Pioneer Natural Resources Co



Pioneer Natural Resources is a holding company. Through its subsidiaries, Co. is engaged in oil and gas exploration and production. Co. explores for, develops and produces oil, Natural Gas Liquids and gas within the United States, with operations in the Permian Basin in West Texas. Co.'s portfolio of resources are located in the Spraberry/Wolfcamp oil field.

 **Energy Stock Channel**

 **Dividend Channel**

Nothing in Dividend Channel is intended to be investment advice, nor does it represent the opinion of, counsel from, or recommendations by BNK Invest Inc. or any of its affiliates, subsidiaries or partners. None of the information contained herein constitutes a recommendation that any particular security, portfolio, transaction, or investment strategy is suitable for any specific person. All viewers agree that under no circumstances will BNK Invest, Inc., its subsidiaries, partners, officers, employees, affiliates, or agents be held liable for any loss or damage caused by your reliance on information obtained. By visiting, using or viewing this site, you agree to the following [Full Disclaimer & Terms of Service](#). Video widget and dividend videos powered by Market News Video. Quote data delayed at least 20 minutes; data powered by Ticker Technologies, and Mergent. [Contact Dividend Channel](#); [Meet Our Editorial Staff](#).