

10 Yield Gushing Energy Stocks

<http://www.energystockchannel.com/>

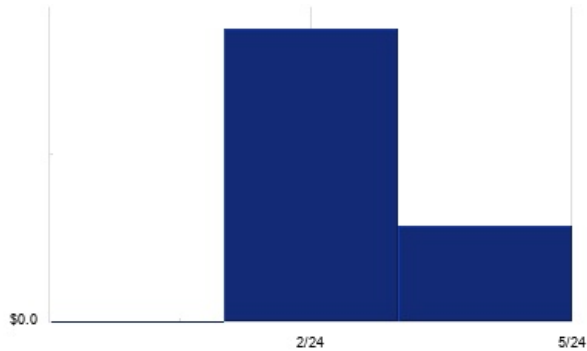
Energy Stock Channel paired our coverage universe of energy stocks, with Dividend Channel's proprietary DividendRank formula, to bring you this list of 10 top ranked energy dividend stocks. The DividendRank formula considers a variety of data – dividend history & yield, book value, quarterly earnings – and compares it to the stock's trading data to come up with certain calculations about profitability and about the stock's valuation (whether we think it looks "cheap" or "expensive"). The result is this list of the top most "interesting" ideas that merit further research.



DEC — KEY STATS

Name: Diversified Energy Company Plc
 Website: www.dgoc.com
 Sector: Oil & Gas Exploration & Production

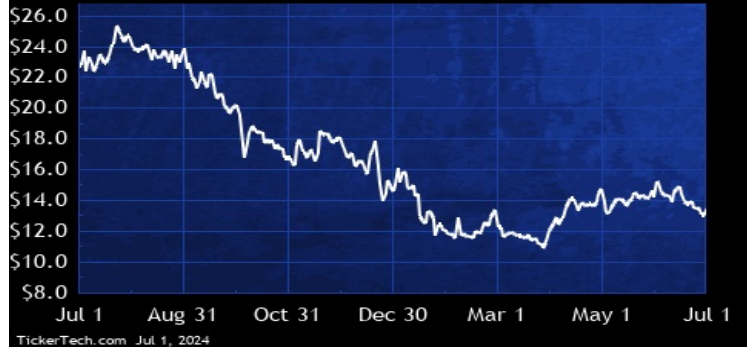
DEC DIVIDEND HISTORY



TickerTech.com Jun 29, 2024

DEC — 8.6% YIELD

Diversified Energy Company Plc

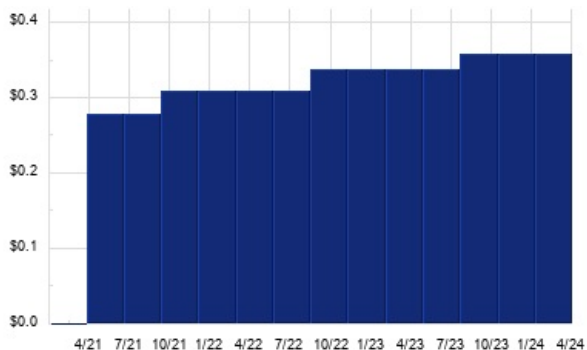


Diversified Energy is an independent energy company engaged in the production, marketing and transportation of primarily natural gas related to its synergistic U.S. onshore upstream and midstream assets. Co.'s assets are located within the Appalachian Basin of the U.S. and have expanded into the Central Region, consisting of the Cotton Valley, Haynesville and Barnett shales located in the states of Louisiana, Texas and Oklahoma.

REPX — KEY STATS

Name: Riley Exploration Permian Inc
 Website: www.tengasco.com
 Sector: Oil & Gas Exploration & Production
 36 Month Beta: 1.11
 Total Market Cap: \$592,000,000
 % Held by Institutions: 66.69%
 % Held by ETFs: 4.52%

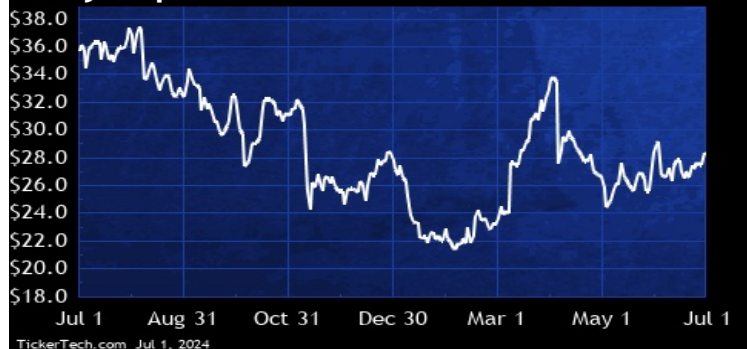
REPX DIVIDEND HISTORY



TickerTech.com Jul 1, 2024

REPX — 5.1% YIELD

Riley Exploration Permian Inc

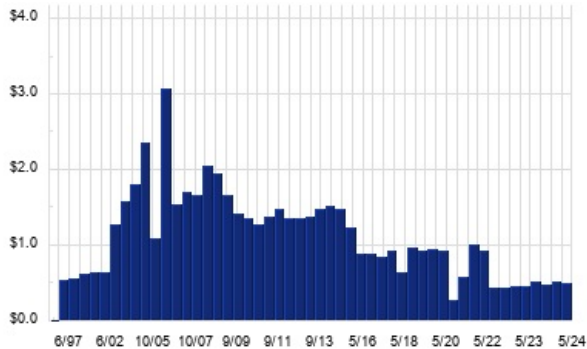


Riley Exploration Permian is an independent oil and natural gas company focused on the acquisition, exploration, development and production of oil, natural gas and natural gas liquids in Texas and New Mexico. Co.'s activities primarily target the horizontal development of the San Andres formation, a shelf margin deposit on the Northwest Shelf of the Permian Basin. Co.'s acreage is primarily located on a contiguous blocks in Yoakum County, TX with additional acreage located in Lea and Roosevelt Counties, NM. Co.'s acreage in Yoakum County offsets Permian Basin San Andres fields, including the Wasson and Brahaney Fields, from the San Andres Formation.

E — KEY STATS

Name:	ENI S.p.A.
Website:	www.eni.com
Sector:	Oil & Gas Exploration & Production
36 Month Beta:	0.72
Total Market Cap:	\$60,715,000,000
% Held by Institutions:	11.86%
% Held by ETFs:	0.00%

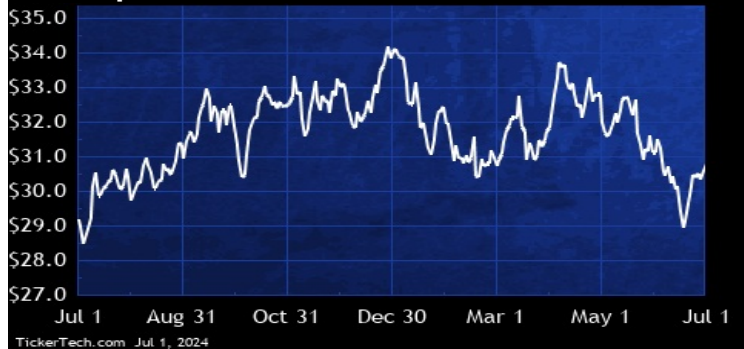
E DIVIDEND HISTORY



TickerTech.com Jun 29, 2024

E — 7.1% YIELD

ENI S.p.A.

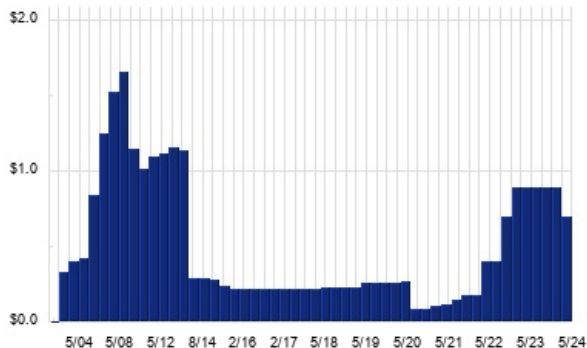


ENI engages in producing and selling energy products and services to worldwide markets. Co.'s segments include: Exploration and Production, which engages in oil and natural gas exploration and field development and production, as well as in Liquefied Natural Gas (LNG) operations, in various countries; Global Gas and LNG Portfolio, which engages in the wholesale activity of supplying and selling natural gas via pipeline and LNG, and the international transport activity; and Refining and Marketing and Chemicals, which engages in the manufacturing, supply and distribution and marketing activities of oil products and chemical products and in trading activities.

EQNR — KEY STATS

Name:	Equinor ASA
Website:	www.equinor.com
Sector:	Oil & Gas Refining & Marketing
36 Month Beta:	0.34
Total Market Cap:	\$60,079,000,000
% Held by Institutions:	5.24%
% Held by ETFs:	0.10%

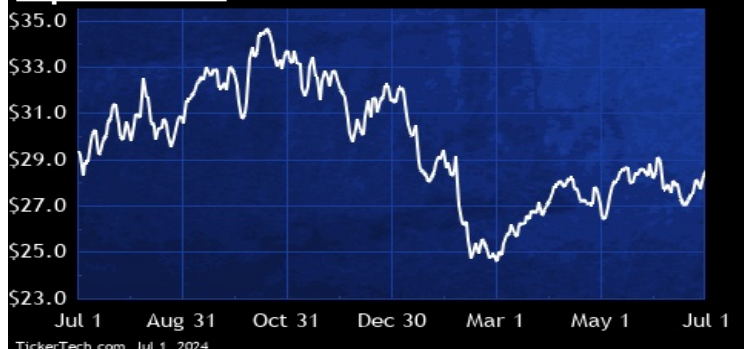
EQNR DIVIDEND HISTORY



TickerTech.com Jun 29, 2024

EQNR — 4.9% YIELD

Equinor ASA

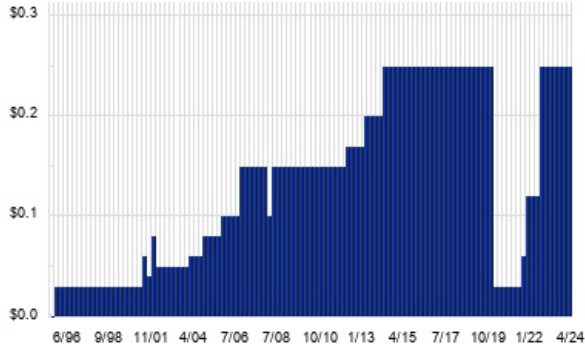


Equinor develops, produces and markets various forms of energy and derived products and services, as well as other business. Co.'s segments include: Marketing, Midstream & Processing, which is responsible for the marketing, trading, processing and transportation of crude oil and condensate, natural gas, NGL and refined products; Renewables, which is developing, exploring, investing in, and operating areas within renewable energy; Projects, Drilling & Procurement, which is responsible for global project development, well deliveries, and sourcing across Co.; and Technology, Digital & Innovation, which includes research, technology development, advisory services, digitalization, and IT.

APA — KEY STATS

Name:	APA Corp
Stock buyback:	APA buyback
Website:	www.apachecorp.com
Sector:	Oil & Gas Exploration & Production
36 Month Beta:	0.71
Total Market Cap:	\$10,631,000,000
% Held by Institutions:	65.93%
% Held by ETFs:	24.69%

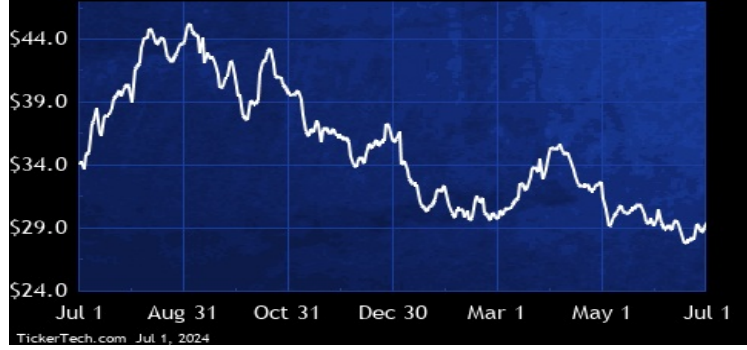
APA DIVIDEND HISTORY



TickerTech.com Jun 29, 2024

APA — 3.4% YIELD

APA Corp



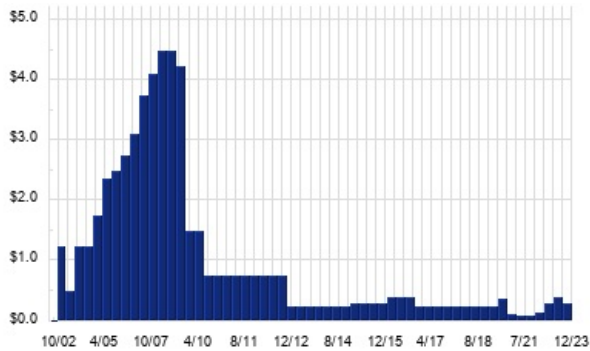
TickerTech.com Jul 1, 2024

APA is a holding company. Through its subsidiaries, Co. is an energy company that explores for, develops, and produces natural gas, crude oil, and natural gas liquids. Co.'s upstream business has exploration and production operations in three geographic areas: the U.S., Egypt, and offshore the U.K. in the North Sea. Co. also has exploration and appraisal operations ongoing in Suriname, as well as interests in other international locations. Co.'s midstream business is operated by its subsidiary, Altus Midstream Company, through its subsidiary, Altus Midstream LP (collectively, Altus). Altus owns, develops, and operates a midstream energy asset network in the Permian Basin of West Texas.

TNP — KEY STATS

Name:	Tsakos Energy Navigation Ltd
Stock buyback:	TNP buyback
Website:	www.tenn.gr
Sector:	Oil & Gas Equipment & Services
36 Month Beta:	NA
Total Market Cap:	\$542,000,000
% Held by Institutions:	NA%
% Held by ETFs:	6.03%

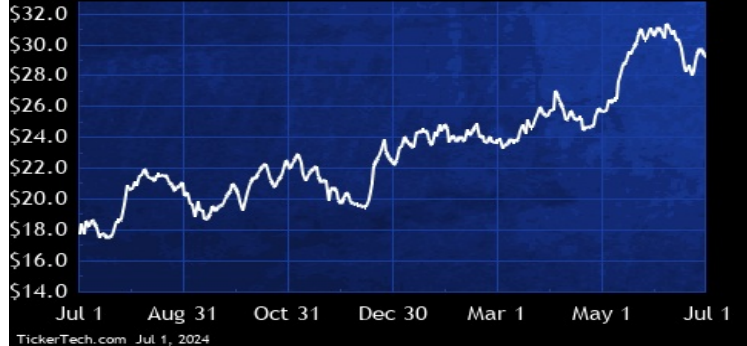
TNP DIVIDEND HISTORY



TickerTech.com Jun 29, 2024

TNP — 4.1% YIELD

Tsakos Energy Navigation Ltd



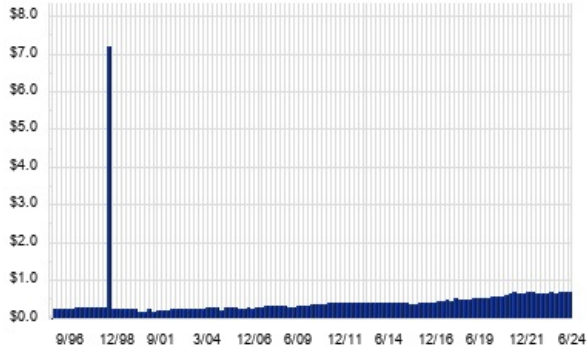
TickerTech.com Jul 1, 2024

Tsakos Energy Navigation is a holding company. Through its subsidiaries, Co. is a provider of international seaborne crude oil and petroleum product transportation services. Co. is also engaged in transporting liquefied natural gas.

TRP — KEY STATS

Name:	TC Energy Corp
Website:	www.tcenergy.com
Sector:	Oil & Gas Equipment & Services
36 Month Beta:	0.87
Total Market Cap:	\$27,072,000,000
% Held by Institutions:	82.41%
% Held by ETFs:	1.00%

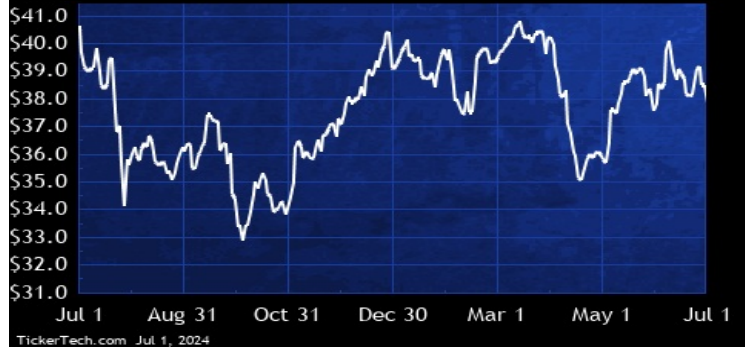
TRP DIVIDEND HISTORY



TickerTech.com Jun 29, 2024

TRP — 10.1% YIELD

TC Energy Corp

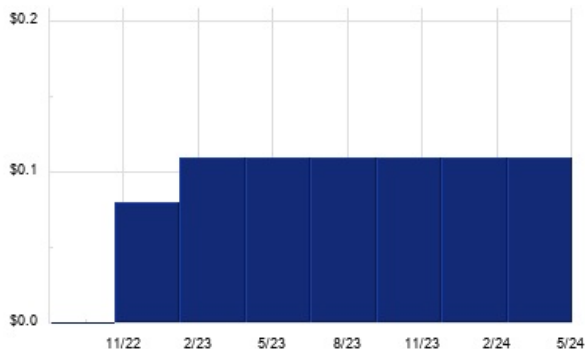


TC Energy is an energy infrastructure company which operates in three main businesses: Natural Gas Pipelines, Liquids Pipelines and Power and Storage. Co. has five business segments: Canadian Natural Gas Pipelines, U.S. Natural Gas Pipelines, Mexico Natural Gas Pipelines, Liquids Pipelines and Power and Storage. Natural Gas Pipelines and Liquids Pipelines are principally comprised of Co.'s natural gas and liquids pipelines in Canada, the U.S. and Mexico, as well as its natural gas storage operations in the U.S. Power and Storage includes Co.'s power operations and its unregulated natural gas storage business in Canada.

GRNT — KEY STATS

Name:	Granite Ridge Resources Inc
Sector:	Oil & Gas Exploration & Production
36 Month Beta:	0.74
Total Market Cap:	\$794,000,000
% Held by Institutions:	30.89%
% Held by ETFs:	2.84%

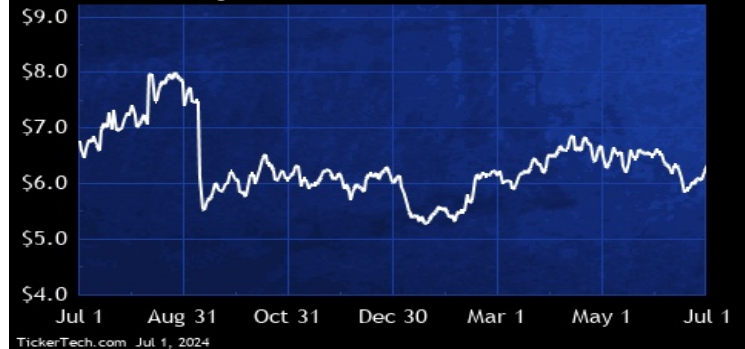
GRNT DIVIDEND HISTORY



TickerTech.com Jul 1, 2024

GRNT — 7.0% YIELD

Granite Ridge Resources Inc

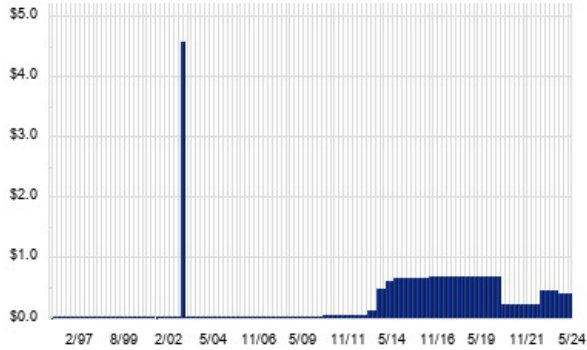


Granite Ridge Resources and its subsidiaries are engaged in purchasing non-operated oil and natural gas assets in basins in North America, and realizing profits through participation in oil and natural gas wells.

HP – KEY STATS

Name:	Helmerich & Payne, Inc.
Website:	www.hpinc.com
Sector:	Oil & Gas Equipment & Services
36 Month Beta:	0.63
Total Market Cap:	\$3,479,000,000
% Held by Institutions:	97.18%
% Held by ETFs:	24.05%

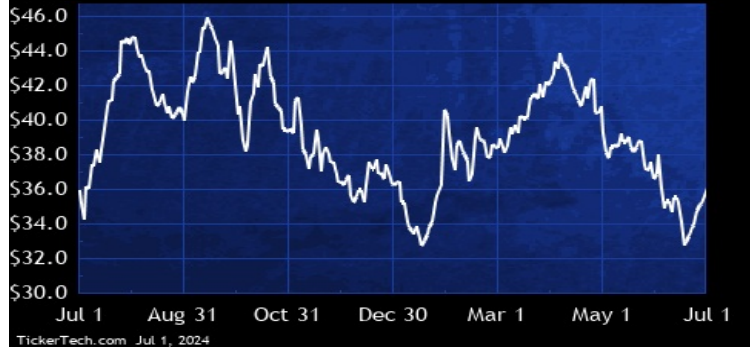
HP DIVIDEND HISTORY



TickerTech.com Jul 1, 2024

HP – 2.8% YIELD

Helmerich & Payne, Inc.

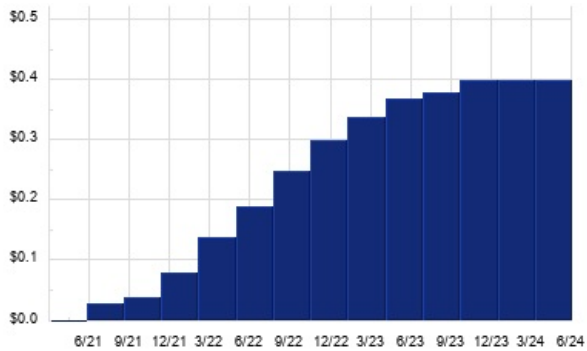


Helmerich & Payne, through its operating subsidiaries, provides drilling solutions and technologies for oil and gas exploration and production companies. Co. is a partner for a number of oil and gas exploration and production companies, but it focuses primarily on the drilling segment of the oil and gas production value chain. Co.'s drilling services operations are organized into the following reportable operating business segments: North America Solutions, Offshore Gulf of Mexico and International Solutions. Co. also owns and operates a number of commercial real estate properties located in Tulsa, OK. Co.'s real estate investments include a shopping center.

NOG – KEY STATS

Name:	Northern Oil & Gas Inc (MN)
Stock buyback:	NOG buyback
Website:	www.northernoil.com
Sector:	Oil & Gas Exploration & Production
36 Month Beta:	1.32
Total Market Cap:	\$3,881,000,000
% Held by Institutions:	95.51%
% Held by ETFs:	23.10%

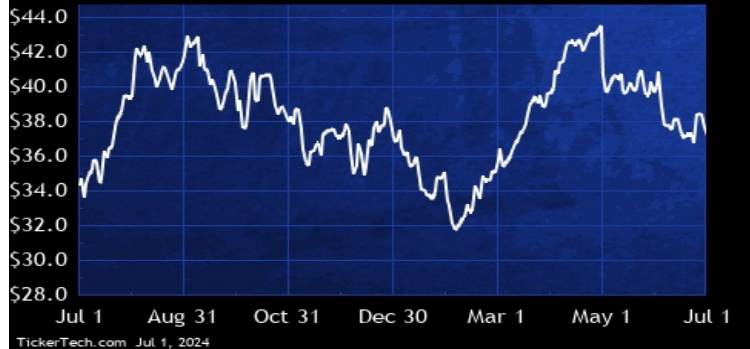
NOG DIVIDEND HISTORY



TickerTech.com Jul 1, 2024

NOG – 4.3% YIELD

Northern Oil & Gas Inc



Northern Oil and Gas is an energy company engaged in the acquisition, exploration, development and production of oil and natural gas properties, primarily in the Williston Basin, the Appalachian Basin and the Permian Basin. Co. primarily engage in oil and natural gas exploration and production by participating on a proportionate basis alongside third-party interests in wells drilled and completed in spacing units that include Co.'s acreage. In addition, Co. acquires wellbore-only working interests in wells in which Co. does not hold the leasehold interests from third parties unable or unwilling to participate in particular well proposals.

 **Energy Stock Channel**

 **Dividend Channel**

Nothing in Dividend Channel is intended to be investment advice, nor does it represent the opinion of, counsel from, or recommendations by BNK Invest Inc. or any of its affiliates, subsidiaries or partners. None of the information contained herein constitutes a recommendation that any particular security, portfolio, transaction, or investment strategy is suitable for any specific person. All viewers agree that under no circumstances will BNK Invest, Inc., its subsidiaries, partners, officers, employees, affiliates, or agents be held liable for any loss or damage caused by your reliance on information obtained. By visiting, using or viewing this site, you agree to the following [Full Disclaimer & Terms of Service](#). Video widget and dividend videos powered by Market News Video. Quote data delayed at least 20 minutes; data powered by Ticker Technologies, and Mergent. [Contact Dividend Channel](#); [Meet Our Editorial Staff](#).