

10 Yield Gushing Energy Stocks

<http://www.energystockchannel.com/>

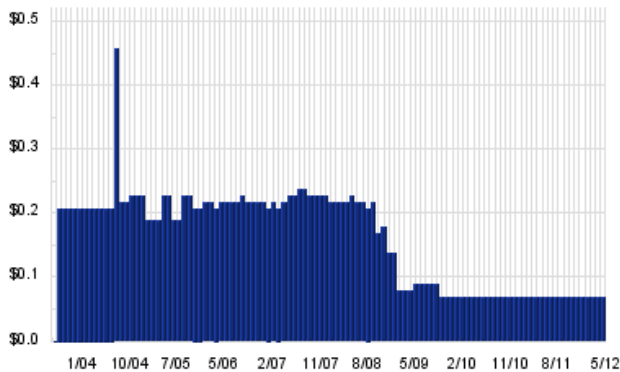
Energy Stock Channel paired our coverage universe of energy stocks, with Dividend Channel's proprietary DividendRank formula, to bring you this list of 10 top ranked energy dividend stocks. The DividendRank formula considers a variety of data – dividend history & yield, book value, quarterly earnings – and compares it to the stock's trading data to come up with certain calculations about profitability and about the stock's valuation (whether we think it looks "cheap" or "expensive"). The result is this list of the top most "interesting" ideas that merit further research.



PGH — Key Stats

Name:	Pengrowth Energy Corp
Website:	www.pengrowth.com
Sector:	Oil & Gas Exploration & Production
36 Month Beta:	1.68
Total Market Cap:	\$2,504,000,000
% Held by Institutions:	32.59%
% Held by ETFs:	0.20%

PGH Dividend History



TickerTech.com Jun 18, 2012

PGH — 12.1% Yield

Pengrowth Energy Corp

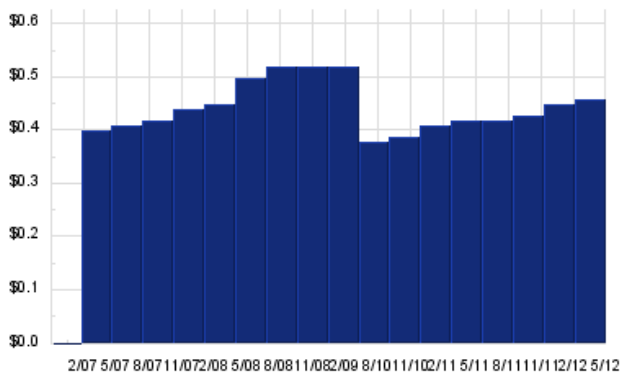


Pengrowth Energy is a Canadian resource company that is engaged in the production, development, exploration and acquisition of oil and natural gas assets. As of Dec 31 2010, total gross proved reserves for light and medium oil consisted of 80,746 thousands of barrels ("Mbbbl"), heavy oil consisted of 15,138 Mbbbl, natural gas liquids consisted of 20,726 Mbbbl, natural gas consisted of 531,374 millions of cubic feet ("MMcf") and coal bed methane consisted of 48,262 MMcf.

BBEP — Key Stats

Name:	BreitBurn Energy Partners LP
Website:	www.breitburn.com
Sector:	Oil & Gas Exploration & Production

BBEP Dividend History



TickerTech.com Jun 18, 2012

BBEP — 10.9% Yield

BreitBurn Energy Partners LP

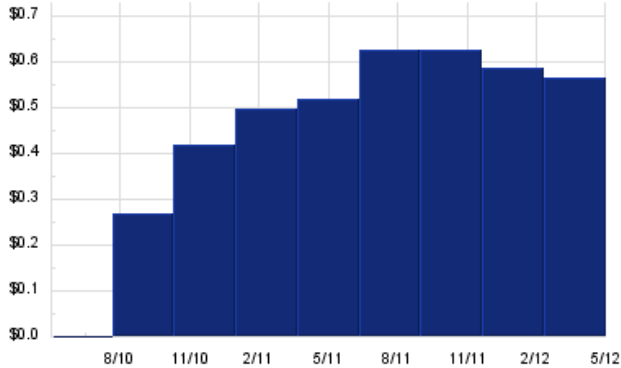


BreitBurn Energy Partners is an independent oil and gas partnership focused on the acquisition, exploitation and development of oil and gas properties in the U.S. Co.'s assets consist primarily of producing and non-producing crude oil and natural gas reserves located mainly in the Antrim Shale and other non-Antrim formations in Michigan, the Los Angeles Basin in California, the Wind River and Big Horn Basins in central Wyoming, the Sunniland Trend in Florida and the New Albany Shale in Indiana and Kentucky. As of Dec 31 2010, Co.'s total estimated proved reserves were 118.9 million barrels of oil equivalent, of which approximately 65.0 % was natural gas and 35.0% was crude oil.

ECT – Key Stats

Name: ECA Marcellus Trust I
Sector: Oil & Gas Exploration & Production

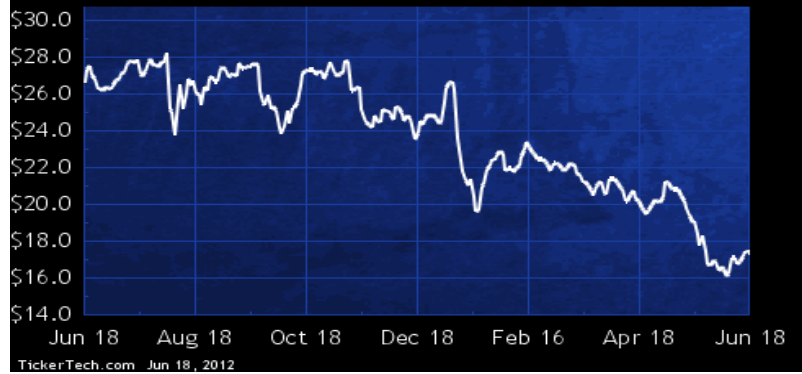
ECT Dividend History



TickerTech.com Jun 18, 2012

ECT – 13.2% Yield

ECA Marcellus Trust I

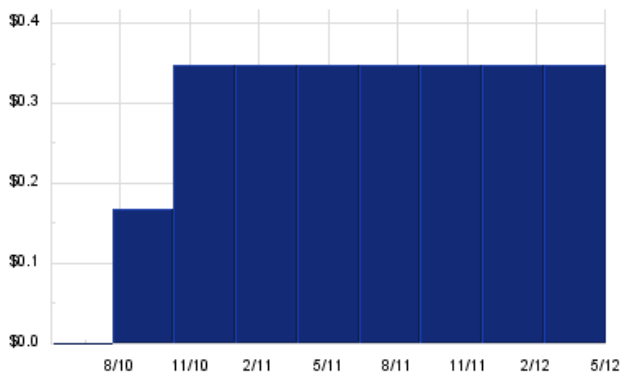


ECA Marcellus Trust I is engaged in holding royalties in natural gas wells in the Marcellus Shale formation, in Greene County, PA. As of Dec 31 2010, the total gas reserves attributable to Co.'s interests were 102.40 billion cubic feet.

NKA – Key Stats

Name: Niska Gas Storage Partners LLC
Website: www.niskapartners.com
Sector: Oil & Gas Exploration & Production
36 Month Beta: 0.94
Total Market Cap: \$375,000,000
% Held by Institutions: NA%
% Held by ETFs: 0.33%

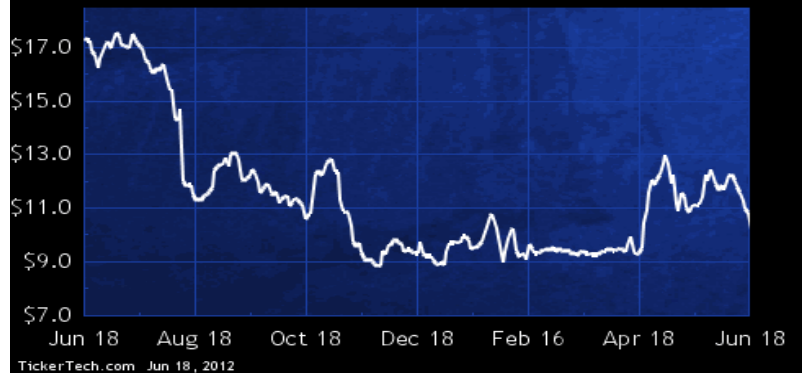
NKA Dividend History



TickerTech.com Jun 18, 2012

NKA – 13.7% Yield

Niska Gas Storage Partners LLC

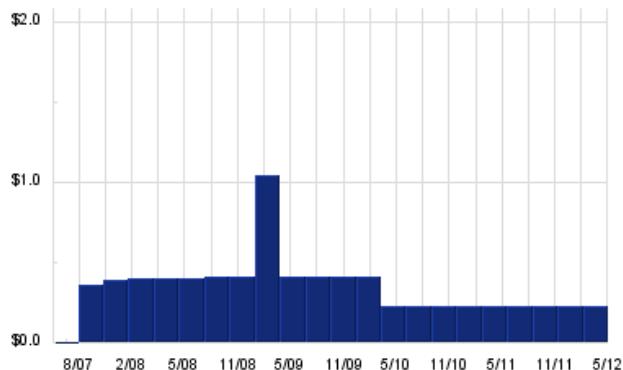


Niska Gas Storage Partners owns and operates natural gas storage assets. Co. stores natural gas for a range of customers, such as financial institutions, marketers, pipelines, power generators, utilities and producers of natural gas. Co. provides storage services under Long-Term Firm contracts, whereby customers pay monthly reservation fees in exchange for the right to inject, store and withdraw volumes of natural gas on days and for periods selected by them. Co. also provides services under Short-Term Firm contracts, whereby customer pays a fixed fee to inject certain quantity of natural gas on a specified date or dates and to store that gas in Co.'s storage facilities until withdrawa.

CPLP – Key Stats

Name:	Capital Product Partners L.P.
Website:	www.capitalplp.com
Sector:	Oil & Gas Equipment & Services
36 Month Beta:	1.26
Total Market Cap:	\$273,000,000
% Held by Institutions:	64.59%
% Held by ETFs:	0.03%

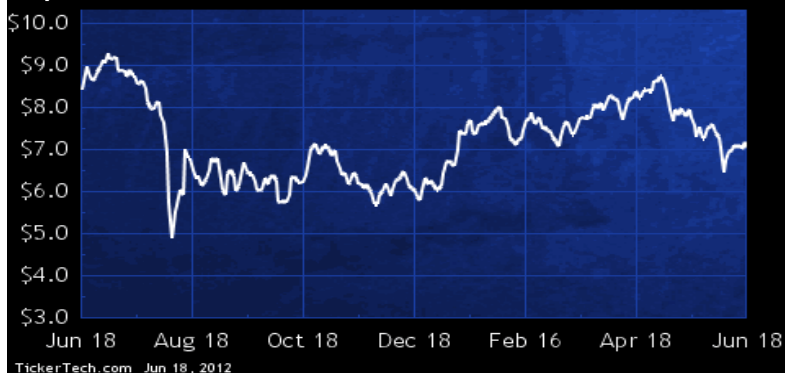
CPLP Dividend History



TickerTech.com Jun 18, 2012

CPLP – 13.2% Yield

Capital Product Partners L.P.



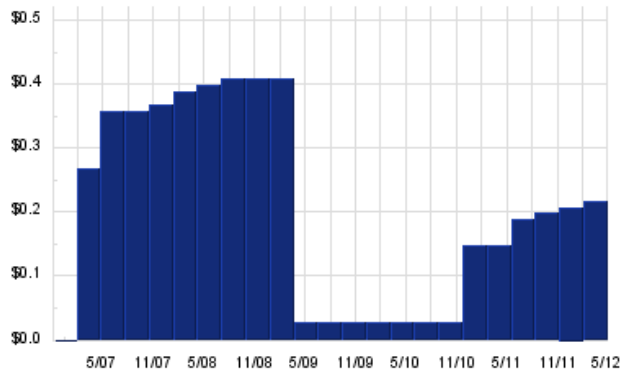
TickerTech.com Jun 18, 2012

Capital Product Partners is an international tanker company and Co.'s vessels trade on a worldwide basis and are capable of carrying crude oil, refined oil products, such as gasoline, diesel, fuel oil and jet fuel, as well as edible oils and certain chemicals such as ethanol. Co.'s fleet consists of 21 double-hull tankers with an average age of approximately 4.6 years as of Jan. 31, 2011, including Ice Class 1A MR product tanker fleet of vessels and carrying capacity with 69% of the fleet total days in 2011 secured under period charter coverage.

EROC – Key Stats

Name:	Eagle Rock Energy Partners LP
Website:	www.eaglerockenergy.com
Sector:	Oil & Gas Equipment & Services
36 Month Beta:	1.16
Total Market Cap:	\$1,163,000,000
% Held by Institutions:	60.77%
% Held by ETFs:	0.01%

EROC Dividend History



TickerTech.com Jun 18, 2012

EROC – 9.9% Yield

Eagle Rock Energy Partners LP



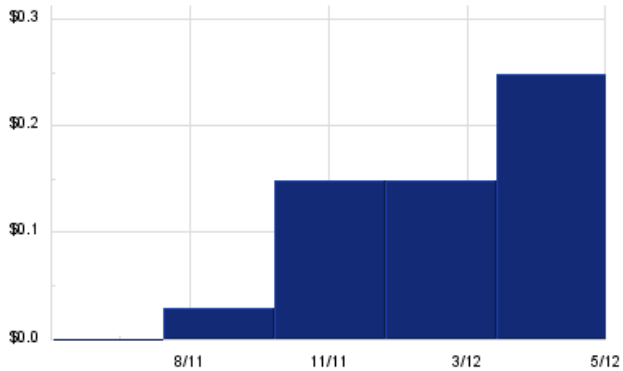
TickerTech.com Jun 18, 2012

Eagle Rock Energy Partners is a limited partnership engaged in the business of gathering, compressing, treating, processing and transporting natural gas, fractionating and transporting natural gas liquids (NGLs) and marketing natural gas, condensate and NGLs in the Texas Panhandle, East Texas/Louisiana, South Texas, West Texas and Gulf of Mexico regions; and acquiring, developing and producing interests in oil and natural gas properties in Southern Alabama, East Texas, South Texas and West Texas. At Dec 31 2010, Co.'s proved reserves included about 38.40 billion cubic feet of natural gas, 8.7 million barrels of crude oil, and 6.2 million barrels of NGLs, of which 89.0% were proved developed.

DCIX – Key Stats

Name: Diana Containerships Inc.
 Website: www.dcontainerships.com
 Sector: Transportation & Pipelines

DCIX Dividend History



TickerTech.com Jun 18, 2012

DCIX – 13.4% Yield

Diana Containerships Inc.



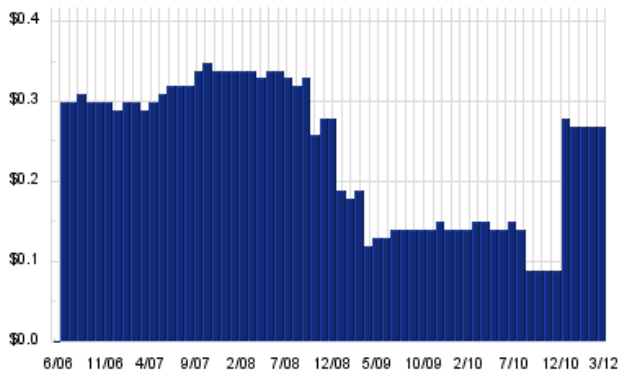
TickerTech.com Jun 18, 2012

Diana Containerships is a holding company. Through its subsidiaries, Co. owns and operates containerships and pursue containership acquisition opportunities. Each of Co.'s vessels is owned by separate wholly-owned subsidiaries.

PWE – Key Stats

Name: Penn West Petroleum Ltd
 Website: www.pennwest.com
 Sector: Oil & Gas Exploration & Production
 36 Month Beta: 2.17
 Total Market Cap: \$6,486,000,000
 % Held by Institutions: 40.19%
 % Held by ETFs: 0.03%

PWE Dividend History



TickerTech.com Jun 18, 2012

PWE – 7.6% Yield

Penn West Petroleum Ltd



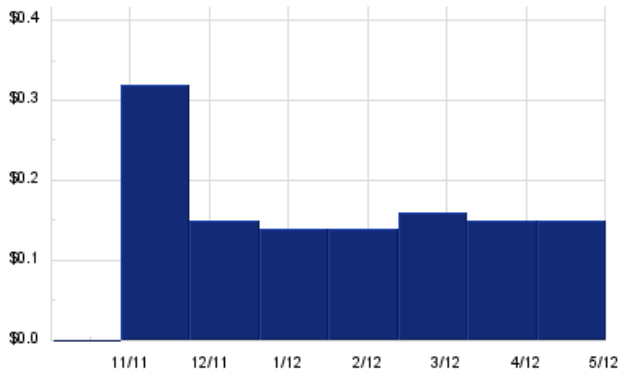
TickerTech.com Jun 18, 2012

Penn West Petroleum is engaged in the business of acquiring, exploring, developing, exploiting and holding interests in petroleum and natural gas properties and related assets. As of Dec 31 2011, Co.'s gross proven developed and undeveloped reserves for oil and gas was 498 million barrels of oil equivalent (net: 430 million barrels of oil equivalent).

NDRO — Key Stats

Name:	Enduro Royalty Trust
Sector:	Oil & Gas Exploration & Production
36 Month Beta:	2.14
Total Market Cap:	\$524,000,000
% Held by Institutions:	NA%
% Held by ETFs:	0.00%

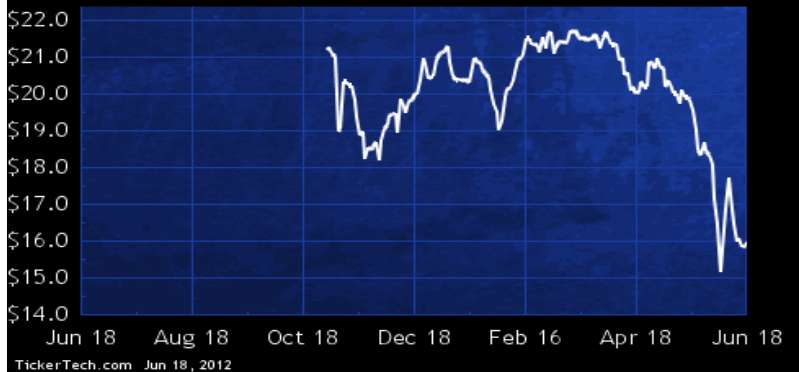
NDRO Dividend History



TickerTech.com Jun 18, 2012

NDRO — 11.0% Yield

Enduro Royalty Trust

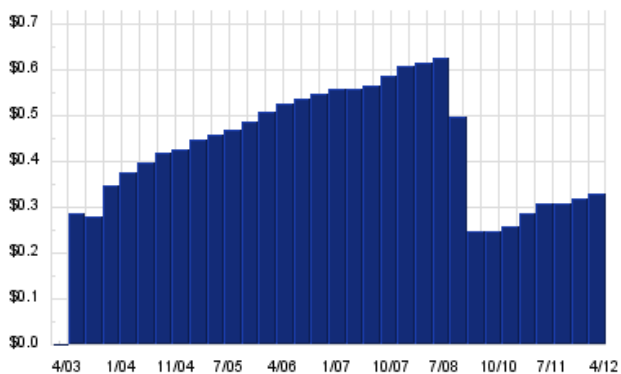


Enduro Royalty is a statutory trust which was formed to acquire and hold a net profits interest for the benefit of the Trust unitholders pursuant to an agreement between Enduro Resource Partners LLC ("Enduro"), the Trustee, and Wilmington Trust Company. These interests are in underlying properties consisting of Enduro's interests in specified oil and natural gas properties located in Texas, Louisiana and New Mexico. These properties consist of 30,319 developed oil and natural gas wells at Dec 31 2010, and 30,467 undeveloped oil and natural gas wells.

XTEX — Key Stats

Name:	Crosstex Energy LP
Website:	www.crosstexenergy.com
Sector:	Oil & Gas Refining & Marketing

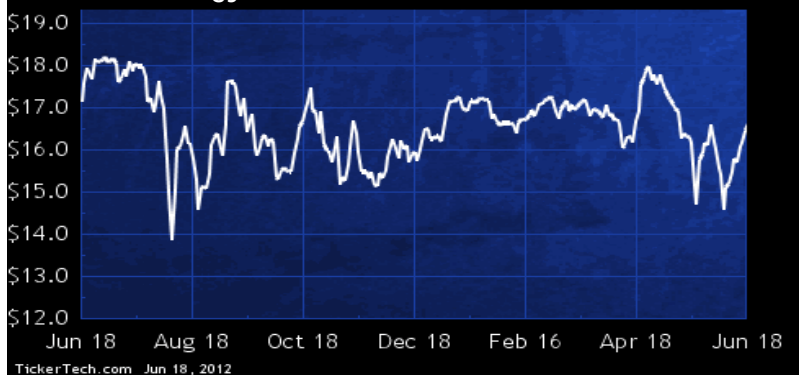
XTEX Dividend History



TickerTech.com Jun 18, 2012

XTEX — 8.0% Yield

Crosstex Energy LP



Crosstex Energy is engaged in the gathering, processing, transmission and marketing of natural gas and natural gas liquids (NGLs). Co. processes natural gas for the removal of NGLs, fractionate NGLs into purity products and market those products for a fee, transports natural gas and provides natural gas to a variety of markets. Co. purchases natural gas from natural gas producers and other supply sources and sells that natural gas to utilities, industrial consumers, other marketers and pipelines. Co. also purchases natural gas from producers not connected to its gathering systems for resale and sells natural gas on behalf of producers.

 **Energy Stock Channel**

 **Dividend Channel**

Nothing in Dividend Channel is intended to be investment advice, nor does it represent the opinion of, counsel from, or recommendations by BNK Invest Inc. or any of its affiliates, subsidiaries or partners. None of the information contained herein constitutes a recommendation that any particular security, portfolio, transaction, or investment strategy is suitable for any specific person. All viewers agree that under no circumstances will BNK Invest, Inc., its subsidiaries, partners, officers, employees, affiliates, or agents be held liable for any loss or damage caused by your reliance on information obtained. By visiting, using or viewing this site, you agree to the following [Full Disclaimer & Terms of Service](#). Video widget and dividend videos powered by Market News Video. Quote data delayed at least 20 minutes; [data powered by Ticker Technologies](#), and Mergent. [Contact Dividend Channel](#); [Meet Our Editorial Staff](#).