

10 Yield Gushing Energy Stocks

<http://www.energystockchannel.com/>

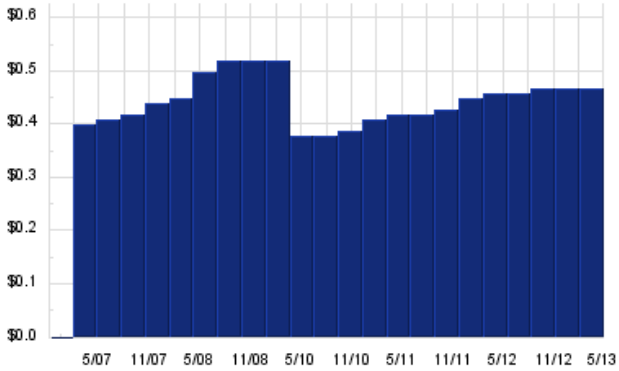
Energy Stock Channel paired our coverage universe of energy stocks, with Dividend Channel's proprietary DividendRank formula, to bring you this list of 10 top ranked energy dividend stocks. The DividendRank formula considers a variety of data – dividend history & yield, book value, quarterly earnings – and compares it to the stock's trading data to come up with certain calculations about profitability and about the stock's valuation (whether we think it looks "cheap" or "expensive"). The result is this list of the top most "interesting" ideas that merit further research.



BBEP – Key Stats

Name:	BreitBurn Energy Partners LP
Website:	www.breitburn.com
Sector:	Oil & Gas Exploration & Production
36 Month Beta:	0.68
Total Market Cap:	\$1,812,000,000
% Held by Institutions:	36.52%
% Held by ETFs:	0.04%

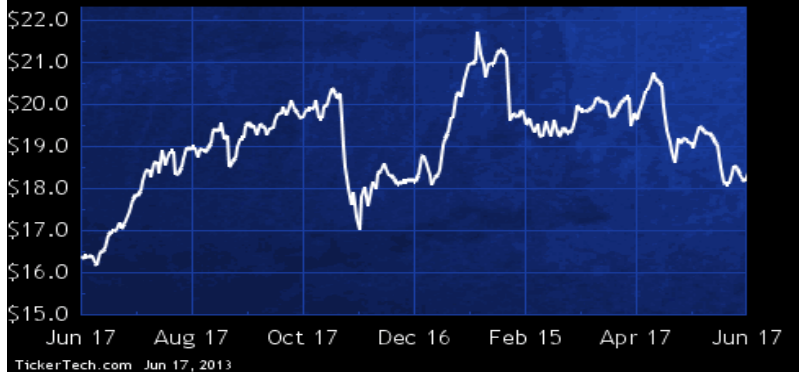
BBEP Dividend History



TickerTech.com Jun 17, 2013

BBEP – 10.3% Yield

BreitBurn Energy Partners LP

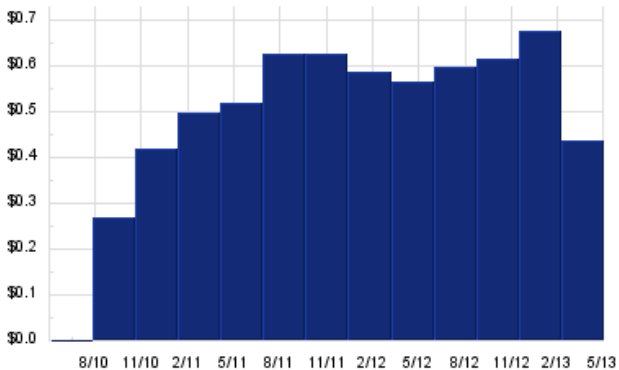


BreitBurn Energy Partners is an independent oil and gas partnership focused on the acquisition, exploitation and development of oil and gas properties. Co.'s assets are located in: the Antrim Shale and other non-Antrim formations in Michigan; the Evanston and Green River Basins in southwestern Wyoming; the Wind River and Big Horn Basins in central Wyoming; the Powder River Basin in eastern Wyoming; the Los Angeles Basin in California; the Sunniland Trend in Florida; and the New Albany Shale in Indiana and Kentucky. As of Dec 31 2011, Co.'s total estimated proved reserves were 151.1 million barrels of oil equivalent, of which approximately 65.0 % was natural gas and 35.0% was crude oil.

ECT – Key Stats

Name:	ECA Marcellus Trust I
Sector:	Rental, Leasing, & Royalty

ECT Dividend History



TickerTech.com Jun 17, 2013

ECT – 17.7% Yield

ECA Marcellus Trust I

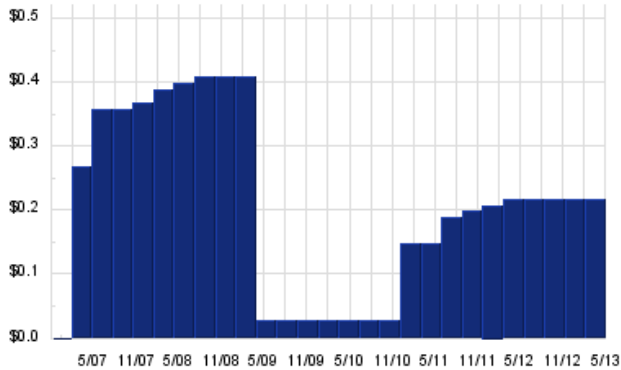


ECA Marcellus Trust I is a statutory trust. At Dec 31 2011, Co. owned royalty interests in 14 producing horizontal natural gas wells producing from the Marcellus Shale formation, all of which were online and were located in Greene County, PA and royalty interests in 31 development wells that were online and producing, and nine development wells that were drilled but awaiting completion procedures in the Marcellus Shale formation. As of Dec 31 2011, the total gas reserves attributable to Co.'s interests were 81.72 billion cubic feet (Bcf). This amount included 67.25 Bcf of proved developed reserves and 14.47 Bcf of proved undeveloped reserves.

EROC – Key Stats

Name:	Eagle Rock Energy Partners LP
Website:	www.eaglerockenergy.com
Sector:	Oil & Gas Equipment & Services
36 Month Beta:	0.86
Total Market Cap:	\$1,385,000,000
% Held by Institutions:	66.69%
% Held by ETFs:	0.03%

EROC Dividend History



TickerTech.com Jun 17, 2013

EROC – 10.1% Yield

Eagle Rock Energy Partners LP

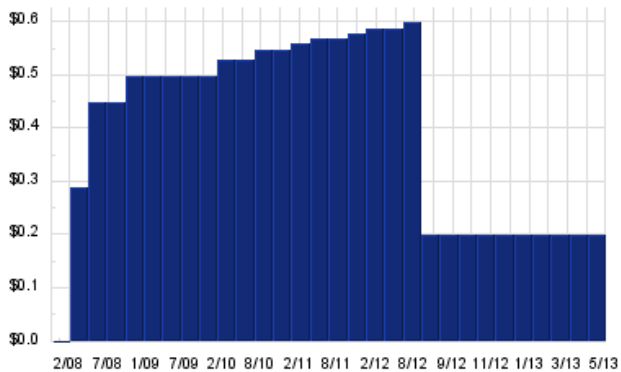


Eagle Rock Energy Partners is a domestically-focused limited partnership engaged in the following two businesses: Midstream Business - gathering, compressing, treating, processing, transporting, marketing and trading natural gas; fractionating, transporting and marketing natural gas liquids (NGLs); and crude oil logistics and marketing; and Upstream Business - developing and producing oil and natural gas property interests. At Dec 31 2011, Co.'s proved reserves included about 234.0 billion cubic feet of natural gas, 11.5 million barrels of crude oil, and 11.3 million barrels of NGLs, of which 76% were proved developed.

VNR – Key Stats

Name:	Vanguard Natural Resource LLC
Website:	www.vnrllc.com
Sector:	Oil & Gas Exploration & Production

VNR Dividend History



TickerTech.com Jun 17, 2013

VNR – 8.7% Yield

Vanguard Natural Resource LLC

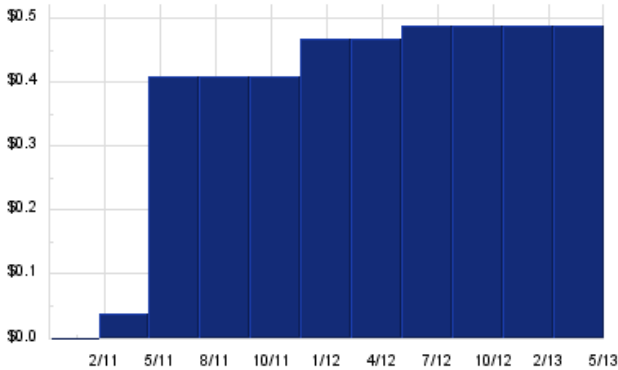


Vanguard Natural Resource is engaged in the acquisition and development of oil and natural gas properties. Co. owns properties and oil and natural gas reserves in: the Permian Basin in West Texas and New Mexico; the Big Horn Basin in Wyoming and Montana; the southern portion of the Appalachian Basin, primarily in southeast Kentucky and northeast Tennessee; South Texas; the Williston Basin in North Dakota and Montana; Mississippi; and the Arkoma Basin in Arkansas and Oklahoma. At Dec 31 2011, Co.'s estimated proved developed and undeveloped reserves for crude oil, natural gas, and natural gas liquids were 44.8 million barrels, 163.00 billion cubic feet, and 7.4 million barrels, respectively.

QRE — Key Stats

Name:	QR Energy LP
Website:	www.qrenergylp.com
Sector:	Oil & Gas Exploration & Production
36 Month Beta:	0.83
Total Market Cap:	\$970,000,000
% Held by Institutions:	NA%
% Held by ETFs:	0.11%

QRE Dividend History



TickerTech.com Jun 17, 2013

QRE — 11.8% Yield

QR Energy LP

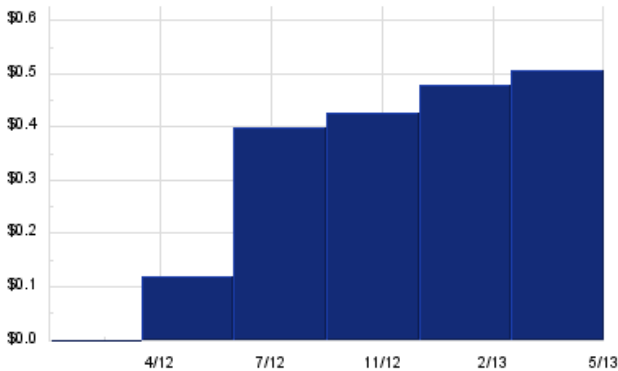


QR Energy is engaged in the acquisition, exploitation, development and production of oil and natural gas properties. Co.'s business activities are conducted through its QRE Operating, LLC subsidiary. Co.'s properties are located in the Permian Basin (Texas and New Mexico) and the Ark-La-Tex (Arkansas, Louisiana and Texas), Mid-Continent (Oklahoma) and Gulf Coast (Florida and Alabama) areas. Co. designs and manages the development, recompletion or workover for all of the wells it operates. At Dec 31 2011, Co.'s total estimated proved reserves were about 75.2 million barrels of oil equivalent, of which about 56.0% were oil and natural gas liquids and 68.0% were proved developed reserves.

ARP — Key Stats

Name:	Atlas Resource Partners, L.P.
Website:	www.atlasresourcepartners.com
Sector:	Oil & Gas Exploration & Production
36 Month Beta:	0.83
Total Market Cap:	\$989,000,000
% Held by Institutions:	NA%
% Held by ETFs:	0.03%

ARP Dividend History



TickerTech.com Jun 17, 2013

ARP — 9.1% Yield

Atlas Resource Partners, L.P.

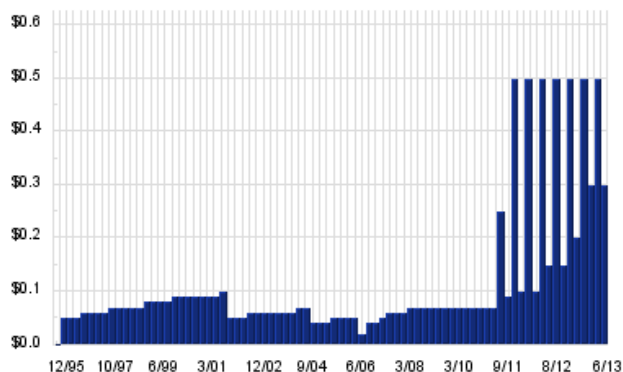


Atlas Resource Partners operates through Atlas Energy E&P Operations, which is an independent developer and producer of natural gas and oil, with operations in the Appalachian Basin, Illinois Basin and the Rocky Mountain region. Co. sponsors and manages tax-advantaged investment partnerships, in which it coinvests, to finance a portion of its natural gas and oil production activities. Co. will look to grow the net production from its natural gas and oil production business as well as the fee-based revenues from its partnership management business.

HFC — Key Stats

Name:	HollyFrontier Corp.
Website:	www.hollycorp.com
Sector:	Oil & Gas Refining & Marketing
36 Month Beta:	3.02
Total Market Cap:	\$9,264,000,000
% Held by Institutions:	82.88%
% Held by ETFs:	4.87%

HFC Dividend History



TickerTech.com Jun 17, 2013

HFC — 2.7% Yield

HollyFrontier Corp.

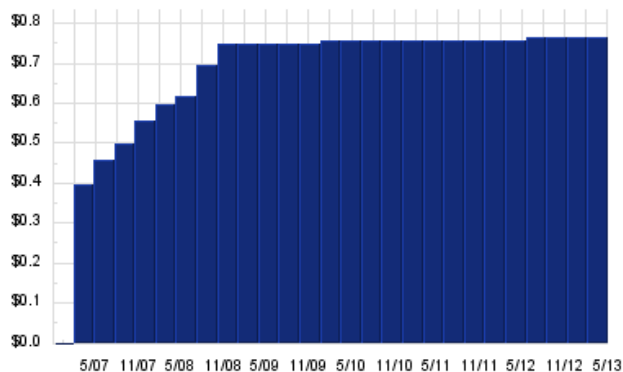


HollyFrontier is an independent petroleum refiner that produces light products such as gasoline, diesel fuel, jet fuel, lubricant products and asphalt. Co. has two reporting segments: Refining, which involves the purchase and refining of crude oil and wholesale and branded marketing of refined products; and Holly Energy Partners, L.P. (HEP), which is engaged in pipeline transportation, rental and terminalling operations as well as pipeline transportation services provided for Co.'s refining operations. As of Dec 31 2012, Co. owned a 44.0% interest in HEP, including the 2.0% general partner interest.

EVEP — Key Stats

Name:	EV Energy Partners LP
Website:	www.evenenergypartners.com
Sector:	Oil & Gas Exploration & Production
36 Month Beta:	0.68
Total Market Cap:	\$1,461,000,000
% Held by Institutions:	66.69%
% Held by ETFs:	0.09%

EVEP Dividend History



TickerTech.com Jun 17, 2013

EVEP — 9.0% Yield

EV Energy Partners LP

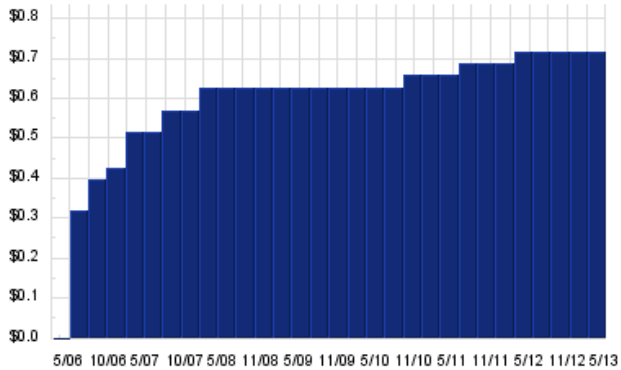


EV Energy Partners is engaged in the acquisition, development and production of oil and natural gas properties. Co.'s general partner is EV Energy GP, L.P. Co.'s properties are located in the Barnett Shale, the Appalachian Basin (which includes the Utica Shale), the Mid-Continent areas in Oklahoma, Texas, Arkansas, Kansas and Louisiana, the San Juan Basin, the Monroe Field in Northern Louisiana, the Permian Basin, Central and East Texas (which includes the Austin Chalk area), and Michigan. As of Dec 31 2011, Co. had estimated net proved reserves of 15.1 million barrels of oil, 808.68 billion cubic feet of natural gas, and 40.9 million barrels of natural gas liquids.

LINE — Key Stats

Name:	Linn Energy LLC
Website:	www.linnenergy.com
Sector:	Oil & Gas Exploration & Production
36 Month Beta:	1.08
Total Market Cap:	\$7,468,000,000
% Held by Institutions:	23.45%
% Held by ETFs:	0.08%

LINE Dividend History



TickerTech.com Jun 17, 2013

LINE — 9.3% Yield

Linn Energy LLC

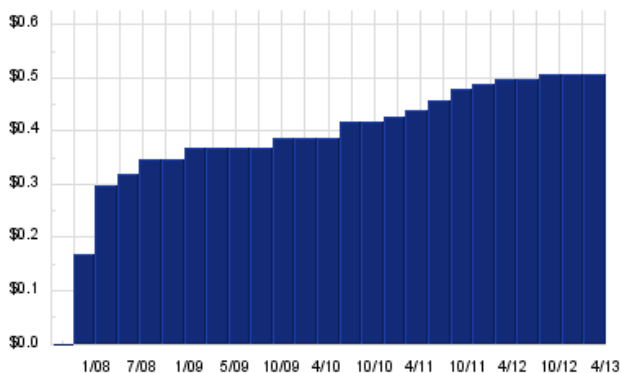


Linn Energy is an independent oil and natural gas company. Co.'s properties include: Mid-Continent Deep, which include the Texas Panhandle Deep Granite Wash formation and formations in Oklahoma and Kansas; Mid-Continent Shallow, which include the Texas Panhandle Brown Dolomite formation and formations in Oklahoma, Louisiana and Illinois; Permian Basin, which include areas in West Texas and Southeast New Mexico; Michigan, which include the Antrim Shale formation; California, which include the Brea Olinda Field of the Los Angeles Basin; and Williston Basin, which includes the Bakken formation in North Dakota. At Dec 31 2011, Co.'s proved reserves were 3,370.00 billion cubic feet equivalent.

CMLP — Key Stats

Name:	Crestwood Midstream Partners LP
Website:	www.crestwoodlp.com
Sector:	Oil & Gas Equipment & Services
36 Month Beta:	0.74
Total Market Cap:	\$1,310,000,000
% Held by Institutions:	NA%
% Held by ETFs:	0.02%

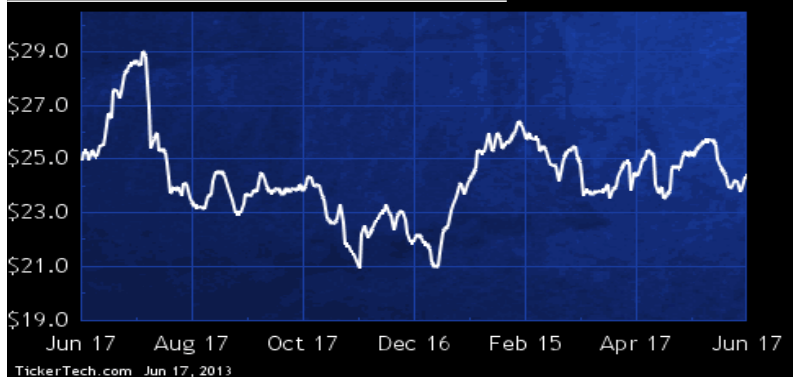
CMLP Dividend History



TickerTech.com Jun 17, 2013

CMLP — 8.4% Yield

Crestwood Midstream Partners LP



Crestwood Midstream Partners is primarily engaged in the gathering, processing, treating, compression, transportation and sale of natural gas and the delivery of natural gas liquids produced in the geological formations of the Barnett Shale in north Texas, the Avalon Shale area of southeastern New Mexico, the Fayetteville Shale in northwestern Arkansas, the Granite Wash in the Texas Panhandle and the Haynesville/Bossier Shale in western Louisiana. Co. conducts all of its operations in the midstream sector with three reportable operating segments. Barnett, Fayetteville and Granite Wash.

 **Energy Stock Channel**

 **Dividend Channel**

Nothing in Dividend Channel is intended to be investment advice, nor does it represent the opinion of, counsel from, or recommendations by BNK Invest Inc. or any of its affiliates, subsidiaries or partners. None of the information contained herein constitutes a recommendation that any particular security, portfolio, transaction, or investment strategy is suitable for any specific person. All viewers agree that under no circumstances will BNK Invest, Inc., its subsidiaries, partners, officers, employees, affiliates, or agents be held liable for any loss or damage caused by your reliance on information obtained. By visiting, using or viewing this site, you agree to the following [Full Disclaimer & Terms of Service](#). Video widget and dividend videos powered by Market News Video. Quote data delayed at least 20 minutes; [data powered by Ticker Technologies](#), and Mergent. [Contact Dividend Channel](#); [Meet Our Editorial Staff](#).