

10 Yield Gushing Energy Stocks

<http://www.energystockchannel.com/>

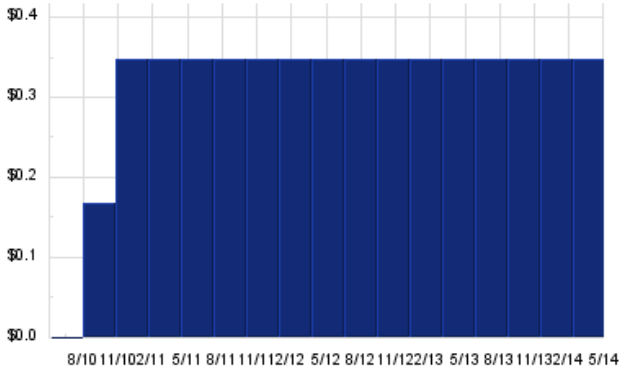
Energy Stock Channel paired our coverage universe of energy stocks, with Dividend Channel's proprietary DividendRank formula, to bring you this list of 10 top ranked energy dividend stocks. The DividendRank formula considers a variety of data – dividend history & yield, book value, quarterly earnings – and compares it to the stock's trading data to come up with certain calculations about profitability and about the stock's valuation (whether we think it looks "cheap" or "expensive"). The result is this list of the top most "interesting" ideas that merit further research.



NKA — Key Stats

Name:	Niska Gas Storage Partners LLC
Website:	www.niskapartners.com
Sector:	Oil & Gas Equipment & Services
36 Month Beta:	0.91
Total Market Cap:	\$516,000,000
% Held by Institutions:	56.68%
% Held by ETFs:	0.05%

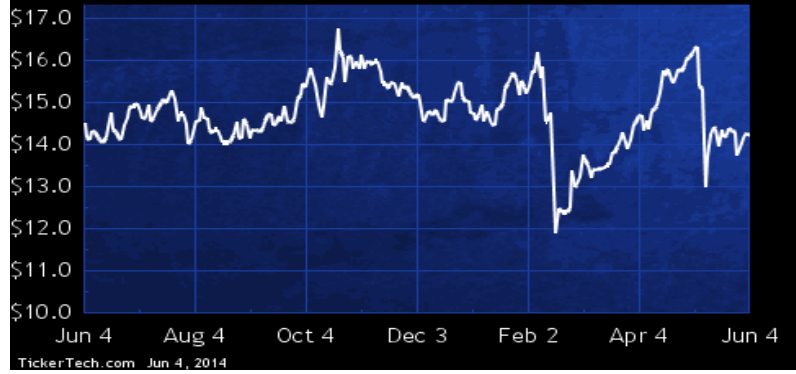
NKA Dividend History



TickerTech.com Jun 4, 2014

NKA — 9.9% Yield

Niska Gas Storage Partners LLC



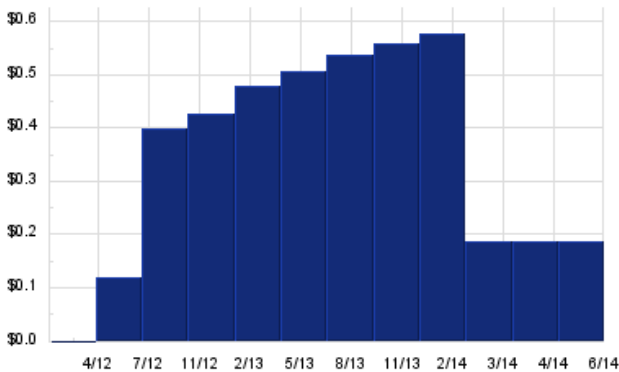
TickerTech.com Jun 4, 2014

Niska Gas Storage Partners is engaged in the ownership and/or operation of natural gas storage assets in North America. Co. operates the Countess and Suffield gas storage facilities (collectively, the AECO Hub) in Alberta, Canada, and the Wild Goose and Salt Plains gas storage facilities in California and Oklahoma, respectively. Each of these facilities market natural gas storage services. Co. stores natural gas for a range of customers, including financial institutions, marketers, pipelines, power generators, utilities and producers of natural gas.

ARP — Key Stats

Name:	Atlas Resource Partners, L.P.
Website:	www.atlasresourcepartners.com
Sector:	Oil & Gas Exploration & Production
36 Month Beta:	0.26
Total Market Cap:	\$1,303,000,000
% Held by Institutions:	77.78%
% Held by ETFs:	1.45%

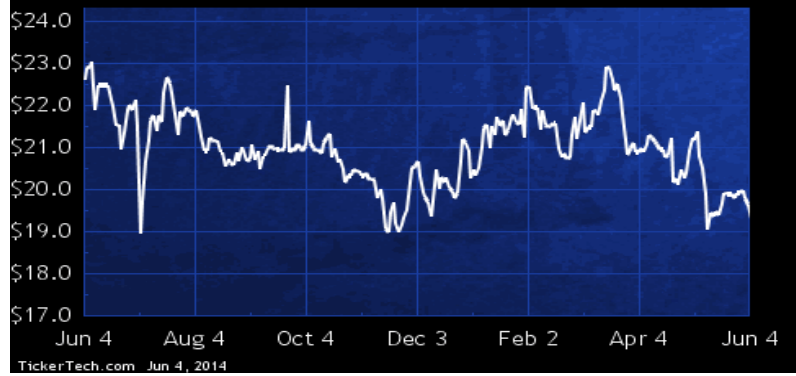
ARP Dividend History



TickerTech.com Jun 4, 2014

ARP — 12.0% Yield

Atlas Resource Partners, L.P.



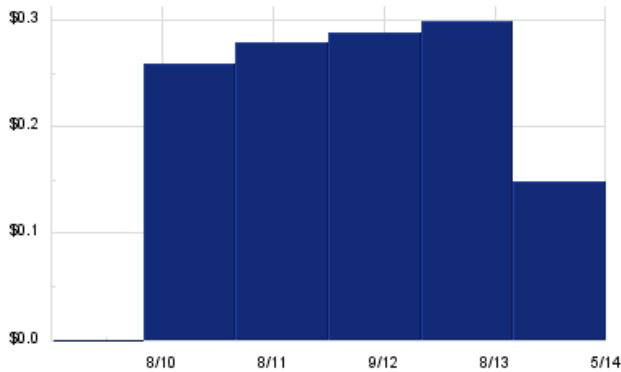
TickerTech.com Jun 4, 2014

Atlas Resource Partners is an independent developer and producer of natural gas, crude oil and natural gas liquids, with operations in the following areas: the Barnett Shale and Marble Falls play in the Forth Worth Basin in northern Texas; the Appalachia basin, including the Marcellus Shale and the Utica Shale; the Mississippi Lime and Hunton plays in northwestern Oklahoma; the Chattanooga Shale in northeastern Tennessee, the Niobrara Shale in northeastern Colorado, the New Albany Shale in southwestern Indiana, and the Antrim Shale in Michigan. As of Dec 31 2012, Co. had proved natural gas and oil reserves of 723.36 billion cubic feet equivalent.

CZZ – Key Stats

Name:	Cosan Ltd
Website:	www.cosan.com.br
Sector:	Oil & Gas Refining & Marketing
36 Month Beta:	2.14
Total Market Cap:	\$2,207,000,000
% Held by Institutions:	26.82%
% Held by ETFs:	0.30%

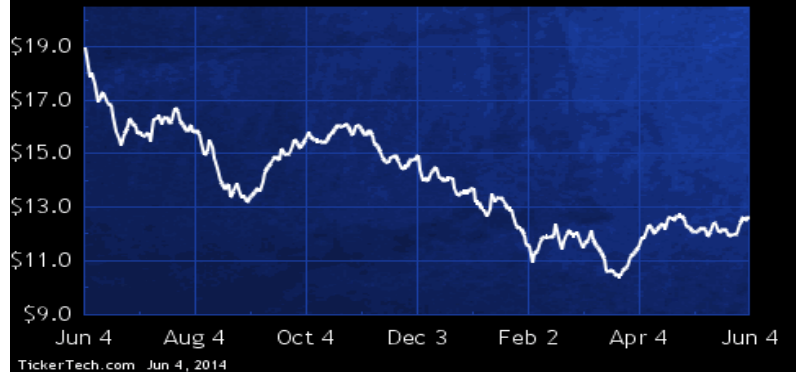
CZZ Dividend History



TickerTech.com Jun 4, 2014

CZZ – 1.2% Yield

Cosan Ltd

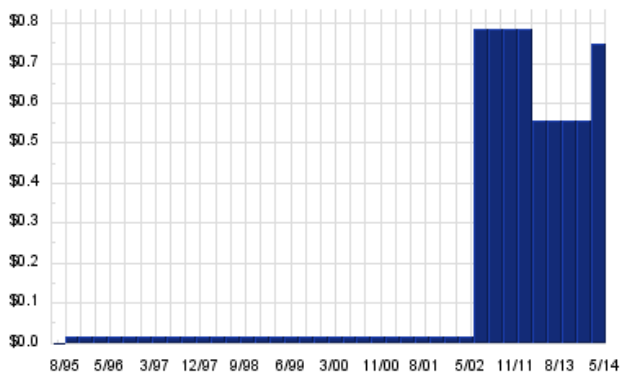


Cosan is a vertically integrated bioenergy company based in Bermuda. Co. prospects land, grows and processes sugarcane, distributes fuels, transports and sells sugar on the domestic and international markets and manufactures and sells lubricants. Co. presents five reportable segments: Raizen Energia, produces and exports sugar and ethanol and cogenerates electricity from sugarcane bagasse; Raizen Combustiveis, distributes fuels in the Brazilian market; Rumo, provides logistics services for the transportation of sugar and other commodities; Comgas, distributes and trades natural gas in the State of S?o Paulo; and Radar which invests in agricultural properties and leasing of agricultural land.

RIG – Key Stats

Name:	Transocean Ltd.
Website:	www.deepwater.com
Sector:	Oil & Gas Exploration & Production
36 Month Beta:	2.10
Total Market Cap:	\$15,066,000,000
% Held by Institutions:	66.45%
% Held by ETFs:	3.41%

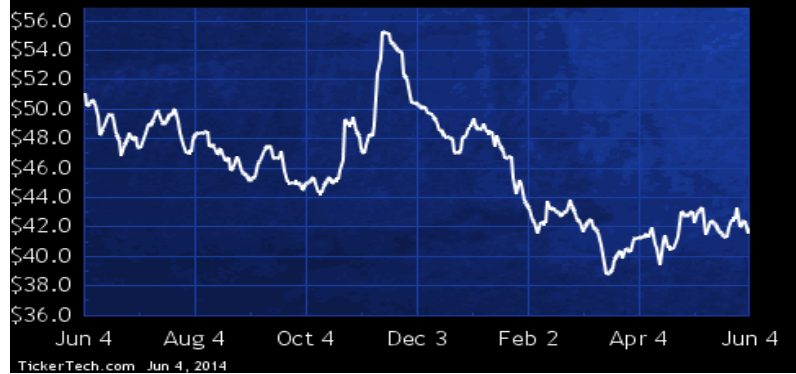
RIG Dividend History



TickerTech.com Jun 4, 2014

RIG – 7.1% Yield

Transocean Ltd.

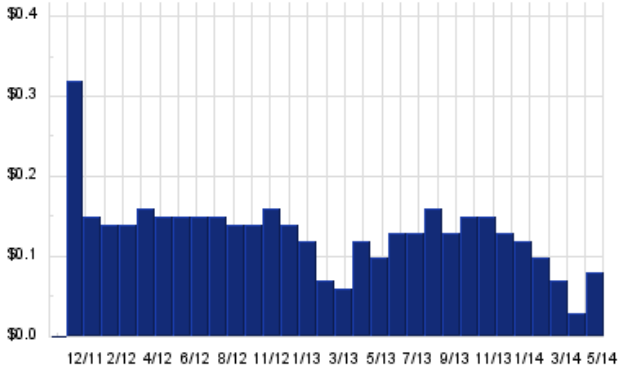


Transocean is a provider of offshore contract drilling services for oil and gas wells. Co. is involved in the global offshore drilling business with a particular focus on deepwater and harsh environment drilling services. Co.'s primary business is to contract its drilling rigs, related equipment and work crews predominantly on a dayrate basis to drill oil and gas wells. Co. also provides oil and gas drilling management services on either a dayrate basis or a completed-project, fixed price or turnkey basis, as well as drilling engineering and drilling project management services. Co. has two reportable segments: contract drilling services; and drilling management services.

NDRO – Key Stats

Name:	Enduro Royalty Trust
Website:	www.enduroroyaltytrust.com
Sector:	Rental, Leasing, & Royalty
36 Month Beta:	0.31
Total Market Cap:	\$417,000,000
% Held by Institutions:	0%
% Held by ETFs:	0.04%

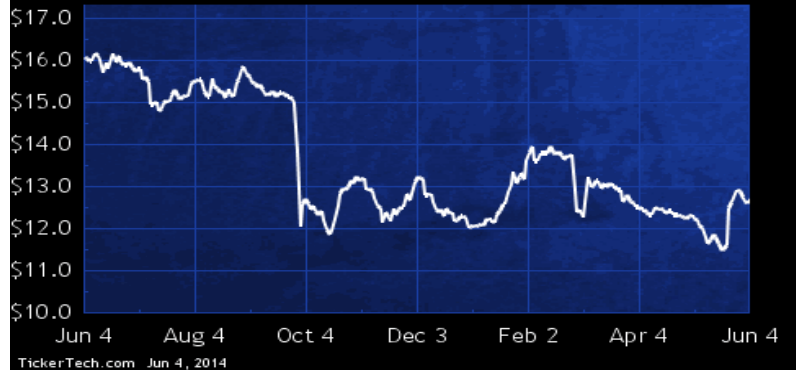
NDRO Dividend History



TickerTech.com Jun 4, 2014

NDRO – 7.8% Yield

Enduro Royalty Trust

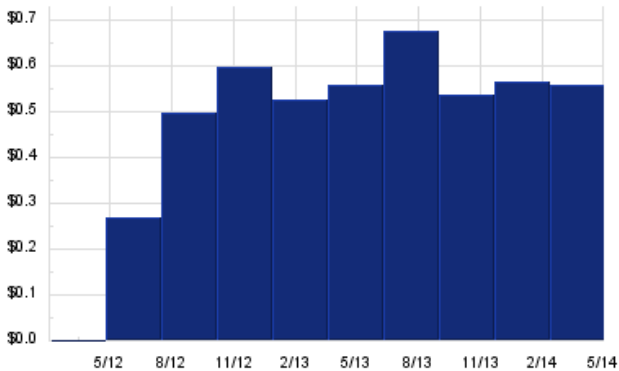


Enduro Royalty Trust is a statutory trust, engaged in holding a net profits interest representing the right to receive 80% of the net profits from the sale of oil and natural gas production from certain properties in the states of Texas, Louisiana and New Mexico (Underlying Properties). As of Dec 31 2012, the Underlying Properties had proved reserves of 21.4 million barrels of oil equivalent.

SDR – Key Stats

Name:	SandRidge Mississippian Trust II
Website:	www.sandridgeenergy.com
Sector:	Oil & Gas Exploration & Production
36 Month Beta:	0.83
Total Market Cap:	\$287,000,000
% Held by Institutions:	3.51%
% Held by ETFs:	0.01%

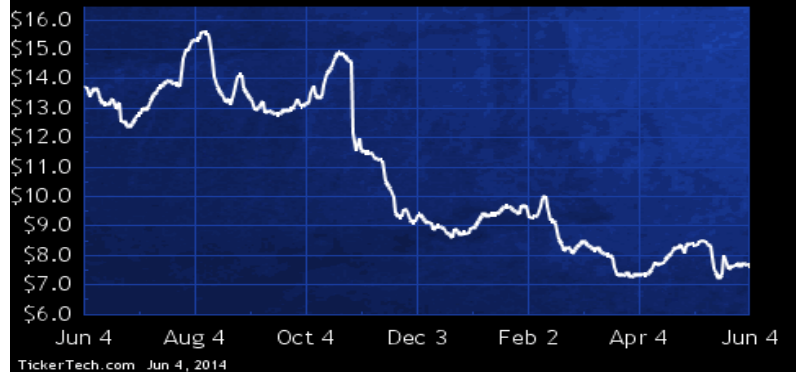
SDR Dividend History



TickerTech.com Jun 4, 2014

SDR – 29.2% Yield

SandRidge Mississippian Trust II

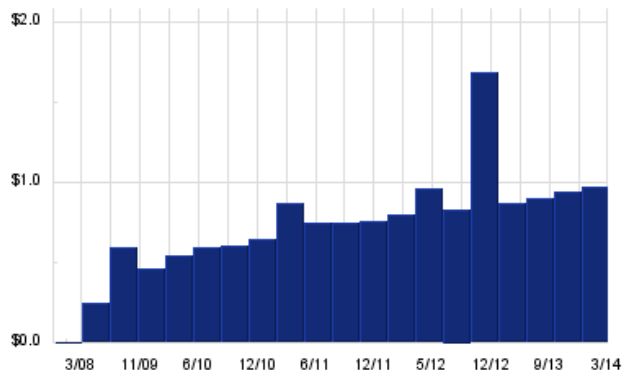


SandRidge Mississippian Trust II is a statutory trust formed among and by SandRidge Energy, Inc. (SandRidge), as Trustor, The Bank of New York Mellon Trust Company, N.A., as Trustee, and The Corporation Trust Company, as Delaware Trustee. Co. acquires and holds the royalty interests for the benefit of its unitholders pursuant to a trust agreement by and among SandRidge, the Trustee and the Delaware Trustee. SandRidge conveyed to Co.'s royalty interests in specified oil and natural gas properties in the Mississippian formation in Alfalfa, Grant, Kay, Noble and Woods counties in northern Oklahoma and Barber, Comanche, Harper and Sumner counties in southern Kansas.

SDRL – Key Stats

Name:	Seadrill Ltd
Website:	www.seadrill.com
Sector:	<u>Oil & Gas Exploration & Production</u>
36 Month Beta:	1.42
Total Market Cap:	\$18,028,000,000
% Held by Institutions:	58.68%
% Held by ETFs:	0.82%

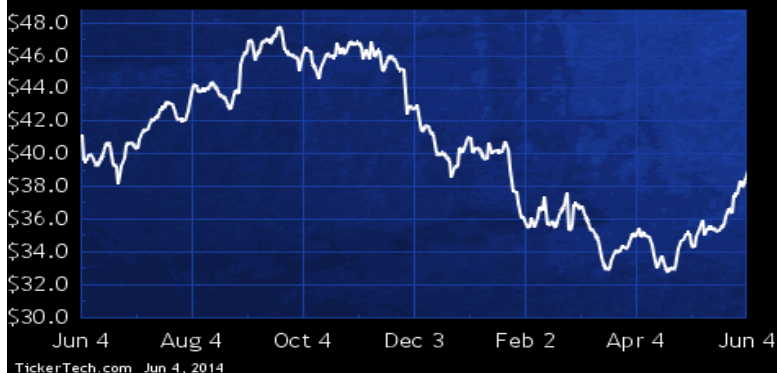
SDRL Dividend History



TickerTech.com Jun 4, 2014

SDRL – 10.3% Yield

Seadrill Ltd



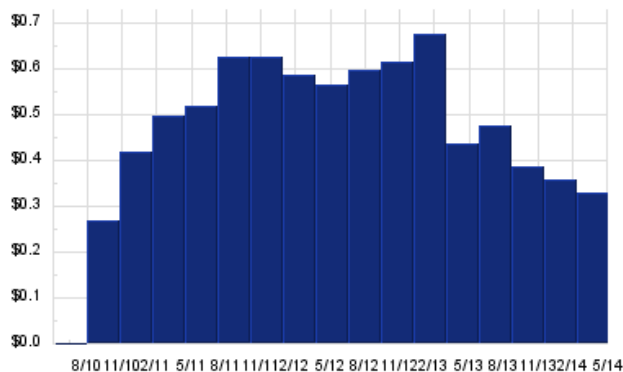
TickerTech.com Jun 4, 2014

Seadrill is an offshore drilling contractor that provides offshore drilling services to the oil and gas industry. Co.'s primary business is the ownership and operation of drillships, semi-submersible rigs, jack-up rigs and tender rigs for operations in shallow-, mid-, deep, and ultra deep-water areas, and in benign and harsh environments. Through its subsidiaries, Co. also provides platform drilling, facility engineering, modular rig, well intervention and oilfield technologies, and drilling and well services. Co. is engaged in three business segments: Floaters, Jack-up Rigs and Tender Rigs.

ECT – Key Stats

Name:	ECA Marcellus Trust I
Sector:	<u>Rental, Leasing, & Royalty</u>

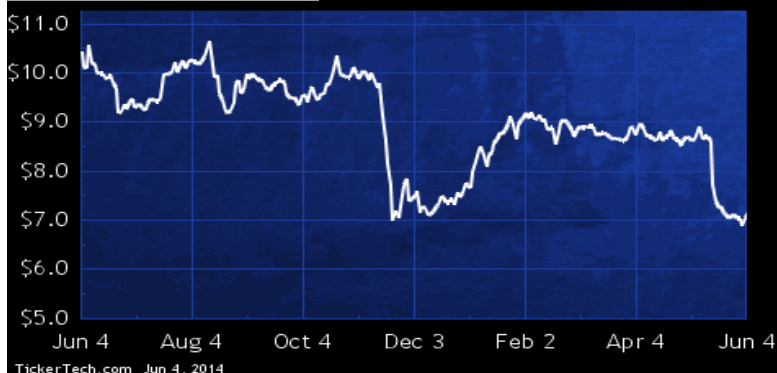
ECT Dividend History



TickerTech.com Jun 4, 2014

ECT – 18.7% Yield

ECA Marcellus Trust I



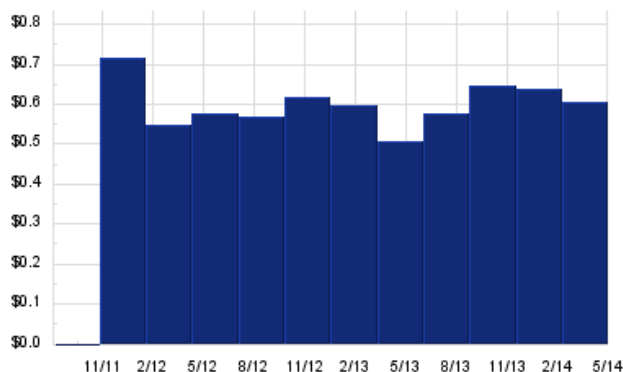
TickerTech.com Jun 4, 2014

ECA Marcellus Trust I is a statutory trust engaged in owning royalty interests in 14 producing horizontal natural gas wells producing from the Marcellus Shale formation, all of which are online and are located in Greene County, PA, and royalty interests in 52 development wells drilled in the Marcellus Shale formation. As of Dec 31 2012, the total gas reserves attributable to Co.'s interests were 68.50 billion cubic feet.

PER — Key Stats

Name:	SandRidge Permian Trust
Website:	www.sandridgeenergy.com
Sector:	Oil & Gas Exploration & Production
36 Month Beta:	1.00
Total Market Cap:	\$480,000,000
% Held by Institutions:	NA%
% Held by ETFs:	0.06%

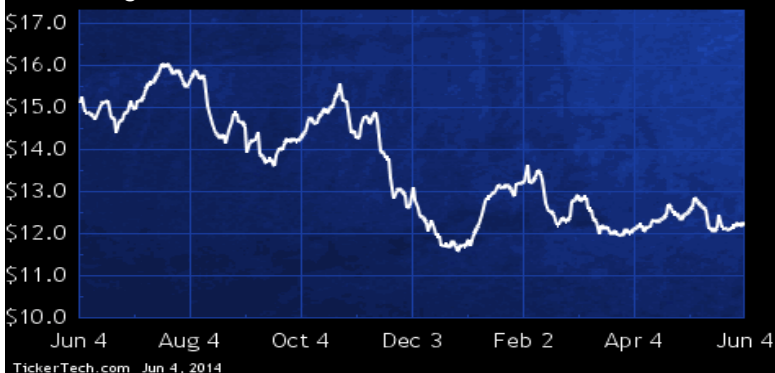
PER Dividend History



TickerTech.com Jun 4, 2014

PER — 20.0% Yield

SandRidge Permian Trust

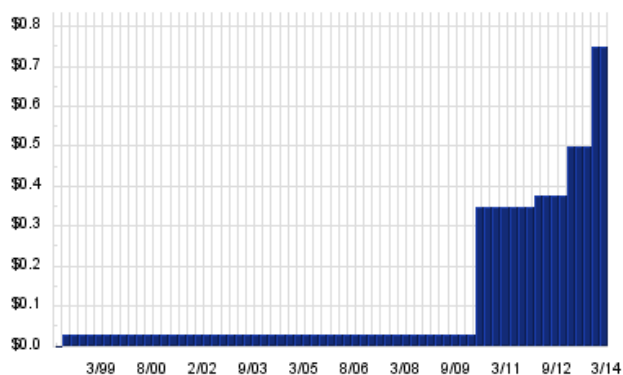


SandRidge Permian Trust is a statutory trust. Co. is formed pursuant to a trust agreement by and among SandRidge Energy, Inc. (SandRidge), as Trustor, The Bank of New York Mellon Trust Company, N.A., as Trustee, and The Corporation Trust Company, as Delaware Trustee. SandRidge conveys to Co. royalty interests in certain oil and natural gas properties in the Permian Basin located in Andrews County, TX. As of Dec 31 2012, Co. had total estimated proved reserves of 18.0 million barrels of oil equivalents, consisted of 15.2 million barrels of oil, 1.9 million barrels of natural gas liquids, and 5.21 billion cubic feet of natural gas.

ESV — Key Stats

Name:	EnSCO plc
Website:	www.enscoplc.com
Sector:	Oil & Gas Exploration & Production
36 Month Beta:	0.95
Total Market Cap:	\$12,270,000,000
% Held by Institutions:	77.55%
% Held by ETFs:	5.92%

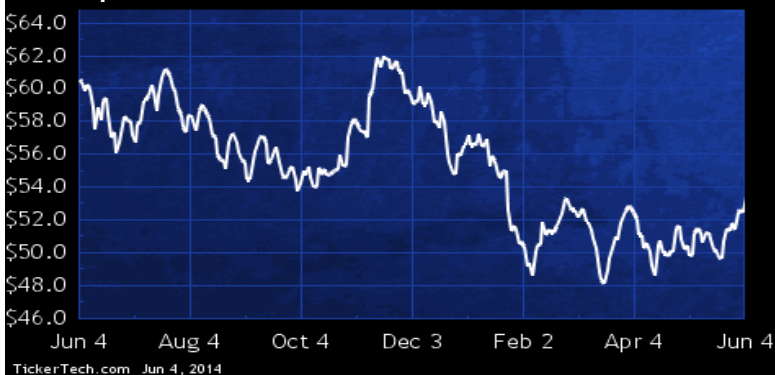
ESV Dividend History



TickerTech.com Jun 4, 2014

ESV — 5.6% Yield

EnSCO plc



EnSCO is an offshore contract drilling company. Co. provides offshore contract drilling services to the international oil and gas industry. As of Dec 31 2012, Co. owned an offshore drilling rig fleet of 74 rigs, including rigs under construction. Co.'s rig fleet includes nine drillships, 13 semisubmersible rigs, six moored semisubmersible rigs and 46 jackup rigs. Co.'s customers include national and international oil companies, in addition to several independent operators. The regions in which Co. operates include markets in Southeast Asia, Australia, the North Sea, the Mediterranean, the U.S. Gulf of Mexico, Mexico and the Middle East, as well as floater markets in Brazil and West Africa.

 **Energy Stock Channel**

 **Dividend Channel**

Nothing in Dividend Channel is intended to be investment advice, nor does it represent the opinion of, counsel from, or recommendations by BNK Invest Inc. or any of its affiliates, subsidiaries or partners. None of the information contained herein constitutes a recommendation that any particular security, portfolio, transaction, or investment strategy is suitable for any specific person. All viewers agree that under no circumstances will BNK Invest, Inc., its subsidiaries, partners, officers, employees, affiliates, or agents be held liable for any loss or damage caused by your reliance on information obtained. By visiting, using or viewing this site, you agree to the following [Full Disclaimer & Terms of Service](#). Video widget and dividend videos powered by Market News Video. Quote data delayed at least 20 minutes; [data powered by Ticker Technologies](#), and Mergent. [Contact Dividend Channel](#); [Meet Our Editorial Staff](#).