

10 Yield Gushing Energy Stocks

<http://www.energystockchannel.com/>

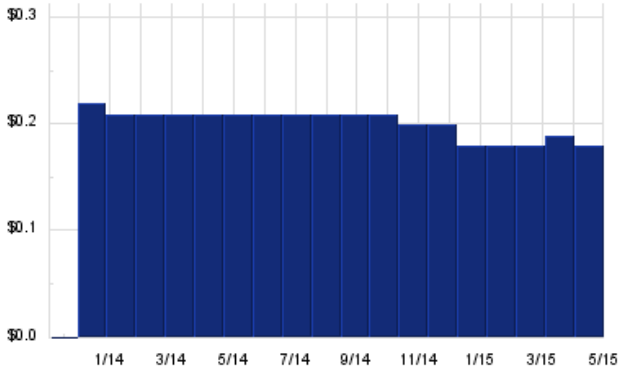
Energy Stock Channel paired our coverage universe of energy stocks, with Dividend Channel's proprietary DividendRank formula, to bring you this list of 10 top ranked energy dividend stocks. The DividendRank formula considers a variety of data – dividend history & yield, book value, quarterly earnings – and compares it to the stock's trading data to come up with certain calculations about profitability and about the stock's valuation (whether we think it looks "cheap" or "expensive"). The result is this list of the top most "interesting" ideas that merit further research.



CPG — Key Stats

Name:	Crescent Point Energy Corp
Website:	www.crescentpointenergy.com
Sector:	Oil & Gas Exploration & Production
36 Month Beta:	0.79
Total Market Cap:	\$10,087,000,000
% Held by Institutions:	47.44%
% Held by ETFs:	0.10%

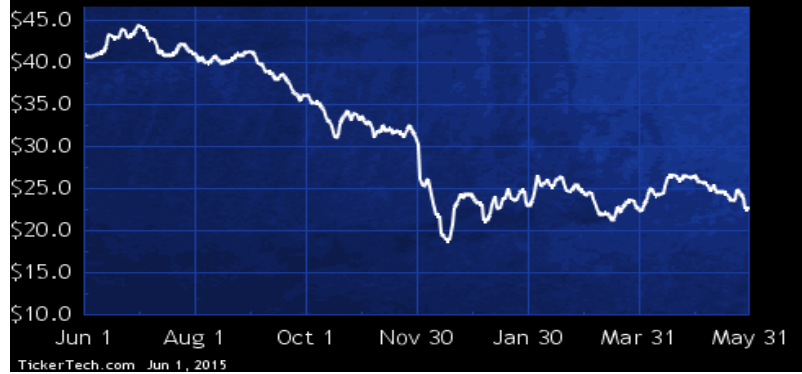
CPG Dividend History



TickerTech.com May 29, 2015

CPG — 12.2% Yield

Crescent Point Energy Corp

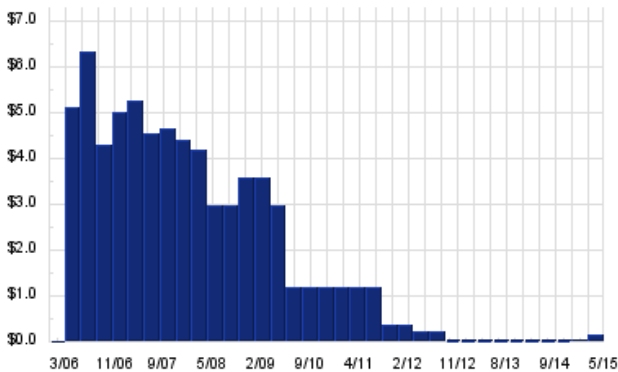


Crescent Point Energy is an oil and gas exploration, development and production company with assets focused in properties comprised of crude oil and natural gas reserves located in Canada and the United States. Co. is engaged in acquiring, developing and holding interests in petroleum and natural gas properties and assets related thereto through a general partnership and wholly owned subsidiaries.

DHT — Key Stats

Name:	DHT Holdings, Inc.
Website:	www.dhtankers.com
Sector:	Oil & Gas Equipment & Services
36 Month Beta:	1.32
Total Market Cap:	\$741,000,000
% Held by Institutions:	91.1%
% Held by ETFs:	2.54%

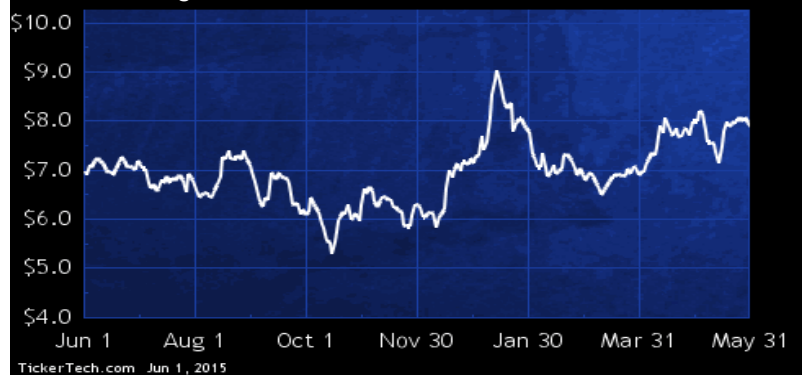
DHT Dividend History



TickerTech.com May 30, 2015

DHT — 7.6% Yield

DHT Holdings, Inc.

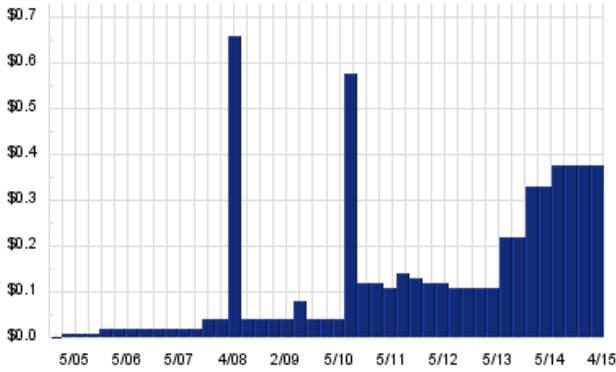


Co. is a holding company. Through its subsidiaries, Co. operates a fleet of crude oil tankers. As of Mar. 10, 2015, Co.'s fleet consisted of 18 crude oil tankers, including 14 very large crude carriers, 2 Suezmax tankers, and 2 Aframax tankers. The fleet in operation consists of 14 very large crude carriers, which are tankers ranging in size from 200,000 to 320,000 deadweight tons, two Suezmax tankers, which are tankers ranging in size from 130,000 to 170,000 dwt and two Aframax tankers, which are tankers ranging in size from 80,000 to 120,000 dwt. Co.'s fleet principally operates on international routes and its fleet in operation had a combined carrying capacity of 4,910,160 dwt.

NE – Key Stats

Name:	Noble Corp plc
Stock buyback:	NE buyback
Website:	www.noblecorp.com
Sector:	Oil & Gas Equipment & Services
36 Month Beta:	1.54
Total Market Cap:	\$4,145,000,000
% Held by Institutions:	95.06%
% Held by ETFs:	9.62%

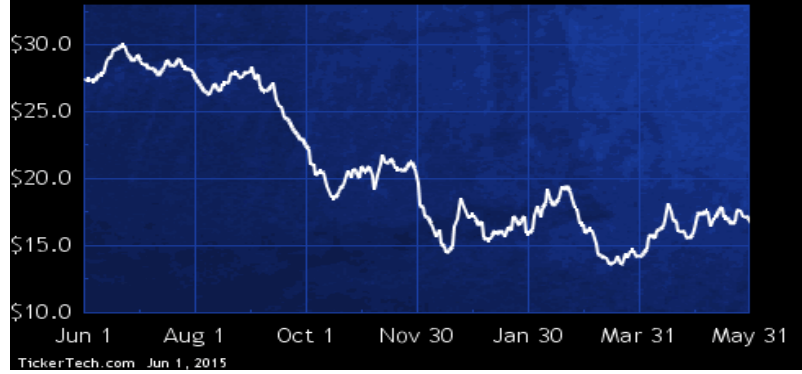
NE Dividend History



TickerTech.com May 29, 2015

NE – 9.0% Yield

Noble Corp plc

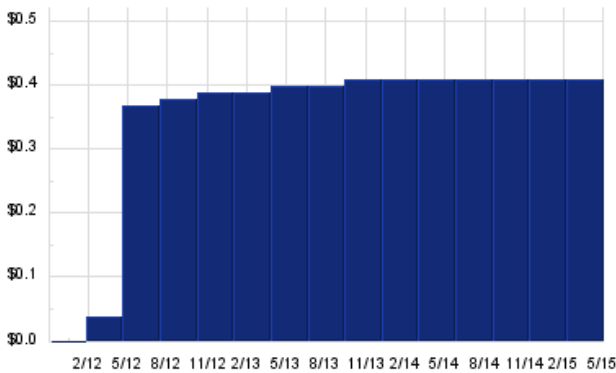


Noble is an offshore drilling contractor for the oil and gas industry. Co. performs contract drilling services with its fleet of mobile offshore drilling units located worldwide. Co. also owns one floating production storage and offloading unit. Co.'s fleet consists of semisubmersibles, drillships and jackups. Co. conducts its contract drilling operations principally in the U.S., Mexico, Brazil, the North Sea, the Mediterranean, West Africa, the Middle East, India, Asia and Australia. In addition, Co. has labor contracts, under which it provides the personnel necessary to manage and perform the drilling operations from a drilling platform owned by the operator.

CMLP – Key Stats

Name:	Crestwood Midstream Partners LP (New)
Website:	www.crestwoodlp.com
Sector:	Oil & Gas Equipment & Services
36 Month Beta:	0.58
Total Market Cap:	\$2,466,000,000
% Held by Institutions:	57.31%
% Held by ETFs:	1.00%

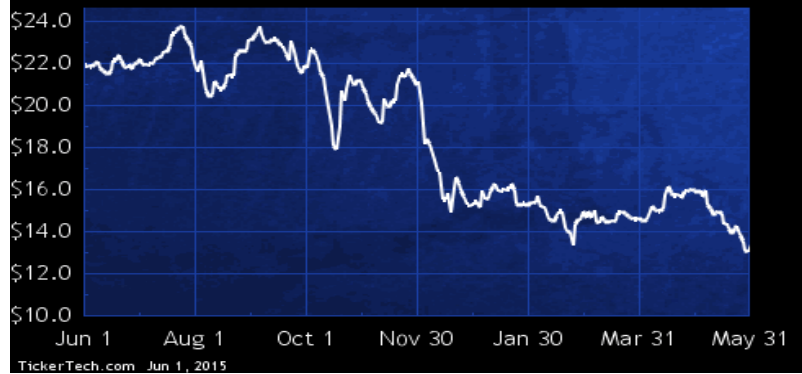
CMLP Dividend History



TickerTech.com May 29, 2015

CMLP – 12.2% Yield

Crestwood Midstream Partners LP

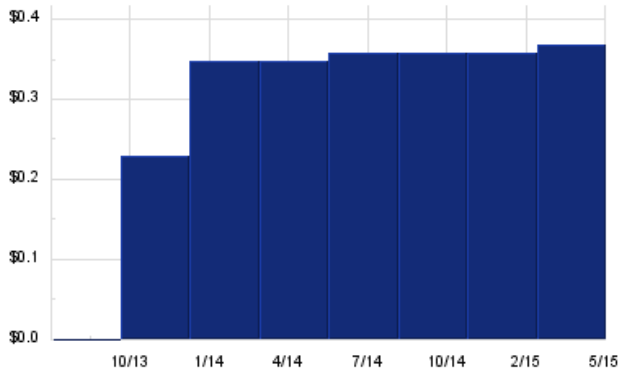


Crestwood Midstream Partners LP is a master limited partnership that develops, acquires, owns and operates fee-based assets and operations in the energy midstream sector. Co. has three segments: gathering and processing, which provides natural gas gathering, processing, treating and compression services in unconventional shale plays in West Virginia, Wyoming, Texas, Arkansas, New Mexico and Louisiana; natural gas liquid (NGL) and crude services, which includes its crude oil rail terminals, the Arrow gathering system, an NGL storage facility, and the operations of its US Salt, LLC subsidiary; and storage and transportation, which consists of its natural gas storage and transportation assets.

AZUR – Key Stats

Name:	Azure Midstream Partners LP
Website:	www.marlinmidstream.com
Sector:	Oil & Gas Equipment & Services

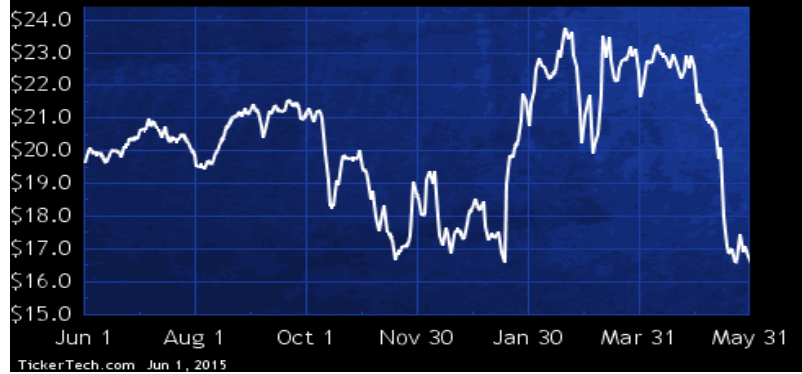
AZUR Dividend History



TickerTech.com Jun 1, 2015

AZUR – 9.2% Yield

Azure Midstream Partners LP



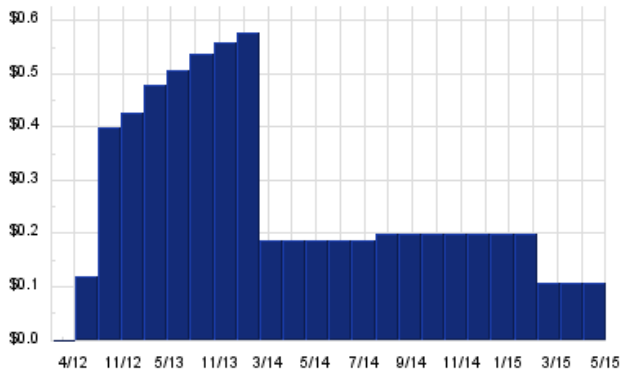
TickerTech.com Jun 1, 2015

Azure Midstream Partners is a midstream energy company that provides natural gas gathering, compression, dehydration, treating, processing, and hydrocarbon dew-point control and transportation services to producers, marketers and third-party pipeline companies, and crude oil transloading services to Associated Energy Services, LP, an affiliate of Co. Co.'s operations are organized into the Midstream Natural Gas Segment, which involves natural gas gathering, compression, dehydration, treating, processing and hydrocarbon dew-point control and transportation services; and the Crude Oil Logistics Segment, which involves crude oil transloading services.

ARP – Key Stats

Name:	Atlas Resource Partners, L.P.
Website:	www.atlasresourcepartners.com
Sector:	Oil & Gas Exploration & Production
36 Month Beta:	0.72
Total Market Cap:	\$665,000,000
% Held by Institutions:	63.74%
% Held by ETFs:	0.03%

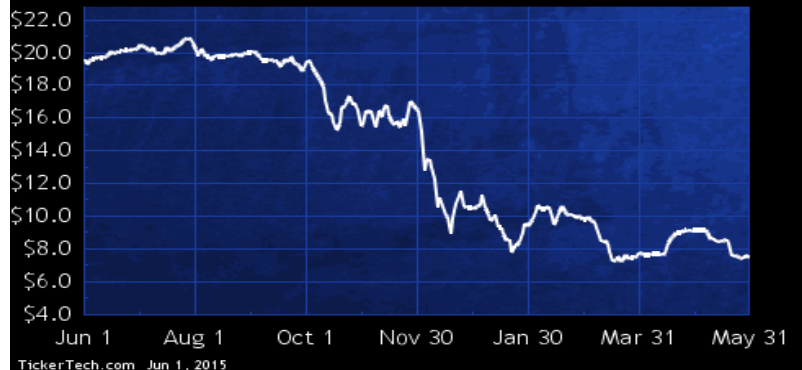
ARP Dividend History



TickerTech.com May 29, 2015

ARP – 17.2% Yield

Atlas Resource Partners, L.P.



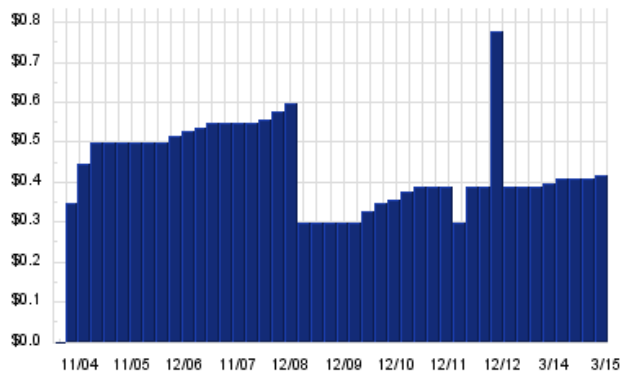
TickerTech.com Jun 1, 2015

Atlas Resource Partners is an independent developer and producer of natural gas, crude oil and natural gas liquids, with operations in the following areas: the Barnett Shale and Marble Falls play in the Fort Worth Basin in northern Texas; the coal-bed methane producing natural gas assets in the Raton Basin in northern New Mexico, the Black Warrior Basin in central Alabama and the County Line area of Wyoming; the Appalachia basin, including the Marcellus Shale and the Utica Shale; the Mississippi Lime and Hunton plays in northwestern Oklahoma; and other operating areas. As of Dec 31 2013, Co. had total estimated proved reserves of 1.17 trillion cubic feet of gas equivalents.

SFL – Key Stats

Name:	Ship Finance International Ltd
Website:	www.shipfinance.org
Sector:	Oil & Gas Equipment & Services
36 Month Beta:	1.59
Total Market Cap:	\$1,432,000,000
% Held by Institutions:	32.79%
% Held by ETFs:	2.84%

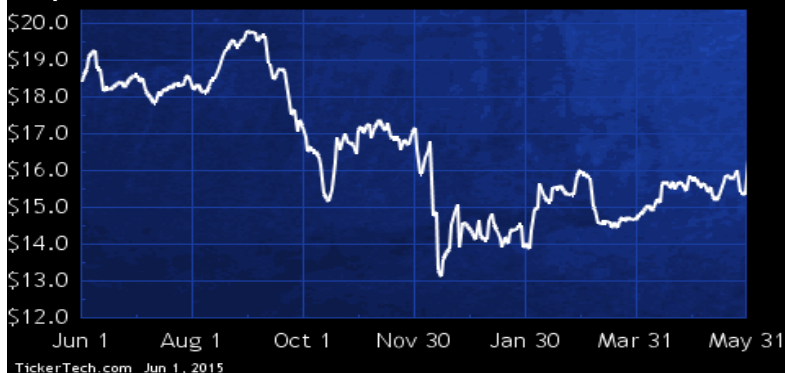
SFL Dividend History



TickerTech.com May 30, 2015

SFL – 10.5% Yield

Ship Finance International Ltd

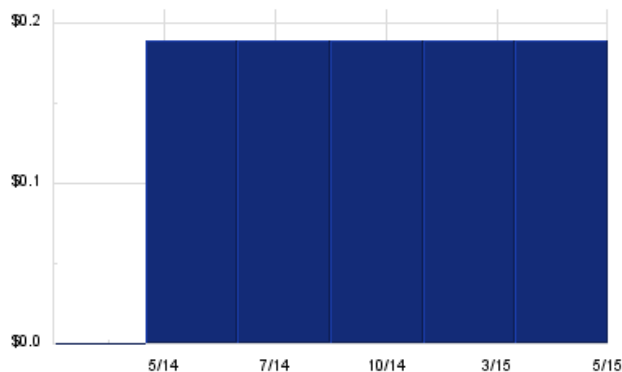


Ship Finance International is holding company. Through its subsidiaries, Co. is engaged in the ownership and operation of vessels and offshore related assets; as well as the charter, purchase and sale of assets. Co. operates through subsidiaries, partnerships and branches located in Bermuda, Cyprus, Malta, Liberia, Norway, Singapore, the United Kingdom and the Marshall Islands. As at Apr. 27, 2014, Co.'s assets consist of 19 oil tankers, 14 drybulk carriers, 17 container vessels (including two chartered-in 13,800 TEU vessels), two car carriers, two jack-up drilling rig, two ultra-deepwater drilling units, six offshore supply vessels and two chemical tankers.

ORIG – Key Stats

Name:	Ocean Rig UDW Inc
Website:	www.ocean-rig.com
Sector:	Oil & Gas Exploration & Production
36 Month Beta:	1.40
Total Market Cap:	\$1,101,000,000
% Held by Institutions:	48.68%
% Held by ETFs:	0.21%

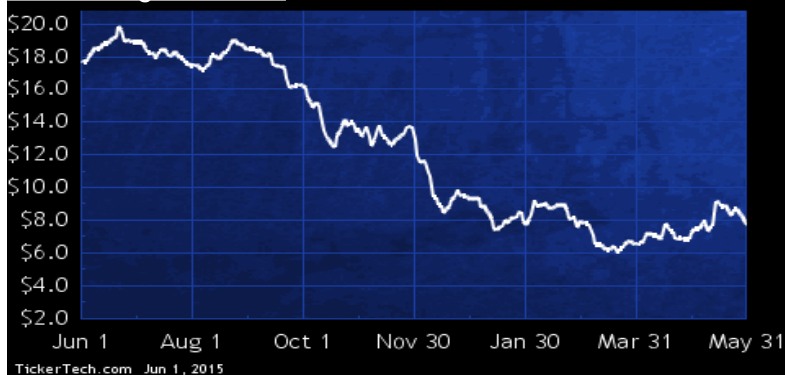
ORIG Dividend History



TickerTech.com May 30, 2015

ORIG – 9.8% Yield

Ocean Rig UDW Inc

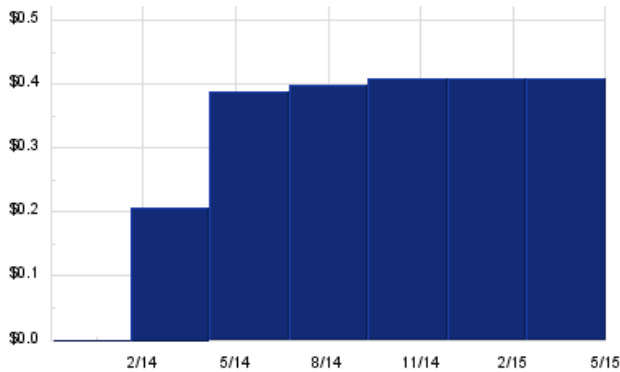


Ocean Rig UDW is an international offshore drilling contractor providing oilfield services for offshore oil and gas exploration, development and production drilling and specializing in the ultra-deepwater and harsh-environment segment of the offshore drilling industry. Co. owns and operates two modern, fifth generation ultra-deepwater semi-submersible offshore drilling rigs, the Leiv Eiriksson and the Eirik Raude, four sixth generation, advanced capability ultra-deepwater drillships, the Ocean Rig Corcovado, the Ocean Rig Olympia, Ocean Rig Poseidon and the Ocean Rig Mykonos and two seventh generation drillships, the Ocean Rig Mylos and the Ocean Rig Skyros.

ARCX — Key Stats

Name:	ARC Logistics Partners LP
Website:	www.arcxlp.com
Sector:	Oil & Gas Equipment & Services
36 Month Beta:	0.16
Total Market Cap:	\$130,000,000
% Held by Institutions:	44.02%
% Held by ETFs:	0.05%

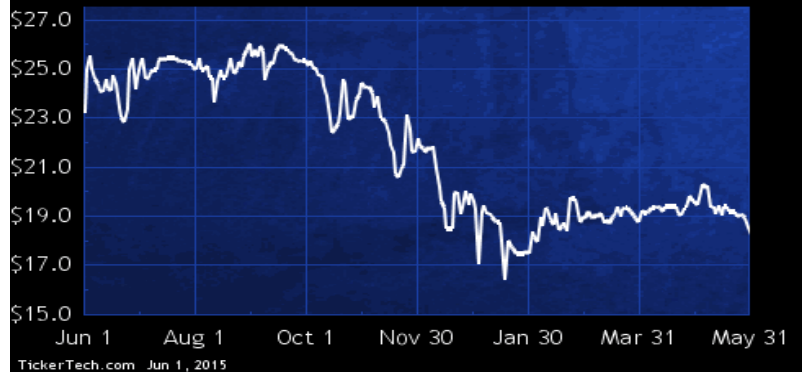
ARCX Dividend History



TickerTech.com Jun 1, 2015

ARCX — 9.0% Yield

ARC Logistics Partners LP

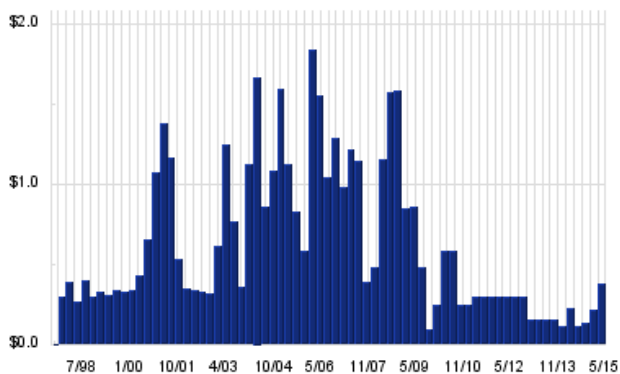


ARC Logistics Partners is engaged in the terminalling, storage, throughput and transloading of crude oil and petroleum products. As of Dec 31 2013, Co.'s energy logistics assets were located in the East Coast, Gulf Coast and Midwest regions of the U.S. and supply a group of third-party customers. As of the same date, Co.'s assets consisted of: 14 terminals in nine states located in the East Coast, Gulf Coast and Midwest regions of the U.S.; two rail transloading facilities near Mobile, AL; and a 10.3% interest in a liquefied natural gas regasification and storage facility in Pascagoula, MS.

NAT — Key Stats

Name:	Nordic American Tankers Ltd
Stock buyback:	NAT buyback
Website:	www.nat.bm
Sector:	Oil & Gas Equipment & Services
36 Month Beta:	1.44
Total Market Cap:	\$1,158,000,000
% Held by Institutions:	45.89%
% Held by ETFs:	2.80%

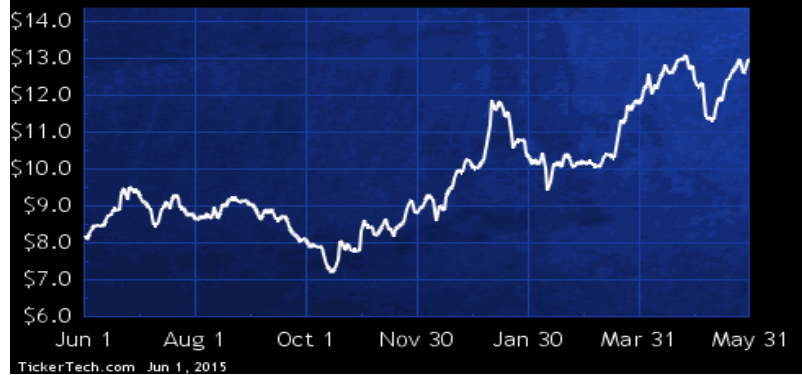
NAT Dividend History



TickerTech.com May 29, 2015

NAT — 11.8% Yield

Nordic American Tankers Ltd



Nordic American Tanker Shipping is an international tanker company. Co. is engaged in owning and operating double hull Suezmax crude oil tankers. Co. is an international tanker company that owns 20 Suezmax tankers. The 20 vessels Co. operates average approximately 156,000 dwt each. Co.'s Suezmax tankers are interchangeable assets within the Orion Tankers pool, because any pool vessel may be offered to the charterer for any voyage. Co.'s Suezmax vessel can carry one million barrels of oil. The Suezmax vessel is highly versatile, able to be utilized on most long-haul trade routes.

 **Energy Stock Channel**

 **Dividend Channel**

Nothing in Dividend Channel is intended to be investment advice, nor does it represent the opinion of, counsel from, or recommendations by BNK Invest Inc. or any of its affiliates, subsidiaries or partners. None of the information contained herein constitutes a recommendation that any particular security, portfolio, transaction, or investment strategy is suitable for any specific person. All viewers agree that under no circumstances will BNK Invest, Inc., its subsidiaries, partners, officers, employees, affiliates, or agents be held liable for any loss or damage caused by your reliance on information obtained. By visiting, using or viewing this site, you agree to the following [Full Disclaimer & Terms of Service](#). Video widget and dividend videos powered by Market News Video. Quote data delayed at least 20 minutes; [data powered by Ticker Technologies](#), and Mergent. [Contact Dividend Channel](#); [Meet Our Editorial Staff](#).