

## 10 Yield Gushing Energy Stocks

<http://www.energystockchannel.com/>

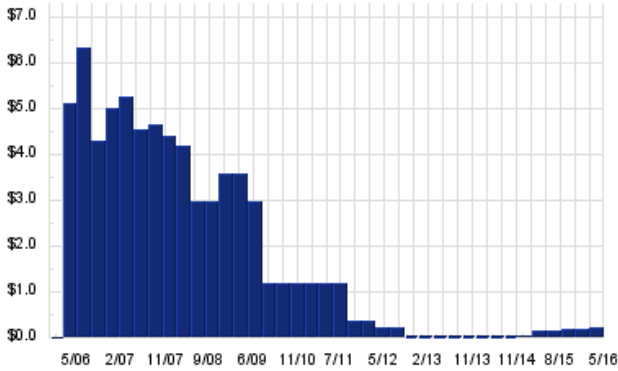
Energy Stock Channel paired our coverage universe of energy stocks, with Dividend Channel's proprietary DividendRank formula, to bring you this list of 10 top ranked energy dividend stocks. The DividendRank formula considers a variety of data – dividend history & yield, book value, quarterly earnings – and compares it to the stock's trading data to come up with certain calculations about profitability and about the stock's valuation (whether we think it looks "cheap" or "expensive"). The result is this list of the top most "interesting" ideas that merit further research.



## DHT – Key Stats

Name:	DHT Holdings, Inc.
Website:	<a href="http://www.dhtankers.com">www.dhtankers.com</a>
Sector:	Oil & Gas Equipment & Services
36 Month Beta:	0.95
Total Market Cap:	\$508,000,000
% Held by Institutions:	76.82%
% Held by ETFs:	4.30%

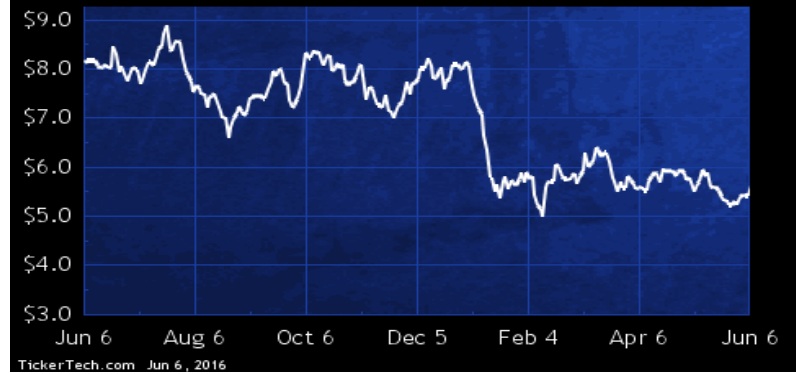
## DHT Dividend History



TickerTech.com Jun 6, 2016

## DHT – 17.8% Yield

### DHT Holdings, Inc.



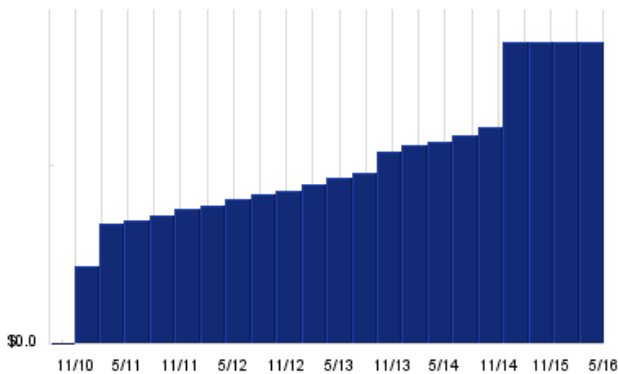
TickerTech.com Jun 6, 2016

DHT Holdings is engaged in operating a fleet of crude oil tankers. As of Mar. 16, 2016, Co.'s fleet consisted of 20 crude oil tankers of which all are wholly-owned by Co. The fleet in operation consists of 17 very large crude carriers, which are tankers ranging in size from 200,000 to 320,000 deadweight tons, one Suezmax tanker, which ranges in size from 130,000 to 170,000 dwt and two Aframax tankers, which are tankers ranging in size from 80,000 to 120,000 dwt. Co.'s fleet principally operates on international routes and its fleet in operation had a combined carrying capacity of 5,656,937 dwt.

## WPZ – Key Stats

Name:	Williams Partners LP (New)
Website:	<a href="http://www.accessmidstream.com">www.accessmidstream.com</a>
Sector:	Oil & Gas Equipment & Services
36 Month Beta:	1.88
Total Market Cap:	\$19,424,000,000
% Held by Institutions:	NA%
% Held by ETFs:	0.16%

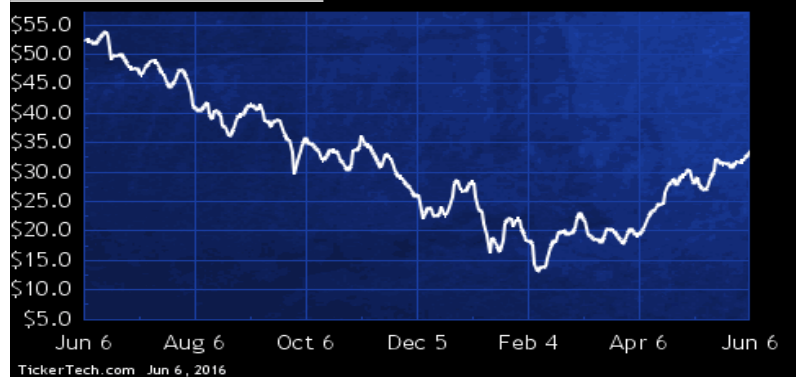
## WPZ Dividend History



TickerTech.com Jun 6, 2016

## WPZ – 10.1% Yield

### Williams Partners LP



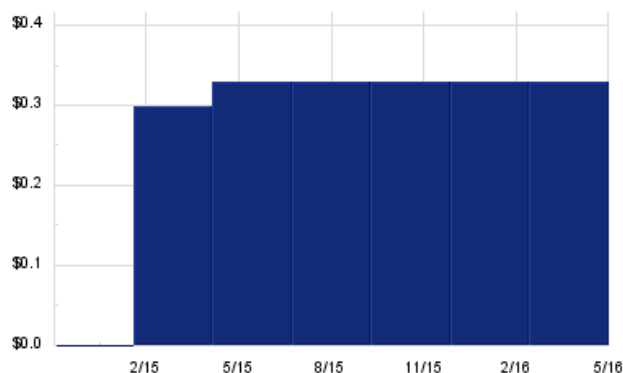
TickerTech.com Jun 6, 2016

Williams Partners is engaged in owning, operating, developing and acquiring natural gas, natural gas liquids (NGLs) and oil gathering systems and other midstream energy assets. Co. is principally focused on natural gas and NGL gathering that connects natural gas and NGLs produced at the wellhead to third-party takeaway pipelines. Co. operates assets in the Barnett Shale region in north-central Texas, the Eagle Ford Shale region in South Texas, the Haynesville Shale region in northwest Louisiana, the Marcellus Shale region primarily in Pennsylvania and West Virginia, the Niobrara Shale region in eastern Wyoming, the Utica Shale region in eastern Ohio, and the Mid-Continent region.

## JPEP – Key Stats

Name:	JP Energy Partners LP
Website:	<a href="http://www.jpenergypartners.com">www.jpenergypartners.com</a>
Sector:	Oil & Gas Equipment & Services

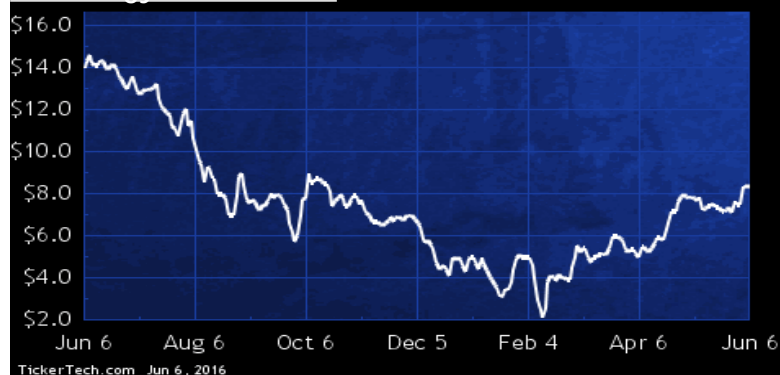
## JPEP Dividend History



TickerTech.com Jun 8, 2016

## JPEP – 15.7% Yield

### JP Energy Partners LP



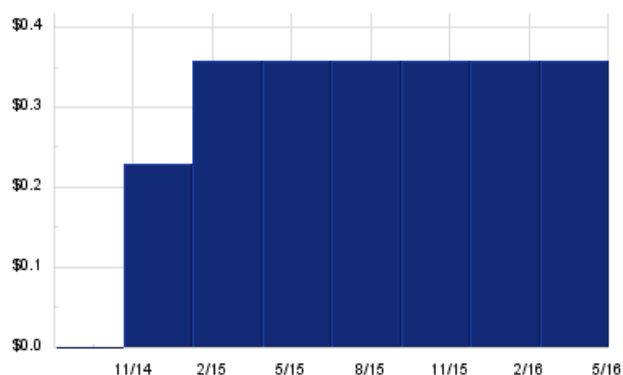
TickerTech.com Jun 6, 2016

JP Energy Partners owns, operates, develops and acquires midstream energy assets. Co. has four business segments: crude oil pipelines and storage, which consists of crude oil pipeline operating in the Permian Basin and a storage facility in Cushing, OK; crude oil supply and logistics, which consists of crude oil supply activities and a fleet of crude oil gathering and transportation trucks; refined products terminals and storage, which consists of refined products terminals located in North Little Rock, AR and Caddo Mills, TX; and natural gas liquids (NGLs) distribution and sales, which consists of portable cylinder tank exchange, sales of NGLs and NGL gathering and transportation business.

## RIGP – Key Stats

Name:	Transocean Partners LLC
Website:	<a href="http://www.transoceanpartners.com">www.transoceanpartners.com</a>
Sector:	Oil & Gas Exploration & Production
36 Month Beta:	1.55
Total Market Cap:	\$477,000,000
% Held by Institutions:	NA%
% Held by ETFs:	0.91%

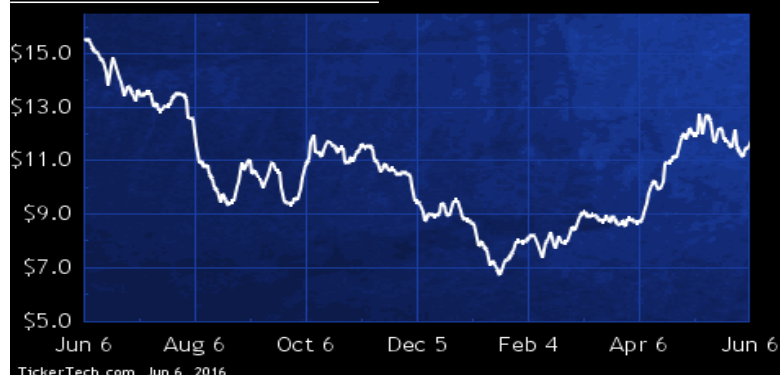
## RIGP Dividend History



TickerTech.com Jun 8, 2016

## RIGP – 12.3% Yield

### Transocean Partners LLC



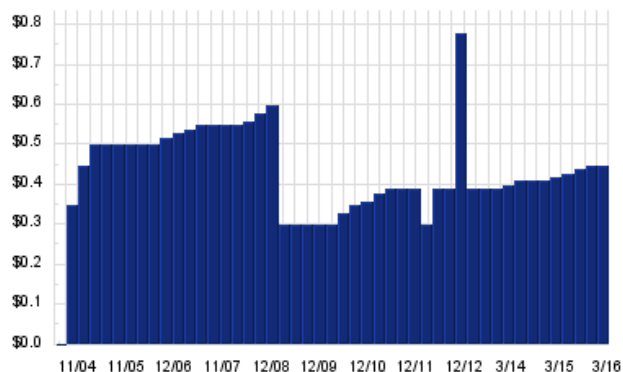
TickerTech.com Jun 6, 2016

Transocean Partners is a holding company. Through its subsidiaries, Co. owns, operates and acquires technologically advanced offshore drilling rigs. As of Dec 31 2014, Co.'s assets consist of 51 percent ownership interests in each of the entities that own or operate the three ultra-deepwater drilling rigs that are operating in the U.S. Gulf of Mexico. Co. provides contract drilling services, which involves contracting its mobile offshore drilling fleet, related equipment and work crews on a dayrate basis to international energy companies to drill oil and gas wells. As of Dec 31 2014, Co.'s fleet consists of one ultra-deepwater semisubmersible rig and two ultra-deepwater drillships.

## SFL – Key Stats

Name:	Ship Finance International Ltd
Website:	<a href="http://www.shipfinance.org">www.shipfinance.org</a>
Sector:	<a href="#">Oil &amp; Gas Equipment &amp; Services</a>
36 Month Beta:	1.35
Total Market Cap:	\$1,422,000,000
% Held by Institutions:	38.14%
% Held by ETFs:	2.40%

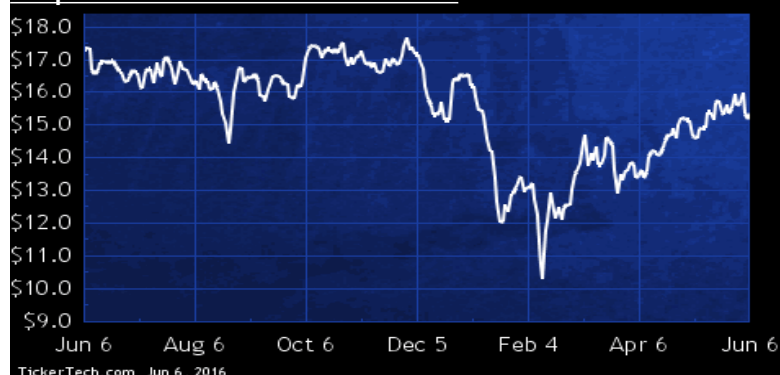
## SFL Dividend History



TickerTech.com Jun 6, 2016

## SFL – 11.7% Yield

### Ship Finance International Ltd

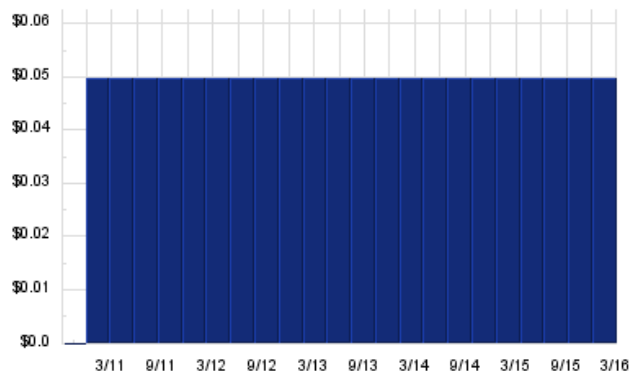


Ship Finance International is an international ship and offshore asset owning and chartering company. Co. operates through subsidiaries, partnerships and branches located in Bermuda, Cyprus, Malta, Liberia, Norway, Singapore, the United Kingdom and the Marshall Islands. As of Dec. 31, 2015, Co. owned 12 very large crude oil carriers ("VLCCs"), four Suezmax crude oil carriers, eight Capesize dry bulk carriers, five Supramax dry bulk carriers, seven Handysize dry bulk carriers, two Kamsarmax dry bulk carriers, 18 container vessels, two car carriers, two jack-up drilling rigs, two ultra-deepwater drilling units, six offshore supply vessels and two chemical tankers.

## NNA – Key Stats

Name:	Navios Maritime Acquisition Corp
Stock buyback:	<a href="#">NNA buyback</a>
Website:	<a href="http://www.navios-acquisition.com">www.navios-acquisition.com</a>
Sector:	<a href="#">Oil &amp; Gas Equipment &amp; Services</a>
36 Month Beta:	1.23
Total Market Cap:	\$276,000,000
% Held by Institutions:	107.68%
% Held by ETFs:	1.40%

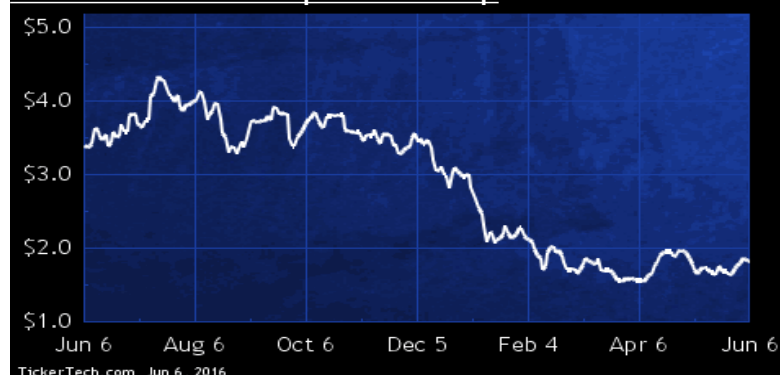
## NNA Dividend History



TickerTech.com Jun 6, 2016

## NNA – 11.0% Yield

### Navios Maritime Acquisition Corp

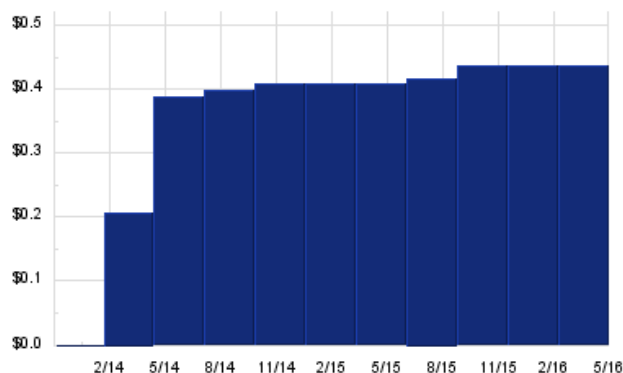


Navios Maritime Acquisition is an owner and operator of a fleet of modern crude oil, refined petroleum product and chemical tankers providing worldwide marine transportation services. Co. charters its vessels to international oil companies, refiners and large vessel operators under long, medium and short-term charters. Co.'s fleet consists of approximately 39 double-hulled tanker vessels, aggregating approximately 4.1 million deadweight tons, or dwt. The fleet includes: 8 VLCC tankers, which transport crude oil; 8 Long Range 1 product tankers; 19 Medium Range 2 product tankers; and 4 chemical tankers, which transport refined petroleum products and bulk liquid chemicals.

## ARCX — Key Stats

Name:	ARC Logistics Partners LP
Website:	<a href="http://www.arcxlp.com">www.arcxlp.com</a>
Sector:	Oil & Gas Equipment & Services

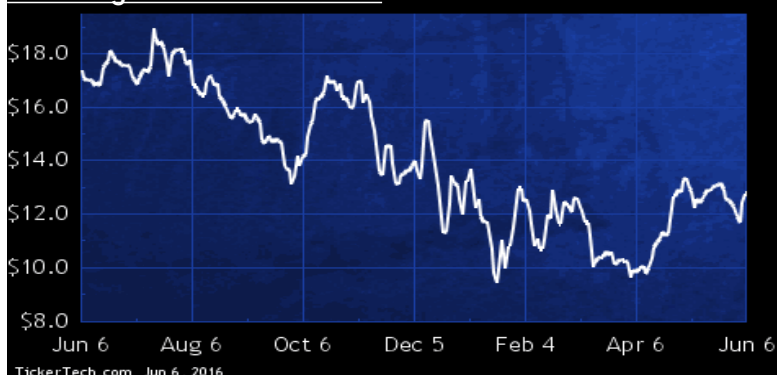
## ARCX Dividend History



TickerTech.com Jun 8, 2016

## ARCX — 13.8% Yield

### ARC Logistics Partners LP



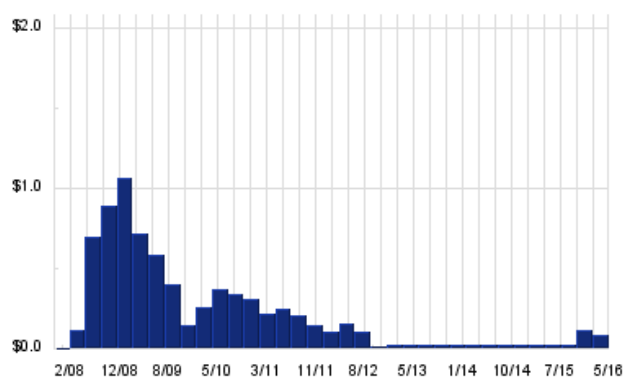
TickerTech.com Jun 6, 2016

ARC Logistics Partners is engaged in the terminalling, storage, throughput and transloading of crude oil and petroleum products. As of Dec 31 2014, Co.'s energy logistics assets were located in the East Coast, Gulf Coast, West Coast and Midwest regions of the U.S. and supply a group of third-party customers. As of the same date, Co.'s assets consisted of: 15 terminals in ten states located in the East Coast, Gulf Coast and Midwest regions of the U.S.; three rail transloading facilities; and a 10.3% interest in a liquefied natural gas regasification and storage facility in Pascagoula, MS.

## TNK — Key Stats

Name:	Teekay Tankers Ltd
Website:	<a href="http://www.teekaytankers.com">www.teekaytankers.com</a>
Sector:	Oil & Gas Equipment & Services
36 Month Beta:	2.29
Total Market Cap:	\$250,000,000
% Held by Institutions:	44.97%
% Held by ETFs:	3.86%

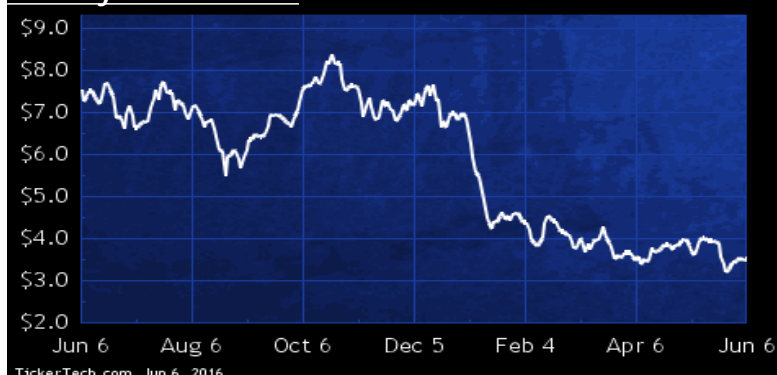
## TNK Dividend History



TickerTech.com Jun 8, 2016

## TNK — 10.2% Yield

### Teekay Tankers Ltd



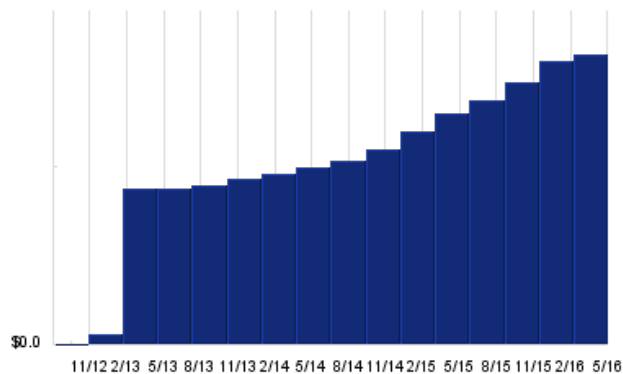
TickerTech.com Jun 6, 2016

Teekay Tankers is an international marine transportation group of crude oil and refined petroleum products through the operation of its oil and product tankers. Co. owns crude oil and product tankers and employs a chartering strategy that seeks to capture upside opportunities in the spot market while using fixed-rate time charters to reduce downside risks. Co. is a provider of marine services to the global oil and natural gas industries and an operator of medium-sized oil tankers. Co.'s fleet consists of 59 vessels, including chartered-in vessels, and newbuildings on order.

## SUN – Key Stats

Name:	Sunoco LP
Website:	<a href="http://www.sunocolp.com">www.sunocolp.com</a>
Sector:	Oil & Gas Equipment & Services
36 Month Beta:	0.70
Total Market Cap:	\$2,950,000,000
% Held by Institutions:	NA%
% Held by ETFs:	0.25%

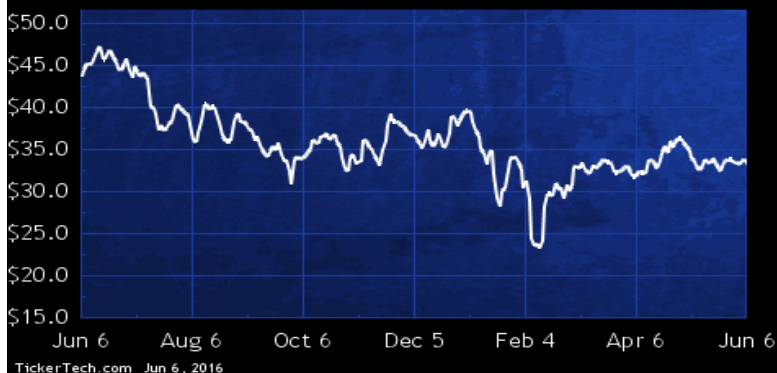
## SUN Dividend History



TickerTech.com Jun 8, 2016

## SUN – 9.8% Yield

### Sunoco LP

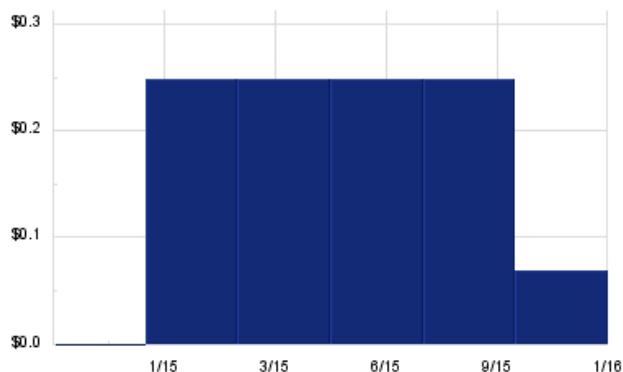


Sunoco LP is a limited partnership engaged in the primarily fee-based wholesale distribution of motor fuels to Susser Holdings Corporation and third parties in Texas, New Mexico, Oklahoma, Louisiana, Kansas, Maryland, Virginia, Tennessee, Georgia, and Hawaii. In addition, Co. is engaged in the retail sale of motor fuel and the operation of convenience stores through its subsidiaries. As of Dec 31 2014, Co. operated 155 convenience stores and fuel outlets in five states, providing merchandise, food service, motor fuel and other services. Co.'s retail stores operate under several brands, including its convenience store brand Aloha Island Mart, and other retail locations.

## ATW – Key Stats

Name:	Atwood Oceanics, Inc.
Stock buyback:	ATW buyback
Website:	<a href="http://www.atwd.com">www.atwd.com</a>
Sector:	Oil & Gas Equipment & Services
36 Month Beta:	2.49
Total Market Cap:	\$678,000,000
% Held by Institutions:	87.59%
% Held by ETFs:	9.87%

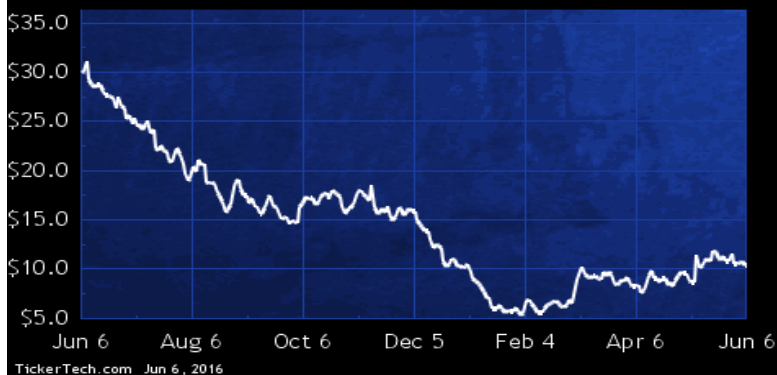
## ATW Dividend History



TickerTech.com Jun 8, 2016

## ATW – 2.9% Yield

### Atwood Oceanics, Inc.



Atwood Oceanics is a global offshore drilling contractor engaged in the drilling and completion of exploratory and developmental oil and gas wells. As of Sep 30 2015, Co. owned a fleet of 11 mobile offshore drilling units, which consisted of ultra-deepwater drillships, semisubmersible rigs, and jackup drilling rigs, located in the U.S. Gulf of Mexico, the Mediterranean Sea, offshore West Africa, offshore Southeast Asia and offshore Australia. In addition, Co. is constructing two ultra-deepwater drillships. Co.'s customers consist primarily of integrated oil and natural gas companies and independent oil and natural gas companies.

 **Energy Stock Channel**

 **Dividend Channel**

Nothing in Dividend Channel is intended to be investment advice, nor does it represent the opinion of, counsel from, or recommendations by BNK Invest Inc. or any of its affiliates, subsidiaries or partners. None of the information contained herein constitutes a recommendation that any particular security, portfolio, transaction, or investment strategy is suitable for any specific person. All viewers agree that under no circumstances will BNK Invest, Inc., its subsidiaries, partners, officers, employees, affiliates, or agents be held liable for any loss or damage caused by your reliance on information obtained. By visiting, using or viewing this site, you agree to the following [Full Disclaimer & Terms of Service](#). Video widget and dividend videos powered by Market News Video. Quote data delayed at least 20 minutes; [data powered by Ticker Technologies](#), and Mergent. [Contact Dividend Channel](#); [Meet Our Editorial Staff](#).