

10 Yield Gushing Energy Stocks

<http://www.energystockchannel.com/>

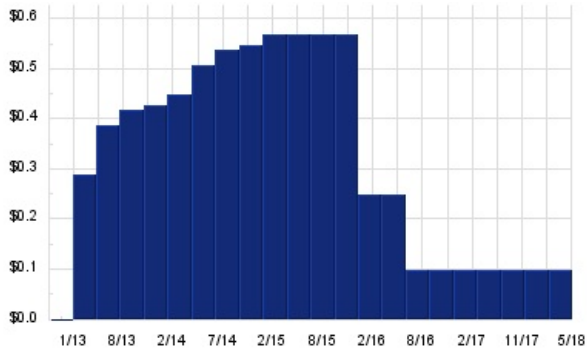
Energy Stock Channel paired our coverage universe of energy stocks, with Dividend Channel's proprietary DividendRank formula, to bring you this list of 10 top ranked energy dividend stocks. The DividendRank formula considers a variety of data – dividend history & yield, book value, quarterly earnings – and compares it to the stock's trading data to come up with certain calculations about profitability and about the stock's valuation (whether we think it looks "cheap" or "expensive"). The result is this list of the top most "interesting" ideas that merit further research.



SDLP – KEY STATS

Name: Seadrill Partners LLC
 Website: www.seadrillpartners.com
 Sector: Oil & Gas Exploration & Production

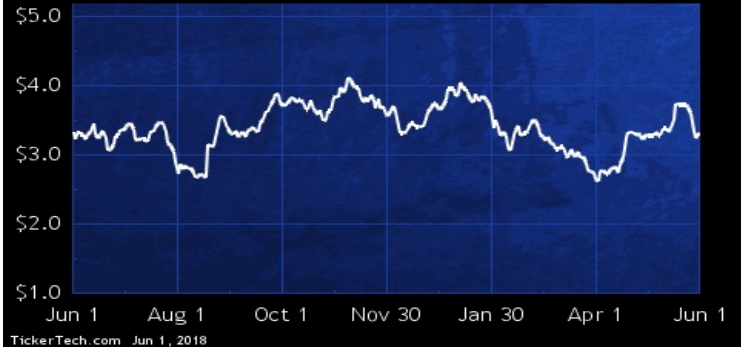
SDLP DIVIDEND HISTORY



TickerTech.com May 31, 2018

SDLP – 12.1% YIELD

Seadrill Partners LLC

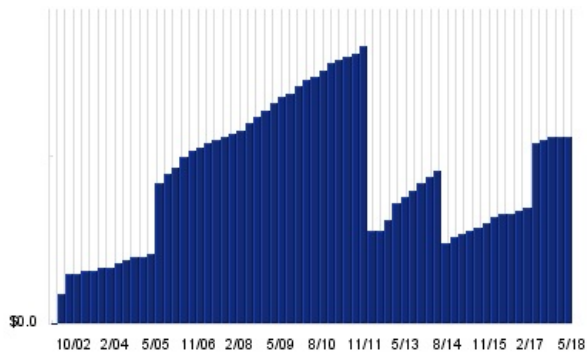


Seadrill Partners is engaged in owning, operating and acquiring offshore drilling units. Co.'s drilling units are under long-term contracts with major oil companies such as Chevron, Total, BP, ExxonMobil and Tullow. Offshore drillings units are categorized in four rigs: jack-up rigs which are mobile, self-elevating drilling platforms equipped with legs that are lowered to the ocean floor; tender rigs conduct production drilling from fixed or floating platforms; semi-submersible rigs operate in a "semi-submerged" floating position; and drillship which are self-propelled ships equipped for drilling in deepwater.

ETP – KEY STATS

Name: Energy Transfer Partners LP (New)
 Website: www.energytransfer.com
 Sector: Oil & Gas Equipment & Services
 36 Month Beta: 1.88
 Total Market Cap: \$21,342,000,000
 % Held by Institutions: NA%
 % Held by ETFs: 0.15%

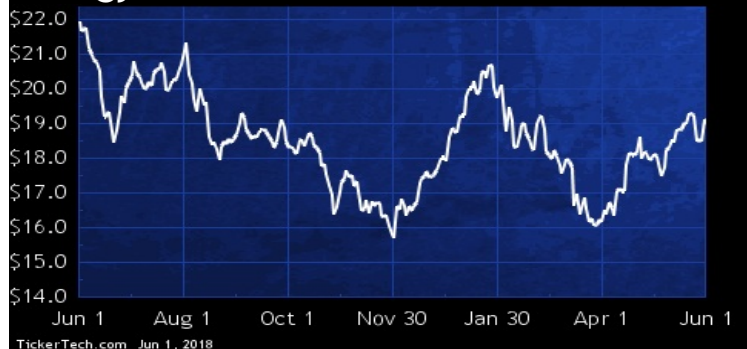
ETP DIVIDEND HISTORY



TickerTech.com Jun 1, 2018

ETP – 11.9% YIELD

Energy Transfer Partners LP

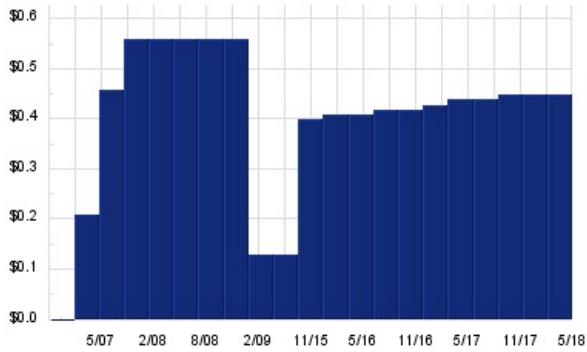


Energy Transfer Partners, through its subsidiaries, conduct activities such as natural gas operations; and interstate natural gas transportation and storage; and crude oil, natural gas liquid and refined product. Co.'s segment includes: Intrastate Transportation and Storage, which owns and operates a natural gas open-access interstate pipeline network; Midstream, which consists of natural gas gathering, compression, treating, processing, storage, and transportation; NGL and Refined Products Transportation and Services, which transport, store and execute acquisition and marketing activities utilizing a network of pipelines, storage and blending facilities.

SNMP – KEY STATS

Name: Sanchez Midstream Partners LP
 Website: www.sanchezpp.com
 Sector: Oil & Gas Equipment & Services

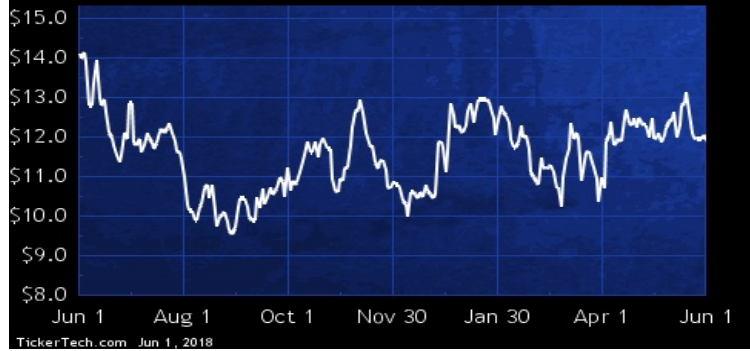
SNMP DIVIDEND HISTORY



TickerTech.com Jun 1, 2018

SNMP – 15.3% YIELD

Sanchez Midstream Partners LP

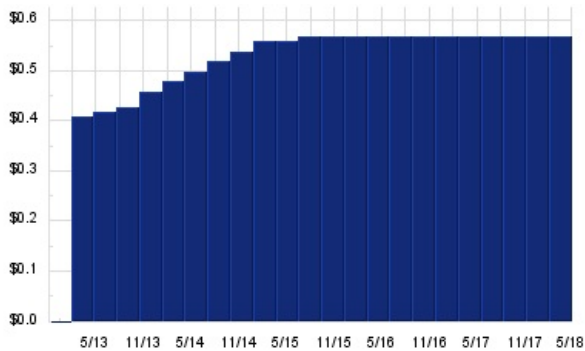


Sanchez Production Partners is focused on the acquisition, development, ownership and operation of midstream and other producing assets in North America. Co. operates in two segments: midstream business, which includes the Western Catarina gathering system; and production business, which includes oil and natural gas reserves in the Eagle Ford Shale in South Texas and in other areas of Texas and Louisiana, as well as properties in the Mid-Continent region. As of Dec 31 2016, Co. had total proved reserves of 6.9 million barrels of oil equivalent, consisting of 3.5 million barrels of oil, 14.6 billion cubic feet of natural gas, and 0.9 million barrels of natural gas liquids.

SMLP – KEY STATS

Name: Summit Midstream Partners LP
 Website: www.summitmidstream.com
 Sector: Oil & Gas Equipment & Services
 36 Month Beta: 2.42
 Total Market Cap: \$1,188,000,000
 % Held by Institutions: 0%
 % Held by ETFs: 0.94%

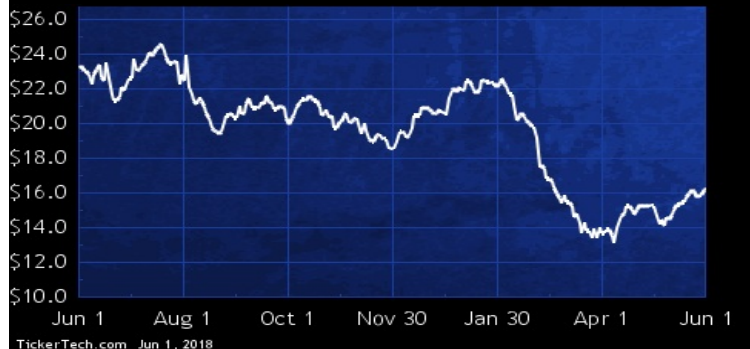
SMLP DIVIDEND HISTORY



TickerTech.com Jun 1, 2018

SMLP – 14.2% YIELD

Summit Midstream Partners LP

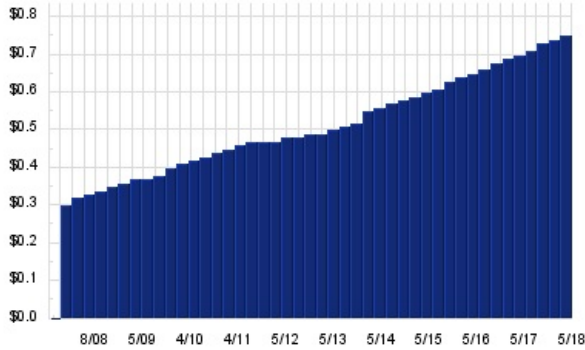


Summit Midstream Partners is engaged in developing, owning and operating midstream energy infrastructure assets. Co. provides natural gas gathering, treating and processing services as well as crude oil and produced water gathering services pursuant. Co.'s segments are: the Utica Shale, which includes its ownership interest in Ohio Gathering and is served by Summit Utica; the Williston Basin, which is served by Bison Midstream, Polar and Divide and Tioga Midstream; the Piceance/DJ Basins, which is served by Grand River and Niobrara G&P; the Barnett Shale, which is served by DFW Midstream; and the Marcellus Shale, which is served by Mountaineer Midstream.

SEP — KEY STATS

Name:	Spectra Energy Partners LP
Website:	www.spectraenergypartners.com
Sector:	Oil & Gas Equipment & Services
36 Month Beta:	0.89
Total Market Cap:	\$14,566,000,000
% Held by Institutions:	41.25%
% Held by ETFs:	0.23%

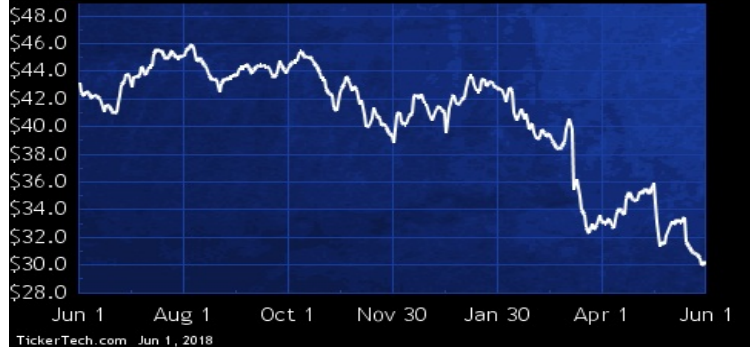
SEP DIVIDEND HISTORY



TickerTech.com Jun 1, 2018

SEP — 10.0% YIELD

Spectra Energy Partners LP

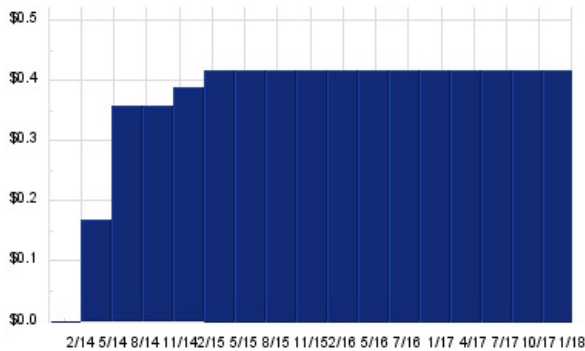


Spectra Energy Partners is a partnership holding company. Through its subsidiaries and equity affiliates, Co. is engaged in the transmission, storage and gathering of natural gas, and the transportation and storage of crude oil, through interstate pipeline systems in the U.S. and Canada. Co.'s operations and activities are managed by its general partner, Spectra Energy Partners (DE) GP, LP. Co. manages its business in two reportable segments: U.S. Transmission, which provides transmission, storage, and gathering of natural gas in northeastern and southeastern U.S.; and Liquids, which provides transportation and storage of crude oil in central U.S. and Canada.

DLNG — KEY STATS

Name:	Dynagas LNG Partners LP
Website:	www.dynagaspartners.com
Sector:	Oil & Gas Equipment & Services
36 Month Beta:	1.25
Total Market Cap:	\$161,000,000
% Held by Institutions:	39.31%
% Held by ETFs:	0.82%

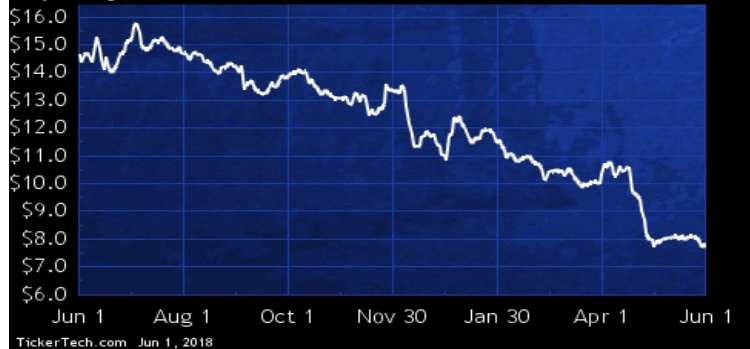
DLNG DIVIDEND HISTORY



TickerTech.com Jun 1, 2018

DLNG — 12.9% YIELD

Dynagas LNG Partners LP

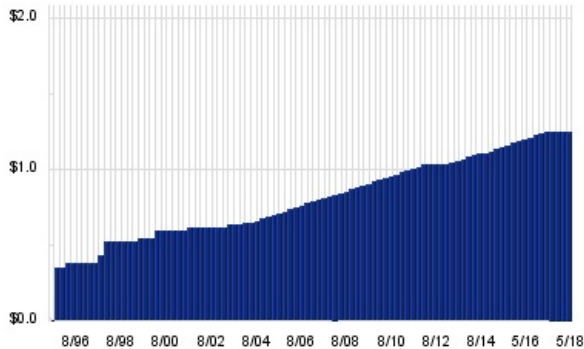


Dynagas LNG Partners is a limited partnership engaged on owning and operating liquefied natural gas ("LNG") carriers. Co.'s vessels are employed on multi-year time charters, of two years or more, with international energy companies. Co.'s fleet consists of six LNG carriers each with a capacity of 914,100 cubic meters, operating under multi-year charters with BG Group, Gazprom, Yamal and Statoil. Co. owns and operates a fleet of six LNG carriers, consisting of the three LNG carriers in its Initial Fleet, the Clean Energy, the Ob River and the Amur River, and three tri-fuel diesel electric (TFDE) propulsion technology Ice Class LNG carriers.

BPL — KEY STATS

Name:	Buckeye Partners LP
Website:	www.buckeye.com
Sector:	Oil & Gas Equipment & Services
36 Month Beta:	1.57
Total Market Cap:	\$5,285,000,000
% Held by Institutions:	73.86%
% Held by ETFs:	0.48%

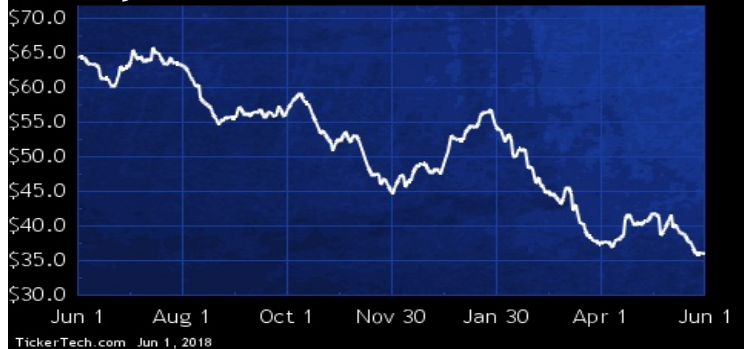
BPL DIVIDEND HISTORY



TickerTech.com Jun 1, 2018

BPL — 14.0% YIELD

Buckeye Partners LP

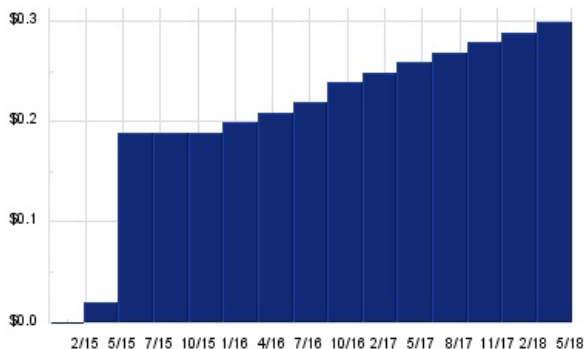


Buckeye Partners is a holding company. Through its subsidiaries, Co. owns and operates integrated assets providing midstream logistic solutions, including transportation, storage, processing and marketing of liquid petroleum products. Co. has three segments: Domestic Pipelines & Terminals, which provide pipeline transportation services; Global Marine Terminals, which provide marine accessible bulk storage and blending services, rail and truck rack loading/unloading, along with petroleum processing services in the East Coast and Gulf Coast regions of the U.S. and in the Caribbean; and Merchant Services, which distribute refined petroleum products in the continental U.S. and in the Caribbean.

RMP — KEY STATS

Name:	Rice Midstream Partners LP
Website:	www.ricemidstream.com
Sector:	Oil & Gas Exploration & Production

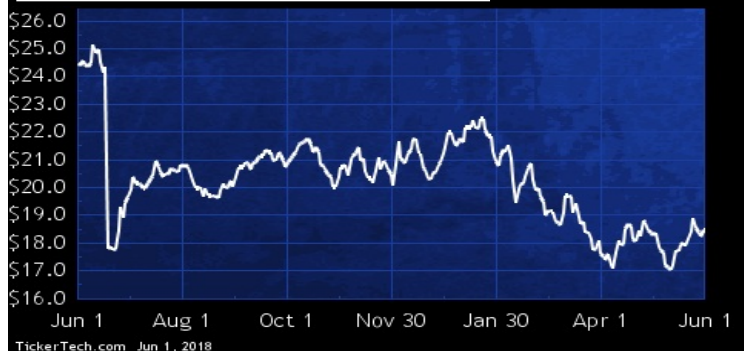
RMP DIVIDEND HISTORY



TickerTech.com Jun 1, 2018

RMP — 6.6% YIELD

Rice Midstream Partners LP

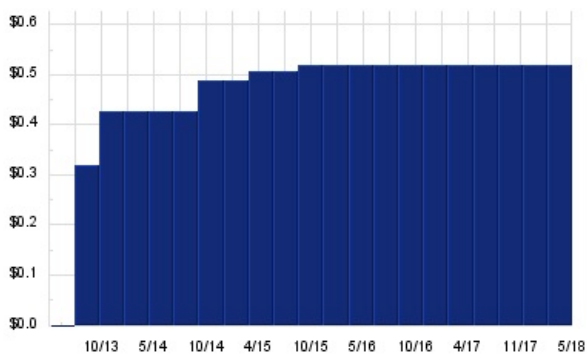


Rice Midstream Partners is a limited partnership formed by Rice Energy Inc. to own, operate, develop and acquire midstream assets in the Appalachian Basin. Co. has two segments: gathering and compression, and water services. Co.'s natural gas gathering and compression assets consist of natural gas gathering and compression systems that service producers in the dry gas core of the Marcellus Shale in southwestern Pennsylvania. Co.'s water services assets consist of water pipelines, impoundment facilities, pumping stations, take point facilities and measurement facilities which are used to support well completion activities and to collect and recycle or dispose of flowback and produced water.

KNOP — KEY STATS

Name:	KNOT Offshore Partners LP
Stock buyback:	KNOP buyback
Website:	www.knotoffshorepartners.com
Sector:	Oil & Gas Equipment & Services
36 Month Beta:	0.20
Total Market Cap:	\$180,000,000
% Held by Institutions:	40.71%
% Held by ETFs:	5.65%

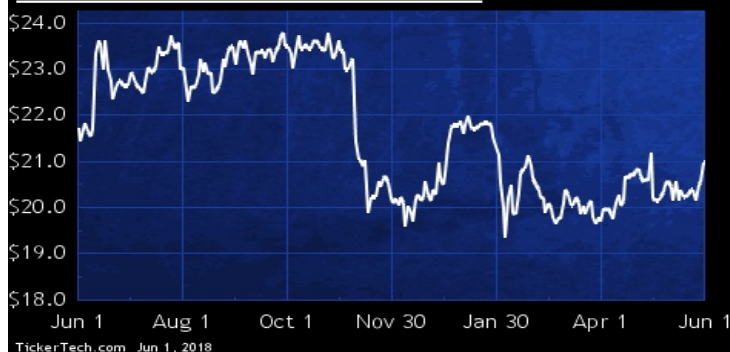
KNOP DIVIDEND HISTORY



TickerTech.com Jun 1, 2018

KNOP — 9.9% YIELD

KNOT Offshore Partners LP

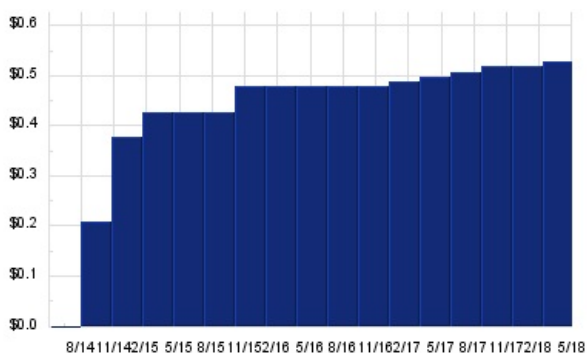


KNOT Offshore Partners is a limited partnership formed to own, operate and acquire shuttle tankers under long-term charters, which Co. defines as charters of five years or more. Co.'s initial fleet of shuttle tankers was contributed to Co. by Knutsen NYK Offshore Tankers AS, or KNOT, which is jointly owned by TS Shipping Invest AS (TSSI), and Nippon Yusen Kaisha (NYK). As of Dec. 31, 2016, Co.'s fleet consists of eleven shuttle tankers. The market for Co.'s services is the offshore oil transportation industry, and Co.'s customers consist primarily of major oil and gas companies, independent oil and gas producers and government-owned oil companies.

GLOP — KEY STATS

Name:	GasLog Partners LP
Website:	www.gaslogmlp.com
Sector:	Oil & Gas Equipment & Services

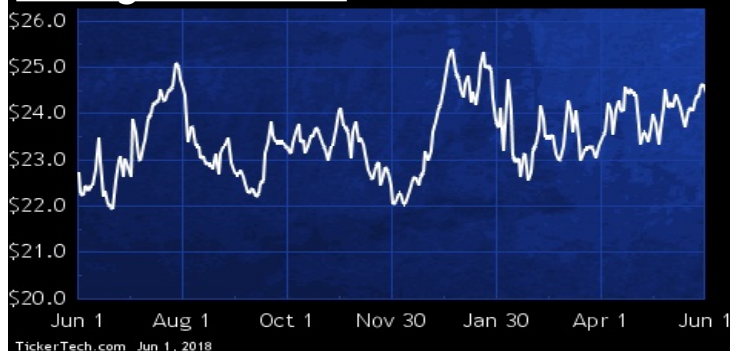
GLOP DIVIDEND HISTORY



TickerTech.com Jun 1, 2018

GLOP — 8.7% YIELD

GasLog Partners LP



GasLog Partners is a holding company. Co. is a limited partnership formed to own, operate and acquire liquefied natural gas (LNG) carriers engaged in LNG transportation under long-term charters. As of Feb 8 2018, Co. has a fleet of 12 LNG carriers, including seven vessels with TFDE propulsion technology and five Steam vessels. Co. provides services of its ships under time charters. A time charter is a contract for the use of the ship for a specified term at a daily hire rate. Under a time charter, the ship owner provides crewing and other services related to the ship's operation, the cost of which is covered by the hire rate, and the customer is responsible for all of the ship voyage costs.

 **Energy Stock Channel**

 **Dividend Channel**

Nothing in Dividend Channel is intended to be investment advice, nor does it represent the opinion of, counsel from, or recommendations by BNK Invest Inc. or any of its affiliates, subsidiaries or partners. None of the information contained herein constitutes a recommendation that any particular security, portfolio, transaction, or investment strategy is suitable for any specific person. All viewers agree that under no circumstances will BNK Invest, Inc., its subsidiaries, partners, officers, employees, affiliates, or agents be held liable for any loss or damage caused by your reliance on information obtained. By visiting, using or viewing this site, you agree to the following [Full Disclaimer & Terms of Service](#). Video widget and dividend videos powered by Market News Video. Quote data delayed at least 20 minutes; data powered by Ticker Technologies, and Mergent. [Contact Dividend Channel](#); [Meet Our Editorial Staff](#).