

## 10 Yield Gushing Energy Stocks

<http://www.energystockchannel.com/>

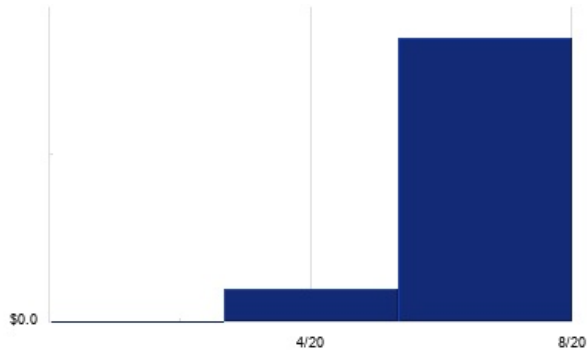
Energy Stock Channel paired our coverage universe of energy stocks, with Dividend Channel's proprietary DividendRank formula, to bring you this list of 10 top ranked energy dividend stocks. The DividendRank formula considers a variety of data – dividend history & yield, book value, quarterly earnings – and compares it to the stock's trading data to come up with certain calculations about profitability and about the stock's valuation (whether we think it looks "cheap" or "expensive"). The result is this list of the top most "interesting" ideas that merit further research.



## TRMD – KEY STATS

Name: [TORM Plc](#)  
 Website: [www.torm.com](http://www.torm.com)  
 Sector: [Oil & Gas Equipment & Services](#)

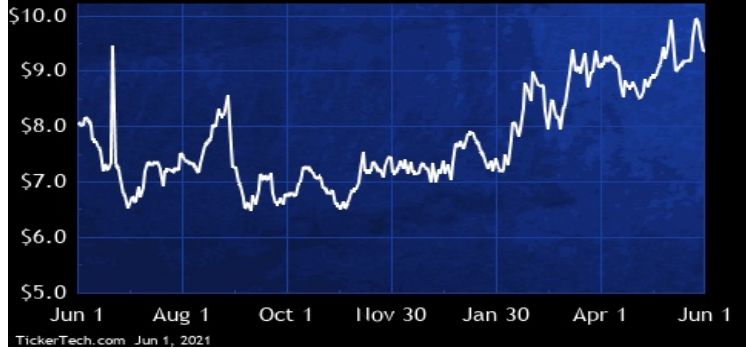
## TRMD DIVIDEND HISTORY



TickerTech.com Jun 1, 2021

## TRMD – 18.1% YIELD

### TORM Plc

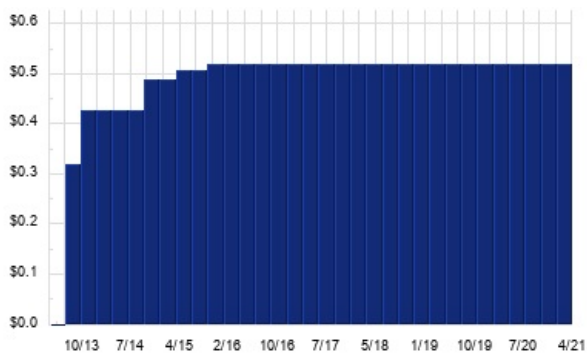


TORM is a carrier of refined oil products. Co.'s activities are primarily the transportation of clean petroleum products, such as gasoline, jet fuel, kerosene, naphtha and gas oil, and occasionally dirty petroleum products, such as fuel oil. Co. has an in-house operating and management platform which performs commercial, administrative and technical management for its vessels. Through this platform, Co. handles the commercial management of all its vessels and the technical management of all its owned vessels. Co. conducts all vessel sale and purchase activities in-house, utilizing relationships with shipbrokers, shipyards, financial institutions and other shipowners.

## KNOP – KEY STATS

Name: [KNOT Offshore Partners LP](#)  
 Stock buyback: [KNOP buyback](#)  
 Website: [www.knotoffshorepartners.com](http://www.knotoffshorepartners.com)  
 Sector: [Oil & Gas Equipment & Services](#)

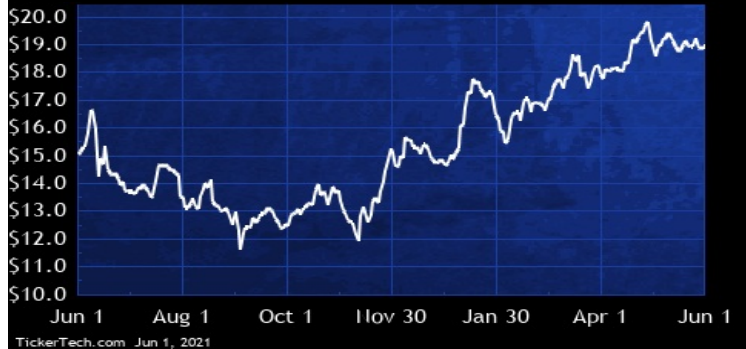
## KNOP DIVIDEND HISTORY



TickerTech.com Jun 1, 2021

## KNOP – 11.0% YIELD

### KNOT Offshore Partners LP

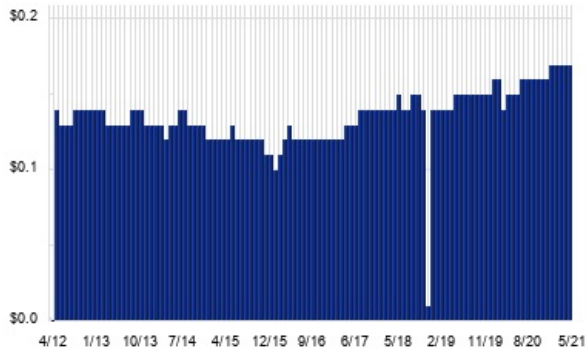


KNOT Offshore Partners is a limited partnership formed to own, operate and acquire shuttle tankers under long-term charters, which Co. defines as charters of five years or more.

## PBA — KEY STATS

Name:	Pembina Pipeline Corp
Website:	<a href="http://www.pembina.com">www.pembina.com</a>
Sector:	<a href="#">Oil &amp; Gas Equipment &amp; Services</a>
36 Month Beta:	1.61
Total Market Cap:	\$12,109,000,000
% Held by Institutions:	35.49%
% Held by ETFs:	0.28%

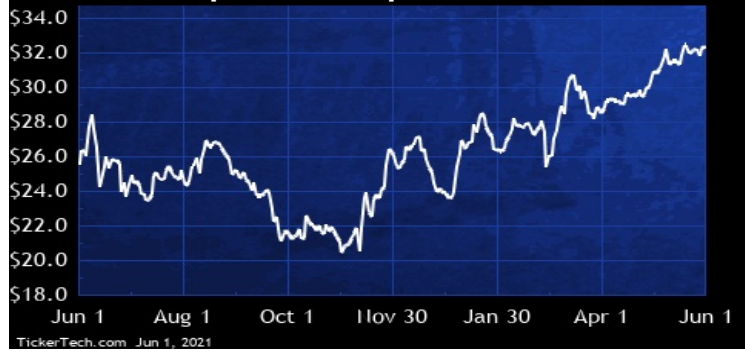
## PBA DIVIDEND HISTORY



TickerTech.com Jun 1, 2021

## PBA — 7.8% YIELD

### Pembina Pipeline Corp

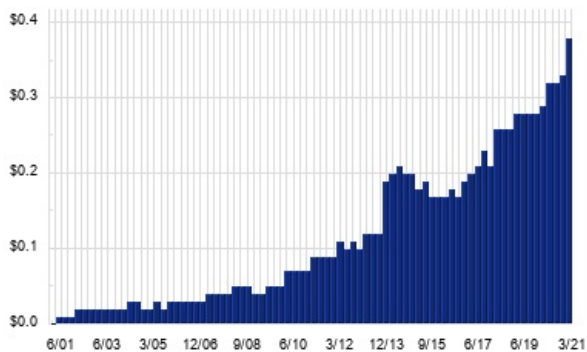


Pembina Pipeline has four operating segments: conventional pipelines business, which is a tariff-based operation consisting of pipelines and related facilities that deliver crude oil and natural gas liquids; oil sands and heavy oil business, which consists of the Syncrude Pipeline, the Cheecham Lateral and the Horizon Pipeline; midstream and marketing business, which consists of Co.'s direct and indirect interest in a storage operation, its direct interest in terminals, storage and hub services under a mixture of short, medium and long-term contractual arrangements; and gas services business which consists of natural gas gathering and processing facilities.

## CNQ — KEY STATS

Name:	Canadian Natural Resources Ltd
Stock buyback:	<a href="#">CNQ buyback</a>
Website:	<a href="http://www.cnrl.com">www.cnrl.com</a>
Sector:	<a href="#">Oil &amp; Gas Exploration &amp; Production</a>
36 Month Beta:	2.11
Total Market Cap:	\$38,276,000,000
% Held by Institutions:	51.68%
% Held by ETFs:	0.03%

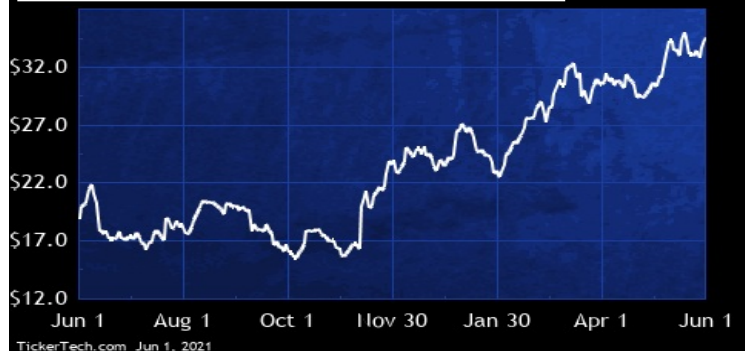
## CNQ DIVIDEND HISTORY



TickerTech.com Jun 1, 2021

## CNQ — 5.4% YIELD

### Canadian Natural Resources Ltd

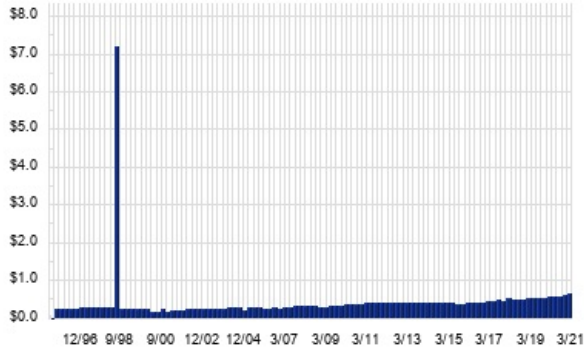


Canadian Natural Resources is an independent crude oil and natural gas exploration, development and production company. Co.'s exploration and production operations are focused in North America, mainly in Western Canada; the United Kingdom portion of the North Sea; and Cote d'Ivoire and South Africa in Offshore Africa. These activities include the exploration, development, production and marketing of crude oil, natural gas liquids and natural gas. Co.'s crude oil includes the following commodities: light and medium crude oil, primary heavy crude oil, Pelican Lake heavy crude oil, bitumen (thermal oil), and synthetic crude oil.

## TRP — KEY STATS

Name:	TC Energy Corp
Website:	<a href="http://www.tcenergy.com">www.tcenergy.com</a>
Sector:	<a href="#">Oil &amp; Gas Equipment &amp; Services</a>
36 Month Beta:	0.78
Total Market Cap:	\$35,890,000,000
% Held by Institutions:	50.06%
% Held by ETFs:	0.49%

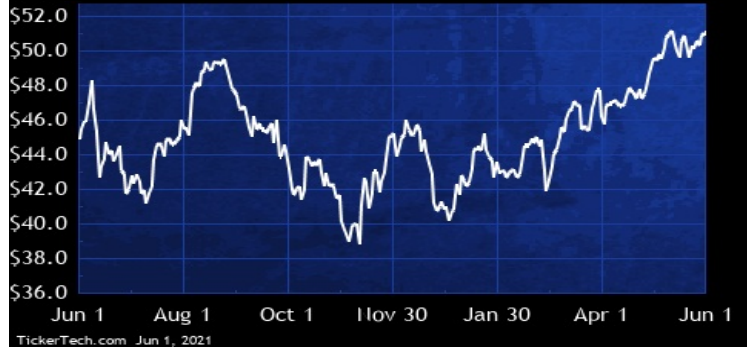
## TRP DIVIDEND HISTORY



TickerTech.com Jun 1, 2021

## TRP — 6.8% YIELD

### TC Energy Corp

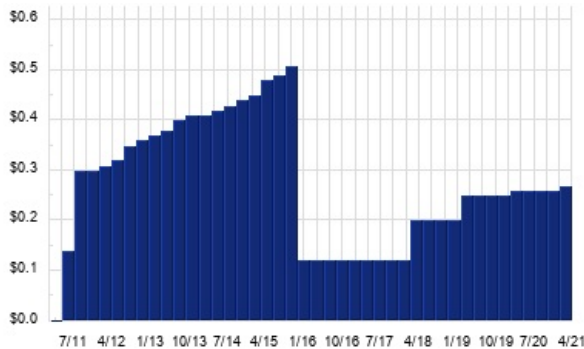


TC Energy is engaged as a North American energy infrastructure company which operates in five business segments: Canadian Natural Gas Pipelines, U.S. Natural Gas Pipelines, Mexico Natural Gas Pipelines, Liquids Pipelines and Power and Storage. These segments offer different products and services, including certain natural gas, crude oil and electricity marketing and storage services.

## KMI — KEY STATS

Name:	Kinder Morgan Inc.
Stock buyback:	<a href="#">KMI buyback</a>
Website:	<a href="http://www.kindermorgan.com">www.kindermorgan.com</a>
Sector:	<a href="#">Oil &amp; Gas Equipment &amp; Services</a>
36 Month Beta:	1.12
Total Market Cap:	\$41,351,000,000
% Held by Institutions:	42.6%
% Held by ETFs:	12.03%

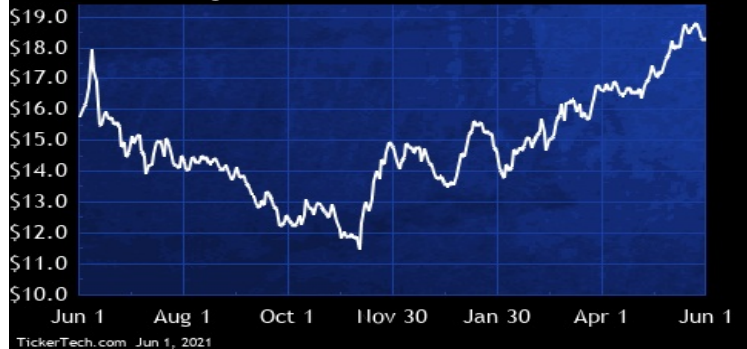
## KMI DIVIDEND HISTORY



TickerTech.com Jun 1, 2021

## KMI — 5.9% YIELD

### Kinder Morgan Inc.



Kinder Morgan is an energy infrastructure company. Co.'s segments are: Natural Gas Pipelines, which includes the ownership and operation of main interstate and intrastate natural gas pipeline and storage systems, among others; Products Pipelines, which includes the refined petroleum products, crude oil and condensate pipelines; Terminals, which includes the ownership and/or operation of liquids and bulk terminal facilities; and carbon dioxide (CO<sub>2</sub>), which includes the production, transportation and marketing of CO<sub>2</sub>, ownership interests in and/or operation of oil fields and gasoline processing plants in West Texas, and the ownership and operation of a crude oil pipeline system in West Texas.

## ENB — KEY STATS

Name:	Enbridge Inc
Website:	<a href="http://www.enbridge.com">www.enbridge.com</a>
Sector:	<a href="#">Oil &amp; Gas Equipment &amp; Services</a>
36 Month Beta:	0.92
Total Market Cap:	\$78,289,000,000
% Held by Institutions:	33.6%
% Held by ETFs:	0.38%

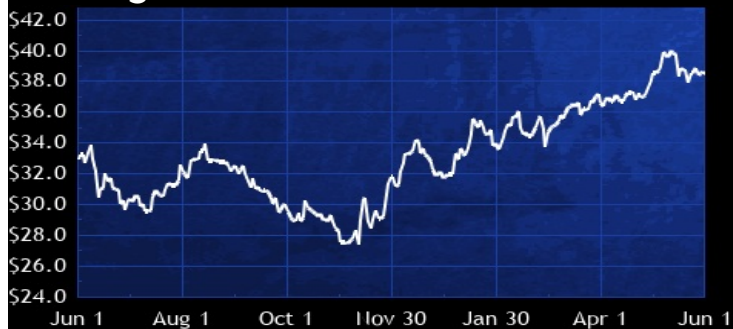
## ENB DIVIDEND HISTORY



TickerTech.com Jun 1, 2021

## ENB — 7.2% YIELD

### Enbridge Inc

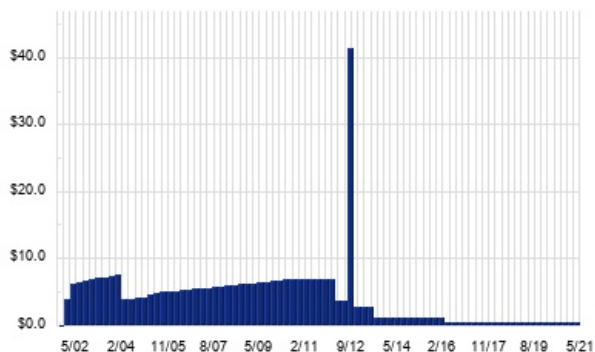


Enbridge is an energy transportation and distribution company. Co. conducts its business through five business segments: Liquids Pipelines, which consists of pipelines and related terminals in that transport various grades of crude oil and other liquid hydrocarbons; Gas Transmission and Midstream, which consists of investments in natural gas pipelines and gathering and processing facilities; Gas Distribution and Storage, which consists of Co.'s natural gas utility operations; Renewable Power Generation, which consists primarily of investments in wind and solar power generating assets; and Energy Services, which undertake physical commodity marketing activity and logistical services.

## CEQP — KEY STATS

Name:	Crestwood Equity Partners LP
Website:	<a href="http://www.crestwoodlp.com">www.crestwoodlp.com</a>
Sector:	<a href="#">Oil &amp; Gas Equipment &amp; Services</a>
36 Month Beta:	3.75
Total Market Cap:	\$2,100,000,000
% Held by Institutions:	23.15%
% Held by ETFs:	0.09%

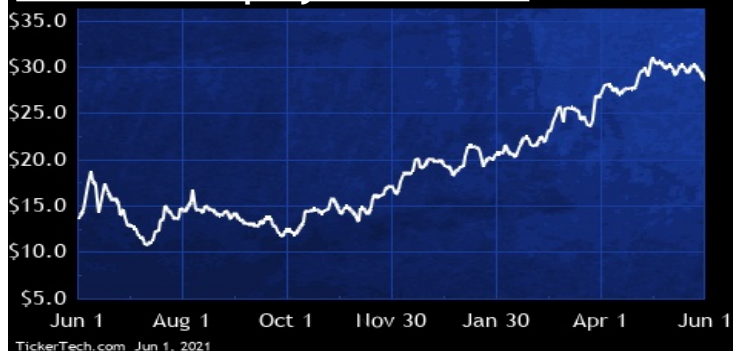
## CEQP DIVIDEND HISTORY



TickerTech.com Jun 1, 2021

## CEQP — 8.7% YIELD

### Crestwood Equity Partners LP

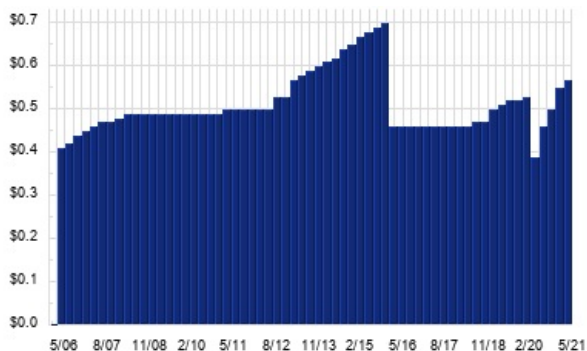


Crestwood Equity Partners is a holding company. Through its subsidiary, Co. develops, acquires, owns or controls, and operates assets and operations within the energy midstream sector. Co.'s segments are: gathering and processing, which provides gathering and transportation services and processing, treating and compression services to producers; storage and transportation, which provides crude oil and natural gas storage and transportation services to producers, utilities and other customers; and marketing, supply and logistics, which provides natural gas liquid, crude oil and natural gas marketing, storage and transportation services to producers, refiners, marketers and other customers.

## GLP — KEY STATS

Name:	Global Partners LP
Website:	<a href="http://www.globalp.com">www.globalp.com</a>
Sector:	<a href="#">Oil &amp; Gas Equipment &amp; Services</a>
36 Month Beta:	1.48
Total Market Cap:	\$872,000,000
% Held by Institutions:	5.5%
% Held by ETFs:	0.01%

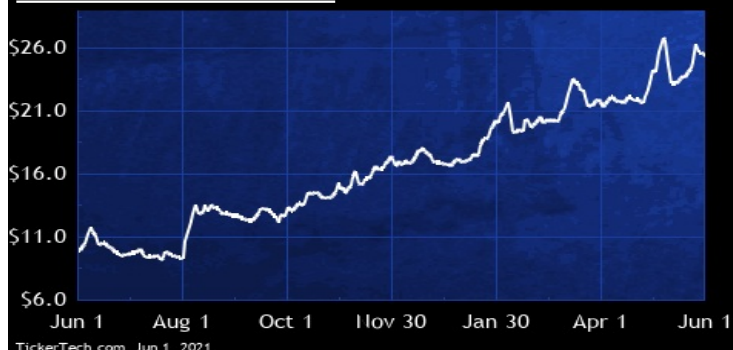
## GLP DIVIDEND HISTORY



TickerTech.com Jun 1, 2021

## GLP — 9.0% YIELD

### Global Partners LP



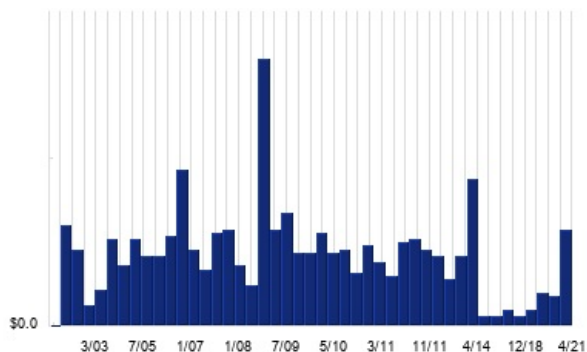
TickerTech.com Jun 1, 2021

Global Partners is a master limited partnership that owns, controls or has access to a terminal network of refined petroleum products and renewable fuels. Co.'s segments include: Wholesale, which sells, gathers, blends, stores and transports refined petroleum products, gasoline blendstocks, renewable fuels, crude oil and propane; Gasoline Distribution and Station Operations, which sells branded and unbranded gasoline to gasoline station operators and sub-jobbers; and Commercial, which includes sales and deliveries to end user customers in the public sector and to commercial and industrial end users of unbranded gasoline, home heating oil, diesel, kerosene, residual oil and bunker fuel.

## PBR — KEY STATS

Name:	Petroleo Brasileiro SA
Website:	<a href="http://www.petrobras.com.br">www.petrobras.com.br</a>
Sector:	<a href="#">Oil &amp; Gas Exploration &amp; Production</a>
36 Month Beta:	1.91
Total Market Cap:	\$41,620,000,000
% Held by Institutions:	7.4%
% Held by ETFs:	0.25%

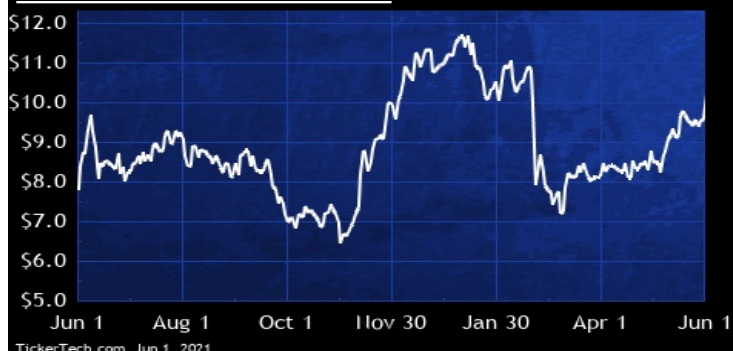
## PBR DIVIDEND HISTORY



TickerTech.com Jun 1, 2021

## PBR — 2.9% YIELD

### Petroleo Brasileiro SA



TickerTech.com Jun 1, 2021

Petroleo Brasileiro is a producer of oil and gas. Co.'s activities are organized into three main segments: Exploration and Production, which covers the activities of exploration, development and production of crude oil, natural gas liquids and natural gas in Brazil and abroad, for the primary purpose of supplying its domestic refineries; Refining, Transportation and Marketing, which covers the activities of refining, logistics, transport, marketing and trading of crude oil and oil products; and Gas and Power, which covers the activities of logistics and trading of natural gas and electricity, transportation and trading of liquefied natural gas, generation of electricity.

 **Energy Stock Channel**

 **Dividend Channel**

Nothing in Dividend Channel is intended to be investment advice, nor does it represent the opinion of, counsel from, or recommendations by BNK Invest Inc. or any of its affiliates, subsidiaries or partners. None of the information contained herein constitutes a recommendation that any particular security, portfolio, transaction, or investment strategy is suitable for any specific person. All viewers agree that under no circumstances will BNK Invest, Inc., its subsidiaries, partners, officers, employees, affiliates, or agents be held liable for any loss or damage caused by your reliance on information obtained. By visiting, using or viewing this site, you agree to the following [Full Disclaimer & Terms of Service](#). Video widget and dividend videos powered by Market News Video. Quote data delayed at least 20 minutes; data powered by Ticker Technologies, and Mergent. [Contact Dividend Channel](#); [Meet Our Editorial Staff](#).