

10 Yield Gushing Energy Stocks

<http://www.energystockchannel.com/>

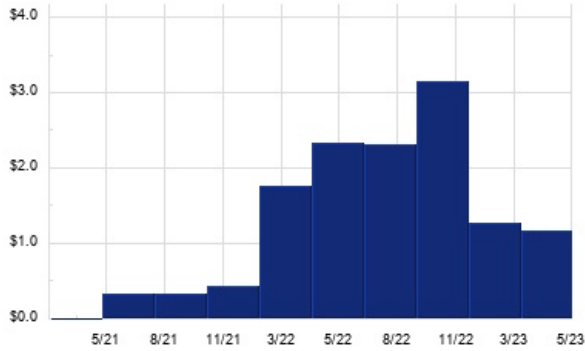
Energy Stock Channel paired our coverage universe of energy stocks, with Dividend Channel's proprietary DividendRank formula, to bring you this list of 10 top ranked energy dividend stocks. The DividendRank formula considers a variety of data – dividend history & yield, book value, quarterly earnings – and compares it to the stock's trading data to come up with certain calculations about profitability and about the stock's valuation (whether we think it looks "cheap" or "expensive"). The result is this list of the top most "interesting" ideas that merit further research.



CHK – KEY STATS

Name:	Chesapeake Energy Corp.
Stock buyback:	CHK buyback
Website:	www.chk.com
Sector:	Oil & Gas Exploration & Production
36 Month Beta:	0.62
Total Market Cap:	\$10,458,000,000
% Held by Institutions:	95.55%
% Held by ETFs:	11.40%

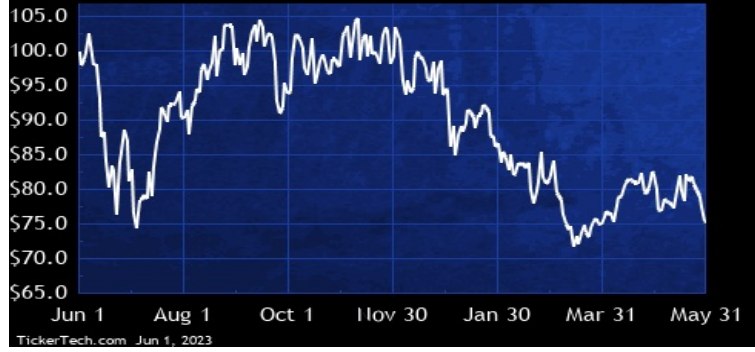
CHK DIVIDEND HISTORY



TickerTech.com Jun 1, 2023

CHK – 2.9% YIELD

Chesapeake Energy Corp.

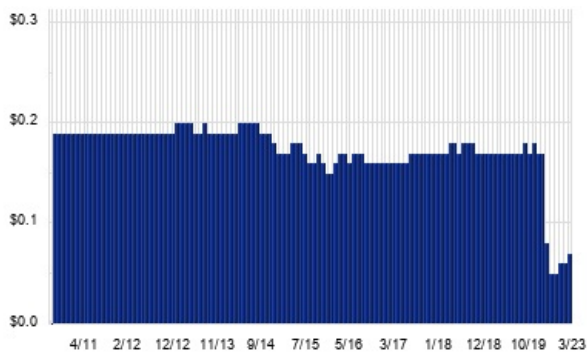


Chesapeake Energy is a holding company. Through its subsidiaries, Co. is an independent exploration and production company engaged in the acquisition, exploration and development of properties to produce oil, natural gas and natural gas liquids from underground reservoirs. Co. owns a portfolio of onshore U.S. unconventional natural gas and liquids assets, including interests in several oil and natural gas wells. Co.'s portfolio is focused on three operating areas including the natural gas resource plays in the Marcellus Shale in the northern Appalachian Basin in Pennsylvania and the Haynesville/Bossier Shales in northwestern Louisiana and in the Eagle Ford Shale in South Texas.

VET – KEY STATS

Name:	Vermilion Energy Inc
Website:	www.vermilionenergy.com
Sector:	Oil & Gas Exploration & Production
36 Month Beta:	1.31
Total Market Cap:	\$1,293,000,000
% Held by Institutions:	38.51%
% Held by ETFs:	0.49%

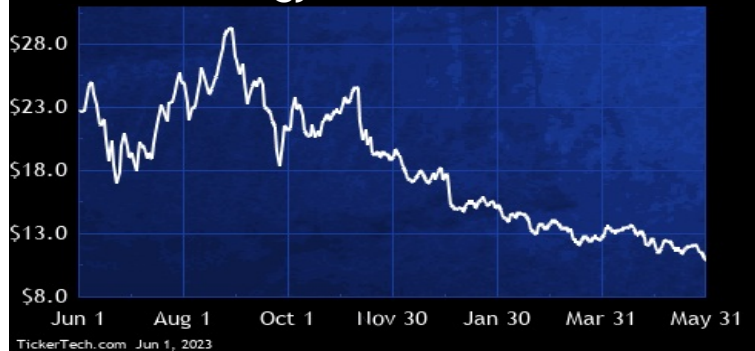
VET DIVIDEND HISTORY



TickerTech.com Jun 1, 2023

VET – 3.7% YIELD

Vermilion Energy Inc

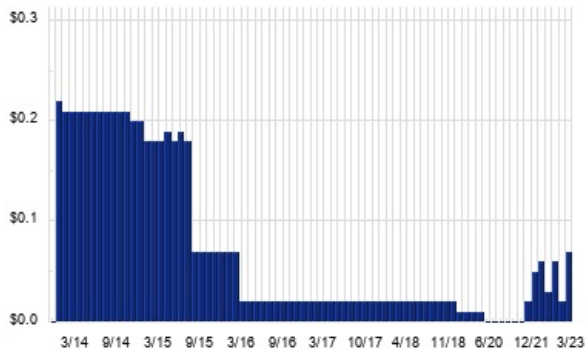


Vermilion Energy and its subsidiaries are engaged in the business of petroleum and natural gas exploration, development, acquisition, and production.

CPG — KEY STATS

Name:	Crescent Point Energy Corp
Stock buyback:	CPG buyback
Website:	www.crescentpointenergy.com
Sector:	Oil & Gas Exploration & Production
36 Month Beta:	1.46
Total Market Cap:	\$3,297,000,000
% Held by Institutions:	36.83%
% Held by ETFs:	0.66%

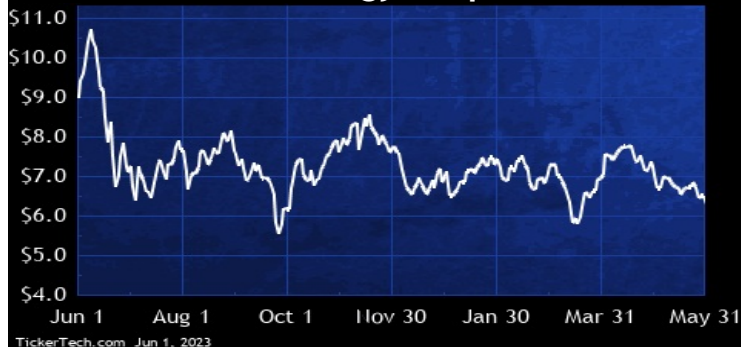
CPG DIVIDEND HISTORY



TickerTech.com Jun 1, 2023

CPG — 6.3% YIELD

Crescent Point Energy Corp

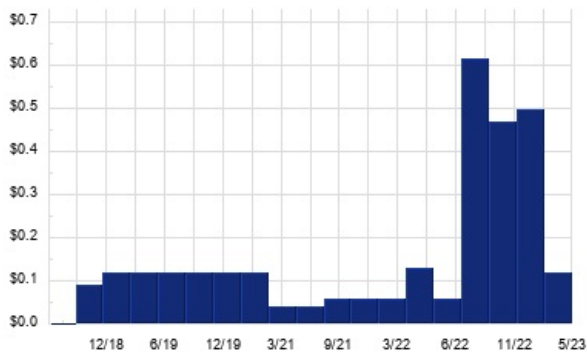


Crescent Point Energy is an oil and gas exploration, development and production company. Co. is an oil and gas producer with assets strategically focused in properties comprised of light and medium crude oil and natural gas reserves in Western Canada and the United States. The crude oil and natural gas properties and related assets generating income for the benefit of Co., are located in the provinces of Saskatchewan, Alberta, British Columbia and Manitoba and in the states of North Dakota and Montana. The properties and assets consist of producing crude oil and natural gas reserves and Proved plus Probable crude oil and natural gas reserves not yet on production, and land holdings.

BRY — KEY STATS

Name:	Berry Corp (bry)
Stock buyback:	BRY buyback
Website:	www.bry.com
Sector:	Oil & Gas Exploration & Production
36 Month Beta:	1.49
Total Market Cap:	\$501,000,000
% Held by Institutions:	86.74%
% Held by ETFs:	10.61%

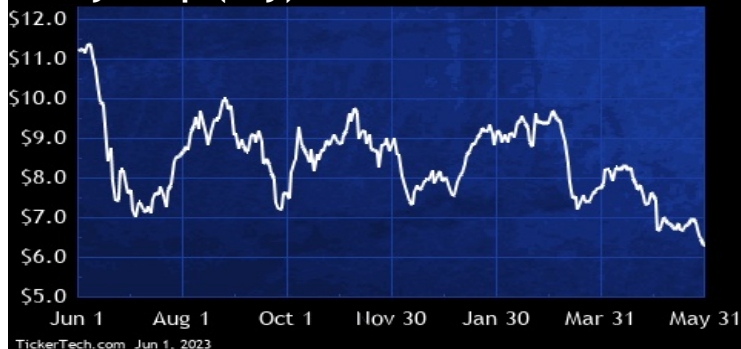
BRY DIVIDEND HISTORY



TickerTech.com Jun 1, 2023

BRY — 7.6% YIELD

Berry Corp (bry)

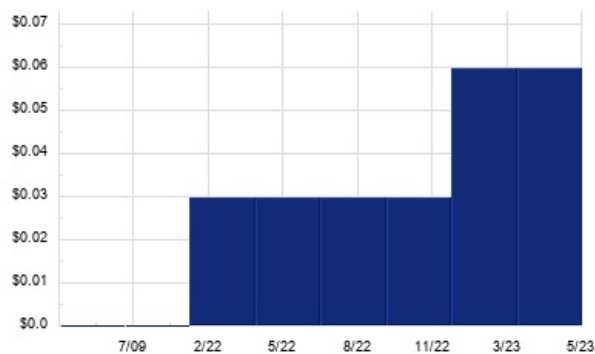


Berry is an independent upstream energy company focused on the development and production of oil reserves, primarily located in California, with the well servicing and abandonment capabilities in California. Co. has two reportable segments: Development and Production and Well Servicing and Abandonment. The Development and Production segment consists of the development and production of oil reserves, primarily located in California, as well as Utah. The Well Servicing and Abandonment segment provides wellsite services in California to oil and natural gas production companies, with a focus on well servicing, well abandonment services and water logistics.

EGY – KEY STATS

Name:	VAALCO Energy, Inc.
Stock buyback:	EGY buyback
Website:	www.vaalco.com
Sector:	Oil & Gas Exploration & Production
36 Month Beta:	0.88
Total Market Cap:	\$423,000,000
% Held by Institutions:	91.5%
% Held by ETFs:	10.91%

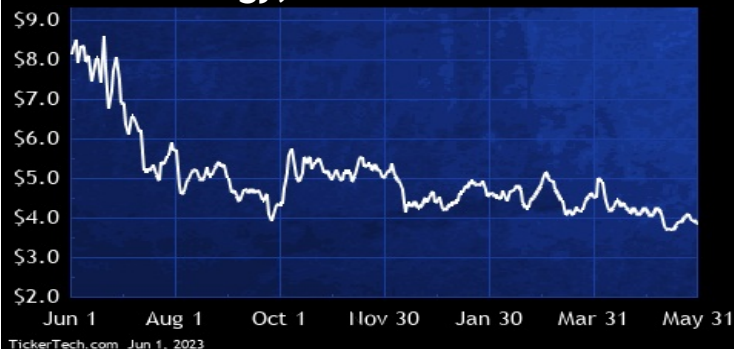
EGY DIVIDEND HISTORY



TickerTech.com Jun 1, 2023

EGY – 6.5% YIELD

VAALCO Energy, Inc.

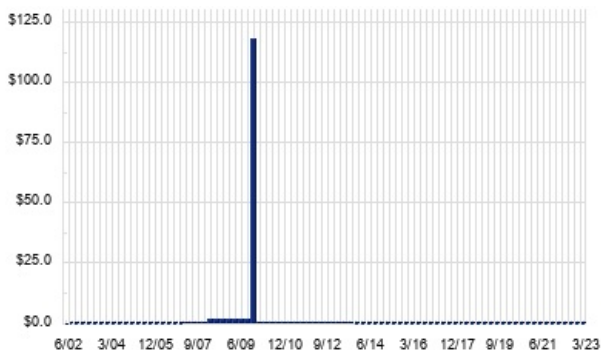


VAALCO Energy is an independent energy company engaged in the acquisition, exploration, development and production of crude oil, natural gas and natural gas liquids. Co. is primarily engaged in its Etame Production Sharing Contract related to the Etame Marin block located offshore the Republic of Gabon in West Africa. Co. also owns interests in an undeveloped block offshore Equatorial Guinea, West Africa.

OVV – KEY STATS

Name:	Ovintiv Inc
Website:	www.ovintiv.com
Sector:	Oil & Gas Exploration & Production
36 Month Beta:	1.26
Total Market Cap:	\$8,421,000,000
% Held by Institutions:	71.72%
% Held by ETFs:	12.85%

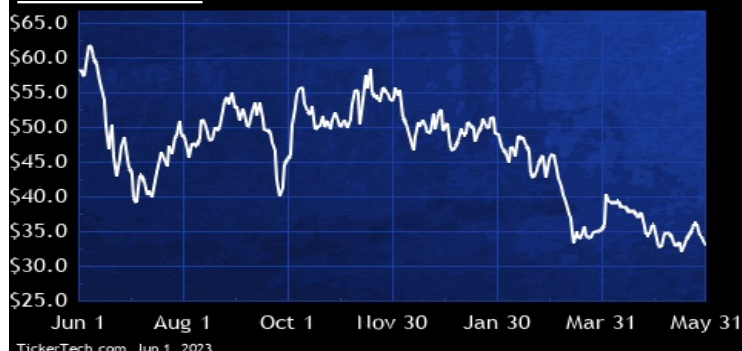
OVV DIVIDEND HISTORY



TickerTech.com Jun 1, 2023

OVV – 3.6% YIELD

Ovintiv Inc

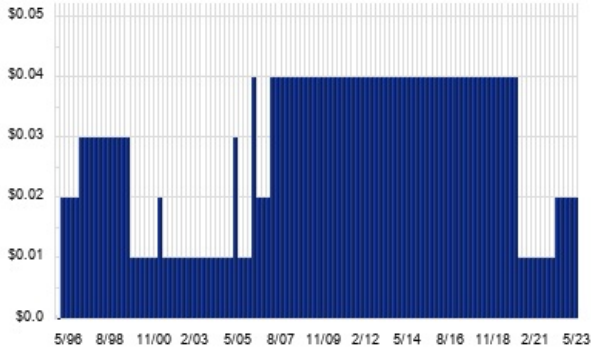


Ovintiv is an oil and natural gas exploration and production company that is focused on developing its portfolio of oil and natural gas assets located in the U.S. and Canada. Co.'s operations also include the marketing of oil, natural gas liquids (NGLs) and natural gas. Co.'s segments are: USA Operations, which includes the exploration for, development of, and production of oil, NGLs, natural gas and other related activities within the U.S.; Canadian Operations, which includes the exploration for, development of, and production of oil, NGLs, natural gas and other related activities within Canada; and Market Optimization, which includes the sale of its production to third party customers.

PHX — KEY STATS

Name:	PHX Minerals Inc
Website:	www.phxmin.com
Sector:	Oil & Gas Exploration & Production
36 Month Beta:	0.15
Total Market Cap:	\$108,000,000
% Held by Institutions:	59.07%
% Held by ETFs:	4.57%

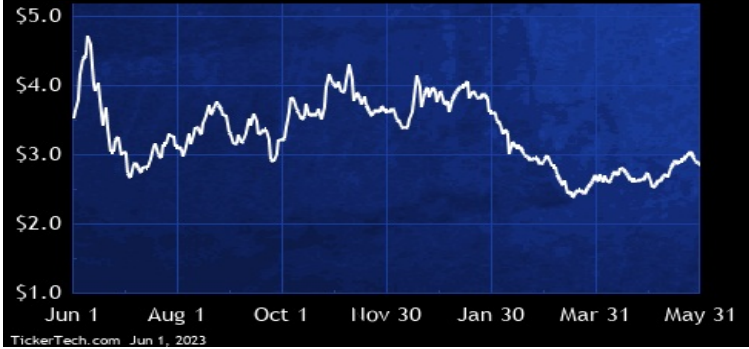
PHX DIVIDEND HISTORY



TickerTech.com Jun 1, 2023

PHX — 3.2% YIELD

PHX Minerals Inc

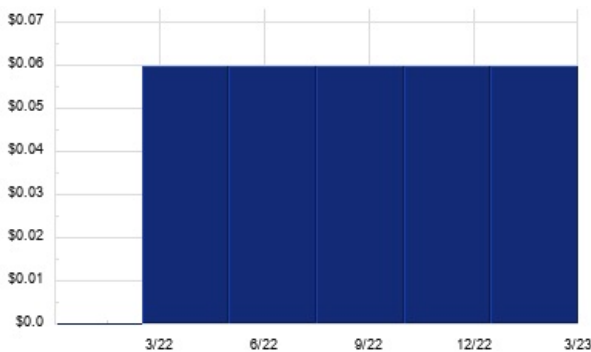


PHX Minerals focuses on perpetual natural gas and oil mineral ownership in resource plays. Co. owns mineral and leasehold properties and other natural gas and oil interests, which are located in Oklahoma, Texas, Louisiana, North Dakota and Arkansas. Co.'s natural gas, oil and natural gas liquids (NGL) production is from interests in various wells located in Oklahoma, Louisiana, Texas, Arkansas and North Dakota. Co. does not operate any wells. Co.'s principal products from the production associated with its royalty and non-operated interests are natural gas, crude oil and NGL. These products are sold by well operators to various purchasers, including pipeline and marketing companies.

EPSN — KEY STATS

Name:	Epsilon Energy Ltd
Stock buyback:	EPSN buyback
Website:	www.epsilonenergyLtd.com
Sector:	Oil & Gas Exploration & Production
36 Month Beta:	0.33
Total Market Cap:	\$114,000,000
% Held by Institutions:	53%
% Held by ETFs:	3.65%

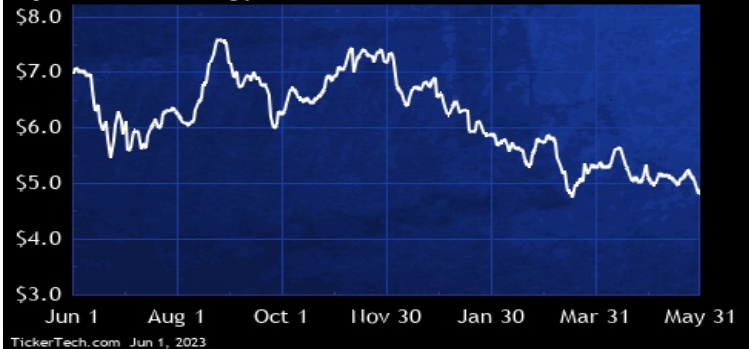
EPSN DIVIDEND HISTORY



TickerTech.com Jun 1, 2023

EPSN — 5.1% YIELD

Epsilon Energy Ltd

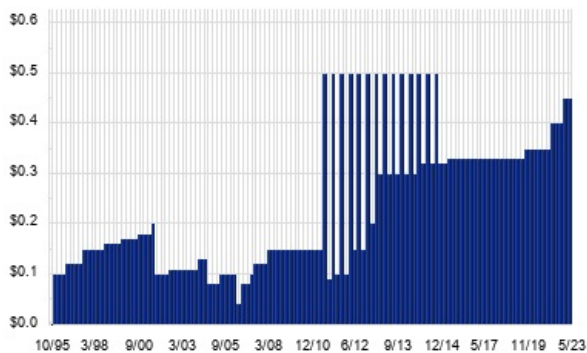


Epsilon Energy is an on-shore focused independent natural gas and oil company engaged in the acquisition, development, gathering and production of natural gas and oil reserves. Co.'s primary area of operation is Pennsylvania. Co. has natural gas production in Pennsylvania and oil, natural gas liquids and natural gas production in Oklahoma. Co.'s operating segments include: Upstream, which activities include acquisition, exploration, development and production of oil and natural gas reserves on properties within the U.S.; and Gathering System, in which Co. partners with other companies to operate a natural gas gathering system.

DINO – KEY STATS

Name:	HF Sinclair Corp
Website:	www.hollyfrontier.com
Sector:	Oil & Gas Refining & Marketing
36 Month Beta:	0.74
Total Market Cap:	\$8,258,000,000
% Held by Institutions:	62.59%
% Held by ETFs:	14.03%

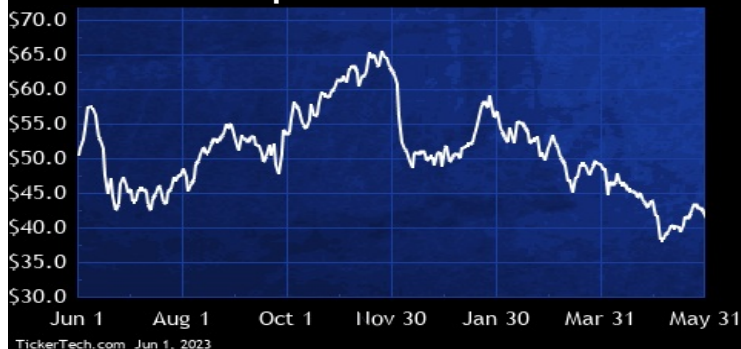
DINO DIVIDEND HISTORY



TickerTech.com Jun 1, 2023

DINO – 4.3% YIELD

HF Sinclair Corp



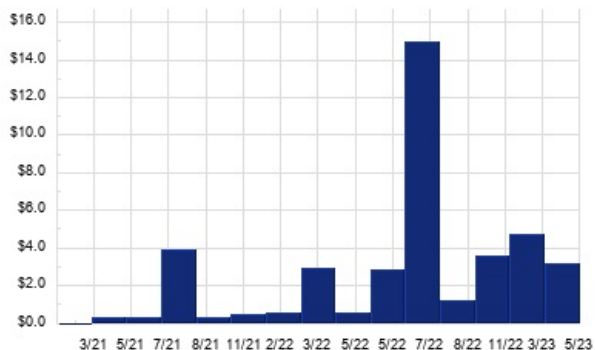
TickerTech.com Jun 1, 2023

HF Sinclair is a holding company. Through its subsidiaries, Co. is an independent energy company that produces and markets light products such as gasoline, diesel fuel, jet fuel, renewable diesel and other products. Co. owns and operates refineries located in Kansas, Oklahoma, New Mexico, Wyoming, Washington and Utah and markets its refined products principally in the Southwest U.S., the Rocky Mountains extending into the Pacific Northwest and in other neighboring Plains states. Co. supplies fuels to various Sinclair branded stations and licenses the use of the Sinclair brand at additional locations throughout the country.

CHRD – KEY STATS

Name:	Chord Energy Corp
Website:	www.chordenergy.com
Sector:	Oil & Gas Exploration & Production
36 Month Beta:	1.17
Total Market Cap:	\$6,185,000,000
% Held by Institutions:	12.73%
% Held by ETFs:	23.40%

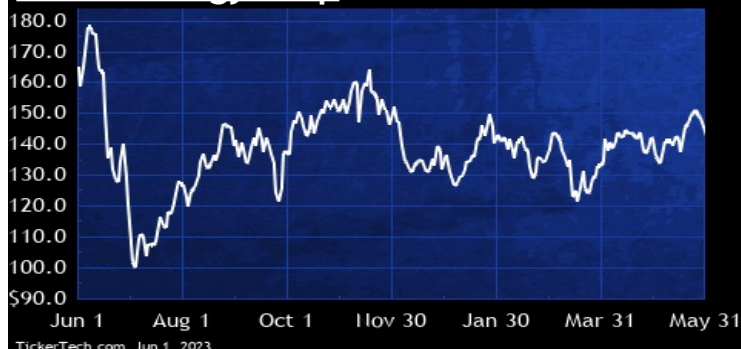
CHRD DIVIDEND HISTORY



TickerTech.com Jun 1, 2023

CHRD – 3.5% YIELD

Chord Energy Corp



TickerTech.com Jun 1, 2023

Chord Energy is an independent exploration and production (E&P) company with assets in the Williston Basin. Co. is engaged in the acquisition and development of oil and gas properties. Co.'s subsidiary, Oasis Petroleum North America LLC conducts its E&P activities and owns its oil and gas properties located in the North Dakota and Montana regions of the Williston Basin. Co. is exploiting resource potential from the Middle Bakken and Three Forks formations, which are present across a substantial portion of its acreage.

 **Energy Stock Channel**

 **Dividend Channel**

Nothing in Dividend Channel is intended to be investment advice, nor does it represent the opinion of, counsel from, or recommendations by BNK Invest Inc. or any of its affiliates, subsidiaries or partners. None of the information contained herein constitutes a recommendation that any particular security, portfolio, transaction, or investment strategy is suitable for any specific person. All viewers agree that under no circumstances will BNK Invest, Inc., its subsidiaries, partners, officers, employees, affiliates, or agents be held liable for any loss or damage caused by your reliance on information obtained. By visiting, using or viewing this site, you agree to the following [Full Disclaimer & Terms of Service](#). Video widget and dividend videos powered by Market News Video. Quote data delayed at least 20 minutes; data powered by Ticker Technologies, and Mergent. [Contact Dividend Channel](#); [Meet Our Editorial Staff](#).