

## 10 Yield Gushing Energy Stocks

<http://www.energystockchannel.com/>

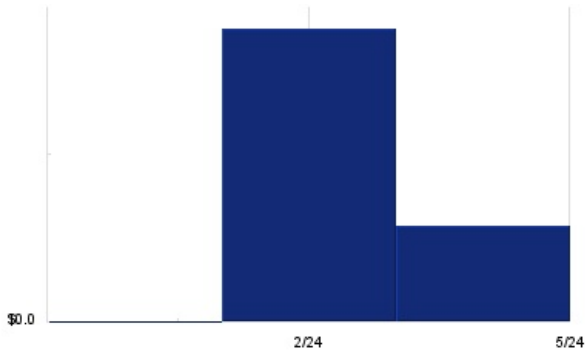
Energy Stock Channel paired our coverage universe of energy stocks, with Dividend Channel's proprietary DividendRank formula, to bring you this list of 10 top ranked energy dividend stocks. The DividendRank formula considers a variety of data – dividend history & yield, book value, quarterly earnings – and compares it to the stock's trading data to come up with certain calculations about profitability and about the stock's valuation (whether we think it looks "cheap" or "expensive"). The result is this list of the top most "interesting" ideas that merit further research.



## DEC — KEY STATS

Name: Diversified Energy Company Plc  
 Website: [www.dgoc.com](http://www.dgoc.com)  
 Sector: Oil & Gas Exploration & Production

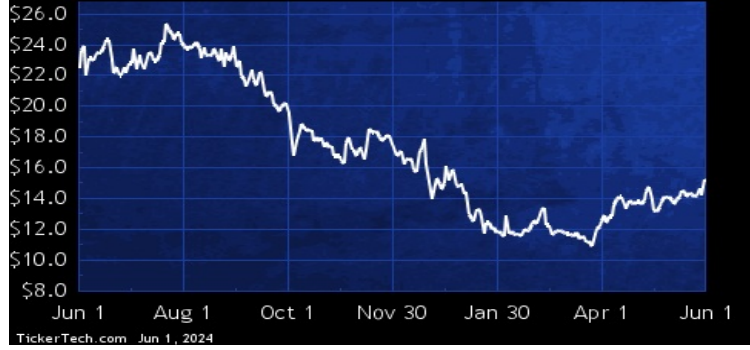
## DEC DIVIDEND HISTORY



TickerTech.com Jun 1, 2024

## DEC — 7.6% YIELD

### Diversified Energy Company Plc

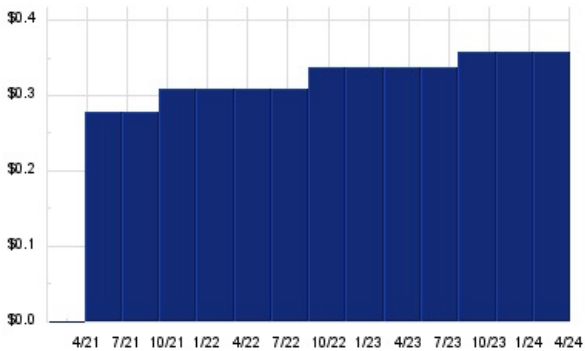


Diversified Energy is an independent energy company engaged in the production, marketing and transportation of primarily natural gas related to its synergistic U.S. onshore upstream and midstream assets. Co.'s assets are located within the Appalachian Basin of the U.S. and have expanded into the Central Region, consisting of the Cotton Valley, Haynesville and Barnett shales located in the states of Louisiana, Texas and Oklahoma.

## REPX — KEY STATS

Name: Riley Exploration Permian Inc  
 Website: [www.tengasco.com](http://www.tengasco.com)  
 Sector: Oil & Gas Exploration & Production  
 36 Month Beta: 1.14  
 Total Market Cap: \$613,000,000  
 % Held by Institutions: 66.69%  
 % Held by ETFs: 3.61%

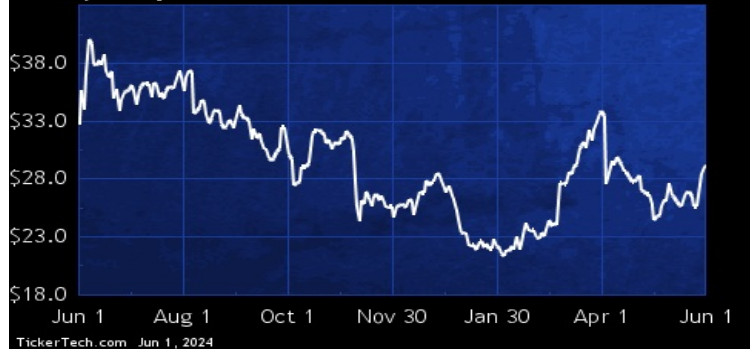
## REPX DIVIDEND HISTORY



TickerTech.com Jun 1, 2024

## REPX — 5.0% YIELD

### Riley Exploration Permian Inc

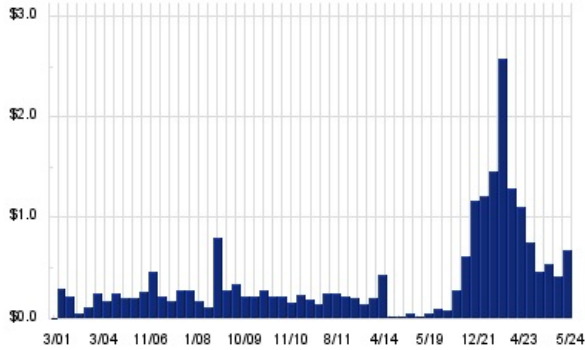


Riley Exploration Permian is an independent oil and natural gas company focused on the acquisition, exploration, development and production of oil, natural gas and natural gas liquids in Texas and New Mexico. Co.'s activities primarily target the horizontal development of the San Andres formation, a shelf margin deposit on the Northwest Shelf of the Permian Basin. Co.'s acreage is primarily located on a contiguous blocks in Yoakum County, TX with additional acreage located in Lea and Roosevelt Counties, NM. Co.'s acreage in Yoakum County offsets Permian Basin San Andres fields, including the Wasson and Brahaney Fields, from the San Andres Formation.

## PBR — KEY STATS

Name:	Petroleo Brasileiro SA
Website:	<a href="http://www.petrobras.com.br">www.petrobras.com.br</a>
Sector:	<a href="#">Oil &amp; Gas Exploration &amp; Production</a>
36 Month Beta:	0.51
Total Market Cap:	\$65,731,000,000
% Held by Institutions:	11.27%
% Held by ETFs:	0.29%

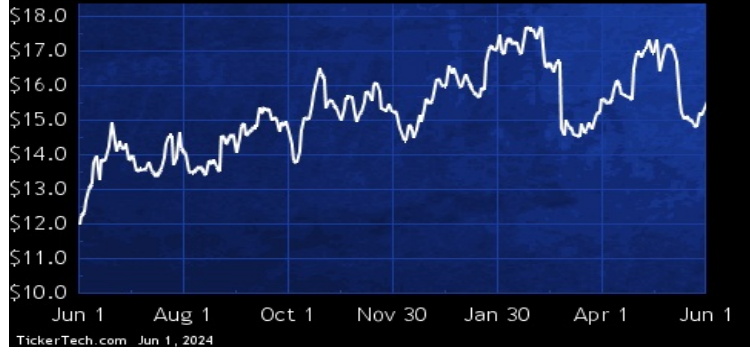
## PBR DIVIDEND HISTORY



TickerTech.com Jun 1, 2024

## PBR — 5.3% YIELD

### Petroleo Brasileiro SA

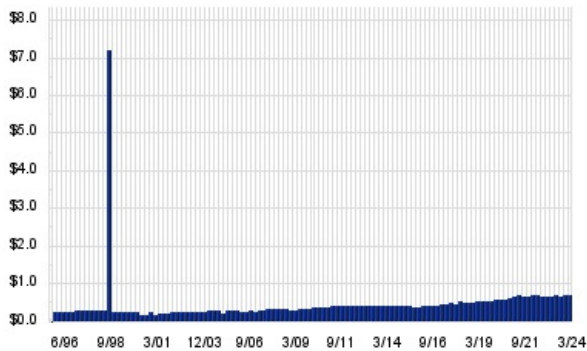


Petroleo Brasileiro is a producer of oil and gas. Co.'s segments are: Exploration and Production, which covers the activities of exploration, development and production of crude oil, Natural Gas Liquids and natural gas in Brazil and abroad, for the primary purpose of supplying its domestic refineries; Refining, Transportation and Marketing, which covers the activities of refining, logistics, transport, marketing and trading of crude oil and oil products; and Gas and Power, which covers the activities of logistics and trading of natural gas and electricity, transportation and trading of liquefied natural gas, and generation of electricity by means of thermoelectric power plants.

## TRP — KEY STATS

Name:	TC Energy Corp
Website:	<a href="http://www.tcenergy.com">www.tcenergy.com</a>
Sector:	<a href="#">Oil &amp; Gas Equipment &amp; Services</a>
36 Month Beta:	0.87
Total Market Cap:	\$26,411,000,000
% Held by Institutions:	82.41%
% Held by ETFs:	1.01%

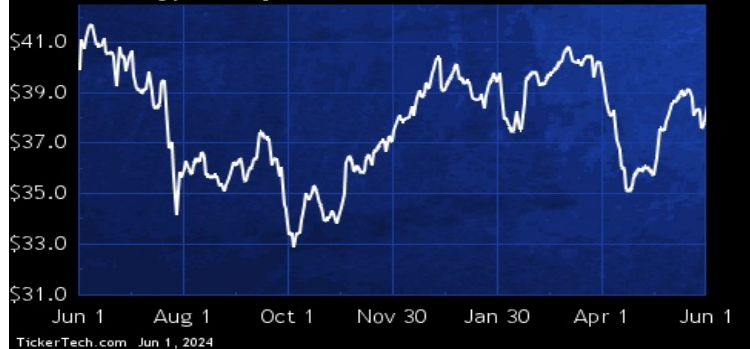
## TRP DIVIDEND HISTORY



TickerTech.com Jun 1, 2024

## TRP — 10.1% YIELD

### TC Energy Corp



TC Energy is an energy infrastructure company which operates in three main businesses: Natural Gas Pipelines, Liquids Pipelines and Power and Storage. Co. has five business segments: Canadian Natural Gas Pipelines, U.S. Natural Gas Pipelines, Mexico Natural Gas Pipelines, Liquids Pipelines and Power and Storage. Natural Gas Pipelines and Liquids Pipelines are principally comprised of Co.'s natural gas and liquids pipelines in Canada, the U.S. and Mexico, as well as its natural gas storage operations in the U.S. Power and Storage includes Co.'s power operations and its unregulated natural gas storage business in Canada.

## EQNR — KEY STATS

Name:	Equinor ASA
Website:	<a href="http://www.equinor.com">www.equinor.com</a>
Sector:	<a href="#">Oil &amp; Gas Refining &amp; Marketing</a>
36 Month Beta:	0.34
Total Market Cap:	\$61,118,000,000
% Held by Institutions:	5.24%
% Held by ETFs:	0.09%

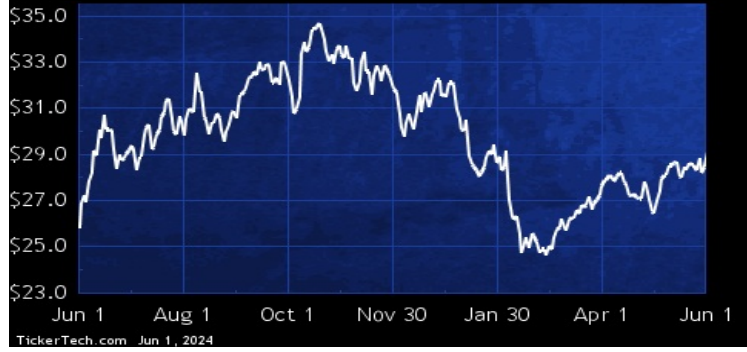
## EQNR DIVIDEND HISTORY



TickerTech.com Jun 1, 2024

## EQNR — 4.9% YIELD

### Equinor ASA



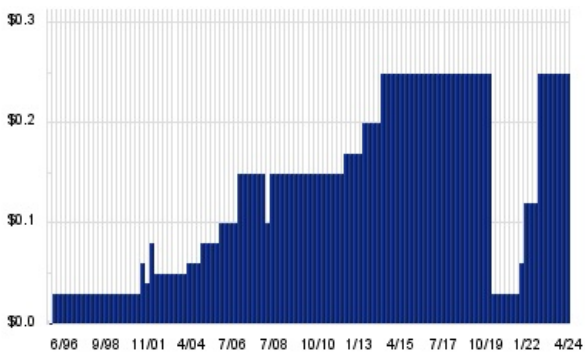
TickerTech.com Jun 1, 2024

Equinor develops, produces and markets various forms of energy and derived products and services, as well as other business. Co.'s segments include: Marketing, Midstream & Processing, which is responsible for the marketing, trading, processing and transportation of crude oil and condensate, natural gas, NGL and refined products; Renewables, which is developing, exploring, investing in, and operating areas within renewable energy; Projects, Drilling & Procurement, which is responsible for global project development, well deliveries, and sourcing across Co.; and Technology, Digital & Innovation, which includes research, technology development, advisory services, digitalization, and IT.

## APA — KEY STATS

Name:	APA Corp
Stock buyback:	APA buyback
Website:	<a href="http://www.apachecorp.com">www.apachecorp.com</a>
Sector:	<a href="#">Oil &amp; Gas Exploration &amp; Production</a>
36 Month Beta:	0.73
Total Market Cap:	\$10,828,000,000
% Held by Institutions:	65.93%
% Held by ETFs:	22.63%

## APA DIVIDEND HISTORY



## PBA — KEY STATS

Name:	Pembina Pipeline Corp
Stock buyback:	<a href="#">PBA buyback</a>
Website:	<a href="http://www.pembina.com">www.pembina.com</a>
Sector:	<a href="#">Oil &amp; Gas Equipment &amp; Services</a>
36 Month Beta:	0.76
Total Market Cap:	\$13,584,000,000
% Held by Institutions:	55.39%
% Held by ETFs:	0.03%

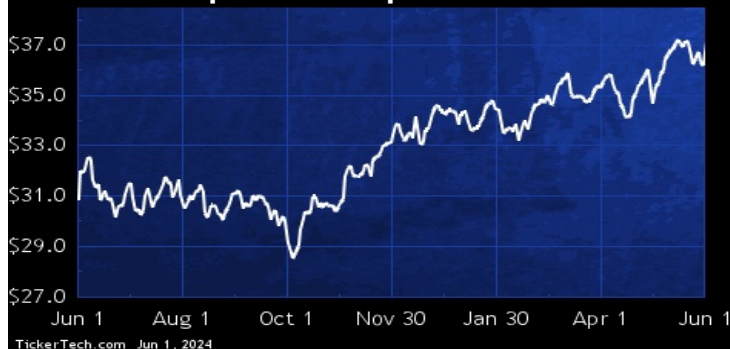
## PBA DIVIDEND HISTORY



TickerTech.com Jun 1, 2024

## PBA — 7.6% YIELD

### Pembina Pipeline Corp

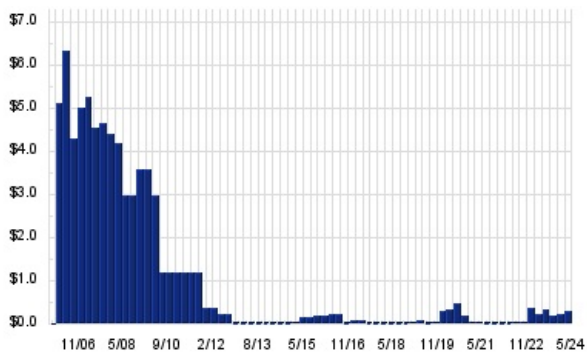


Pembina Pipeline is a Calgary-based transportation and midstream service provider serving North America's energy industry. Co. has three operating segments: Pipelines, which provides customers with pipeline transportation, terminalling, storage and rail services in main market hubs in Canada and the U.S. for crude oil, condensate, natural gas liquids (NGL) and natural gas; Facilities, which includes infrastructure that provides Co.'s customers with natural gas, condensate and NGL services; and Marketing and New Ventures, which provides hydrocarbon liquids and natural gas originating in the basins where Co. operates.

## DHT — KEY STATS

Name:	DHT Holdings Inc
Stock buyback:	<a href="#">DHT buyback</a>
Website:	<a href="http://www.dhtankers.com">www.dhtankers.com</a>
Sector:	<a href="#">Oil &amp; Gas Equipment &amp; Services</a>
36 Month Beta:	-0.14
Total Market Cap:	\$2,051,000,000
% Held by Institutions:	54.87%
% Held by ETFs:	4.07%

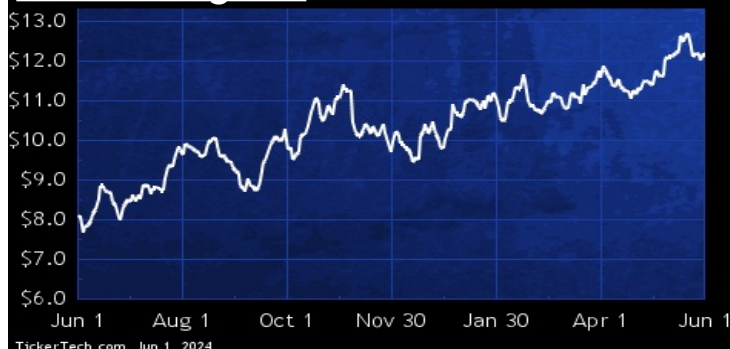
## DHT DIVIDEND HISTORY



TickerTech.com Jun 1, 2024

## DHT — 9.5% YIELD

### DHT Holdings Inc

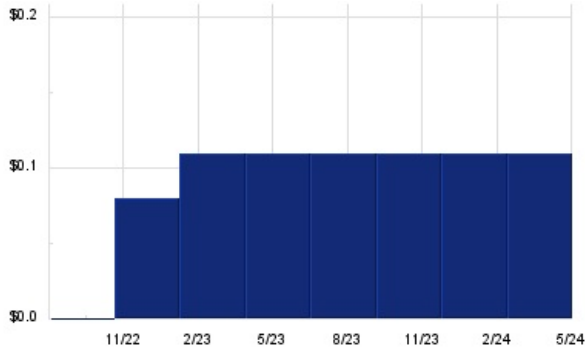


DHT Holdings is a holding company. Through its subsidiaries, Co. operates a fleet of crude oil tankers. Co.'s fleet consists of very large crude carrier crude oil tankers, all of which are wholly owned by Co. Some of Co.'s vessels are on time charters and some vessels are operating in the spot market. Co. operates its vessels through its wholly owned management companies in Monaco, Norway and Singapore.

## GRNT — KEY STATS

Name:	Granite Ridge Resources Inc
Sector:	Oil & Gas Exploration & Production
36 Month Beta:	0.78
Total Market Cap:	\$852,000,000
% Held by Institutions:	30.89%
% Held by ETFs:	2.28%

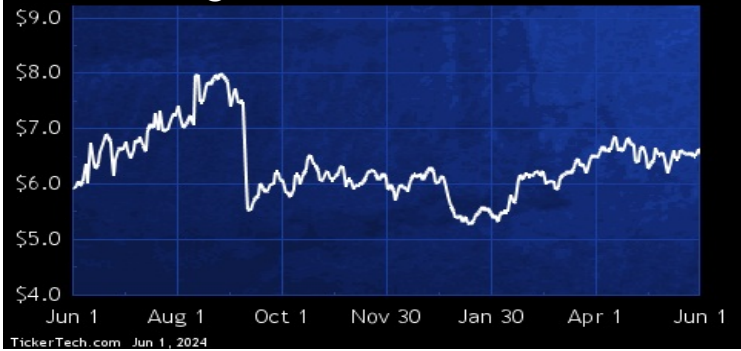
## GRNT DIVIDEND HISTORY



TickerTech.com Jun 1, 2024

## GRNT — 6.6% YIELD

### Granite Ridge Resources Inc

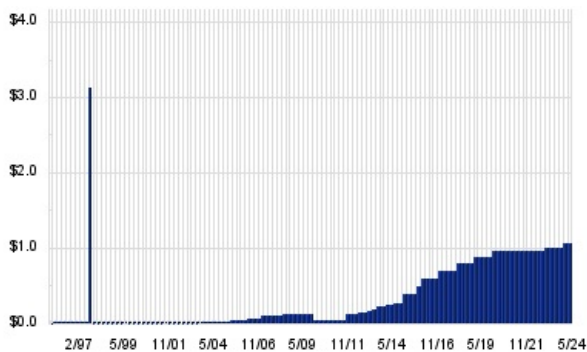


Granite Ridge Resources and its subsidiaries are engaged in purchasing non-operated oil and natural gas assets in basins in North America, and realizing profits through participation in oil and natural gas wells.

## VLO — KEY STATS

Name:	Valero Energy Corp
Stock buyback:	VLO buyback
Website:	<a href="http://www.valero.com">www.valero.com</a>
Sector:	Oil & Gas Refining & Marketing
36 Month Beta:	0.69
Total Market Cap:	\$50,910,000,000
% Held by Institutions:	63.9%
% Held by ETFs:	16.43%

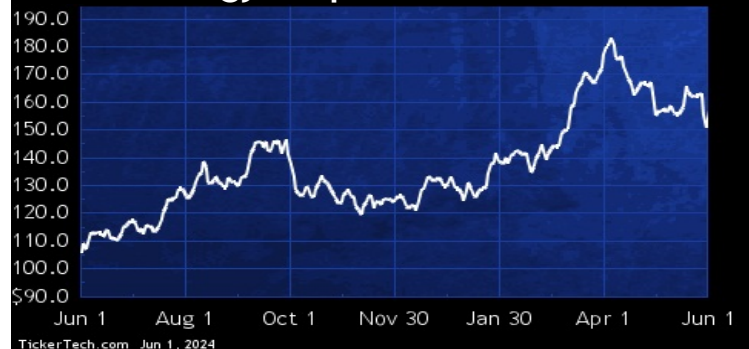
## VLO DIVIDEND HISTORY



TickerTech.com Jun 1, 2024

## VLO — 2.8% YIELD

### Valero Energy Corp



Valero Energy is a multinational manufacturer and marketer of petroleum-based and low-carbon liquid transportation fuels and petrochemical products. Co.'s operations are managed through the following segments: Refining, which includes the operations of its petroleum refineries, the associated activities to market its refined petroleum products, and the logistics assets that support those operations; Renewable Diesel, which includes the operations of its subsidiary, Diamond Green Diesel Holdings LLC, and the associated activities to market renewable diesel; and Ethanol, which includes the operations of its ethanol plants and the associated activities to market its ethanol and co-products.

 **Energy Stock Channel**

 **Dividend Channel**

Nothing in Dividend Channel is intended to be investment advice, nor does it represent the opinion of, counsel from, or recommendations by BNK Invest Inc. or any of its affiliates, subsidiaries or partners. None of the information contained herein constitutes a recommendation that any particular security, portfolio, transaction, or investment strategy is suitable for any specific person. All viewers agree that under no circumstances will BNK Invest, Inc., its subsidiaries, partners, officers, employees, affiliates, or agents be held liable for any loss or damage caused by your reliance on information obtained. By visiting, using or viewing this site, you agree to the following [Full Disclaimer & Terms of Service](#). Video widget and dividend videos powered by Market News Video. Quote data delayed at least 20 minutes; data powered by Ticker Technologies, and Mergent. [Contact Dividend Channel](#); [Meet Our Editorial Staff](#).

