

## 10 Yield Gushing Energy Stocks

<http://www.energystockchannel.com/>

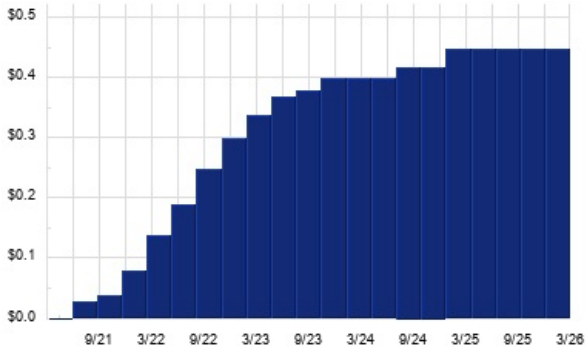
Energy Stock Channel paired our coverage universe of energy stocks, with Dividend Channel's proprietary DividendRank formula, to bring you this list of 10 top ranked energy dividend stocks. The DividendRank formula considers a variety of data – dividend history & yield, book value, quarterly earnings – and compares it to the stock's trading data to come up with certain calculations about profitability and about the stock's valuation (whether we think it looks "cheap" or "expensive"). The result is this list of the top most "interesting" ideas that merit further research.



## NOG – KEY STATS

Name:	Northern Oil & Gas Inc (MN)
Stock buyback:	<a href="#">NOG buyback</a>
Website:	<a href="http://www.northernoil.com">www.northernoil.com</a>
Sector:	<a href="#">Oil &amp; Gas Exploration &amp; Production</a>

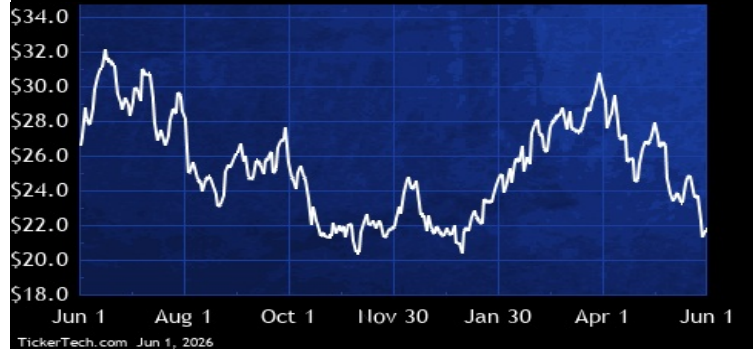
## NOG DIVIDEND HISTORY



TickerTech.com May 30, 2026

## NOG – 8.3% YIELD

### Northern Oil & Gas Inc

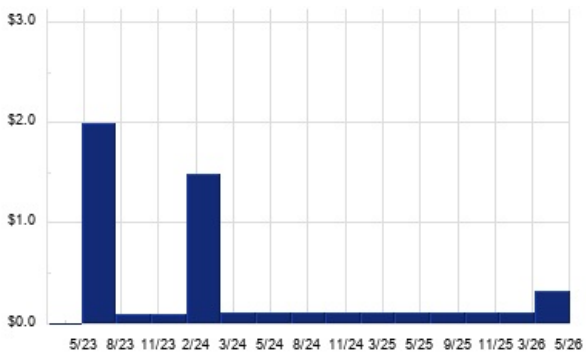


Northern Oil and Gas, Inc. is a real asset company that focuses on acquiring and investing in non-operated minority working and mineral interests in the hydrocarbon producing basins within the contiguous U.S.. Its business is crude oil and natural gas exploration, development, and production with operations in the U.S.. Its 300,000-acre portfolio is distributed across the Williston, Permian and Appalachia Basins. Its portfolio comprises 300,000 acres of low-breakeven land with over 10,000 wells. Diversified by basin and across commodity type, its wells are operated by over 100 public and private operators.

## SD – KEY STATS

Name:	SandRidge Energy Inc
Stock buyback:	<a href="#">SD buyback</a>
Website:	<a href="http://www.sandridgeenergy.com">www.sandridgeenergy.com</a>
Sector:	<a href="#">Oil &amp; Gas Exploration &amp; Production</a>

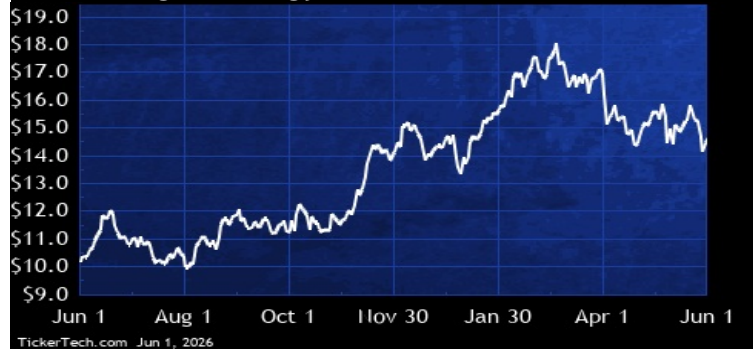
## SD DIVIDEND HISTORY



TickerTech.com Jun 1, 2026

## SD – 3.5% YIELD

### SandRidge Energy Inc

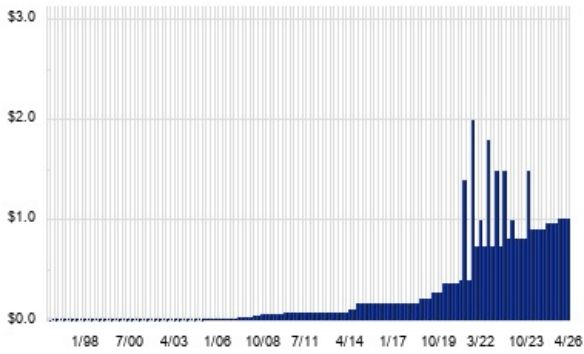


SandRidge Energy, Inc. is an independent oil and gas company engaged in the development, acquisition, and production of oil and gas assets. Its area of operations is the Mid-Continent and Western Anadarko regions in Oklahoma, Texas and Kansas. Its operations are the production, development and acquisition of hydrocarbon resources. It holds interests in about 1,453 gross (849 net) producing wells, over 958 of which it operates and 548,895 gross (364,201 net) total acres under lease. Its productive wells consist of wells that are producing hydrocarbons.

## EOG – KEY STATS

Name: EOG Resources, Inc.  
Website: [www.eogresources.com](http://www.eogresources.com)  
Sector: Oil & Gas Exploration & Production

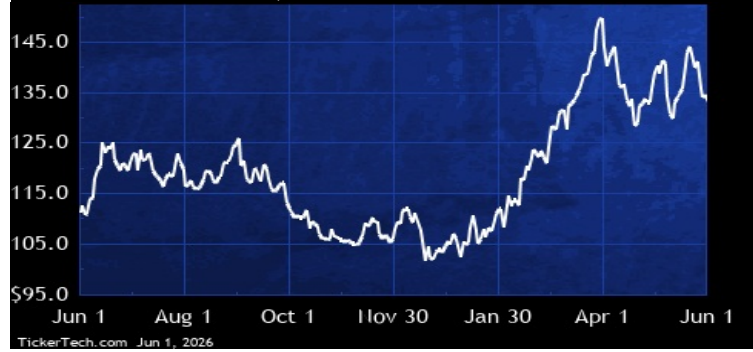
## EOG DIVIDEND HISTORY



TickerTech.com Jun 1, 2026

## EOG – 3.1% YIELD

### EOG Resources, Inc.



TickerTech.com Jun 1, 2026

EOG Resources, Inc. is a crude oil and natural gas exploration and production company. It explores, develops, produces, and markets crude oil, natural gas liquids (NGLs) and natural gas primarily in major producing basins in the U.S., the Republic of Trinidad and Tobago (Trinidad) and, from time to time, selects other international areas. Its operations are located in the basins of the U.S. with a focus on crude oil and, to a lesser extent, natural gas plays. It is focused on the Wolfcamp, Bone Spring, and Leonard plays. The South Texas area includes its Eagle Ford play and its Dorado gas play.

## TTE – KEY STATS

Name: TotalEnergies SE  
Website: [www.total.com](http://www.total.com)  
Sector: Oil & Gas Exploration & Production

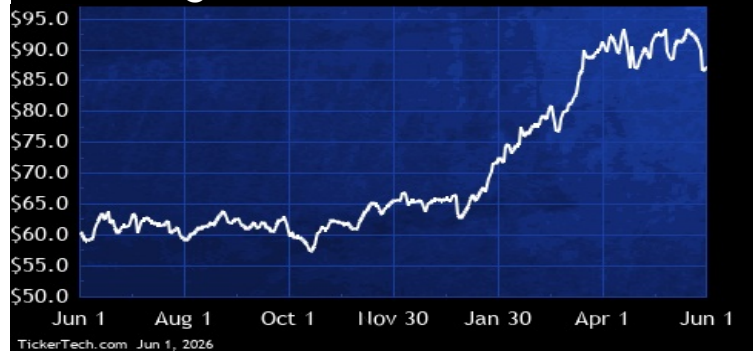
## TTE DIVIDEND HISTORY



TickerTech.com Jun 1, 2026

## TTE – 3.9% YIELD

### TotalEnergies SE



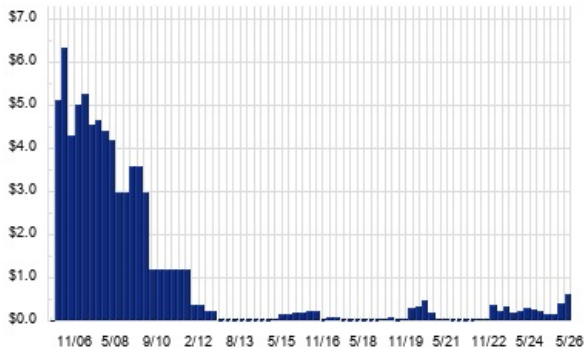
TickerTech.com Jun 1, 2026

TotalEnergies SE is a France-based oil and gas company. It operates through four segments: Exploration and Production, Gas, Renewables & Power, Refining & Chemicals and Marketing & Services. Exploration & Production encompasses the exploration and production activities. Gas, Renewables & Power comprises gas activities conducted downstream of the production process and concerns natural gas, liquefied natural gas (LNG) and liquefied petroleum gas (LPG), as well as power generation, gas and power trading and marketing. It also develops renewable energy activities (excluding biotechnologies) and the power storage.

## DHT – KEY STATS

Name:	DHT Holdings Inc
Stock buyback:	DHT buyback
Website:	<a href="http://www.dhtankers.com">www.dhtankers.com</a>
Sector:	Oil & Gas Equipment & Services

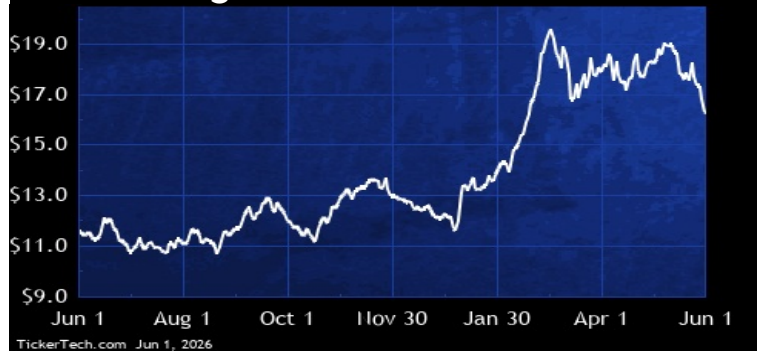
## DHT DIVIDEND HISTORY



TickerTech.com May 30, 2026

## DHT – 15.7% YIELD

### DHT Holdings Inc

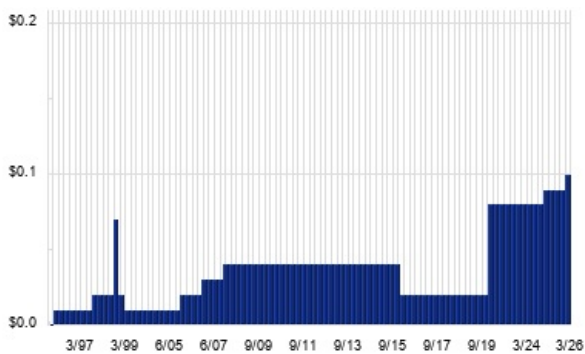


DHT Holdings, Inc. is an independent crude oil tanker company. Co.'s fleet trades internationally and consists of crude oil tankers in the Very Large Crude Carriers (VLCC) segment. Its primary business is operating a fleet of crude oil tankers, with a secondary activity of providing technical management services. Co. operates its vessels through its subsidiary management companies in Monaco, Norway, Singapore, and India. Its principal activity is the ownership and operation of a fleet of crude oil carriers. It has approximately 28 vessels in operation. The fleet operates globally on international routes.

## RRC – KEY STATS

Name:	Range Resources Corp
Website:	<a href="http://www.rangeresources.com">www.rangeresources.com</a>
Sector:	Oil & Gas Exploration & Production

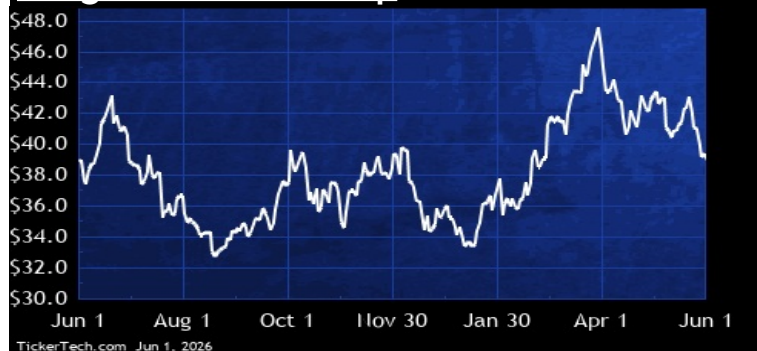
## RRC DIVIDEND HISTORY



TickerTech.com Jun 1, 2026

## RRC – 1.0% YIELD

### Range Resources Corp

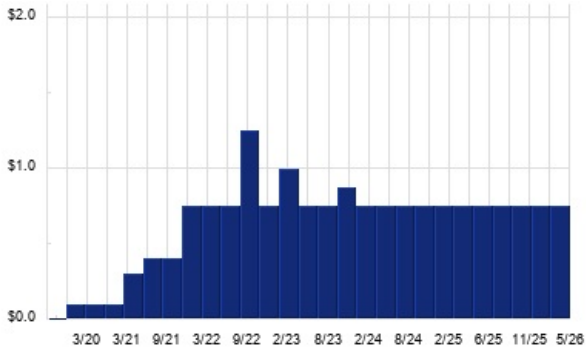


Range Resources Corporation is an independent natural gas, natural gas liquids (NGLs) and crude oil and condensate company. Co. is engaged in the exploration, development and acquisition of natural gas and oil properties in the Appalachian region of the U.S.. Its principal area of operations is the Marcellus Shale in Pennsylvania. Its properties consist of interests in developed and undeveloped natural gas and oil leases. It owns approximately 1,466 net producing wells in Pennsylvania. It has an unbooked resource potential within the Marcellus, Utica/Point Pleasant and Upper Devonian formations. Its exploration and production operations are limited to the onshore U.S..

## FLNG – KEY STATS

Name:	Flex LNG Ltd
Website:	<a href="http://www.flexlng.com">www.flexlng.com</a>
Sector:	Oil & Gas Equipment & Services

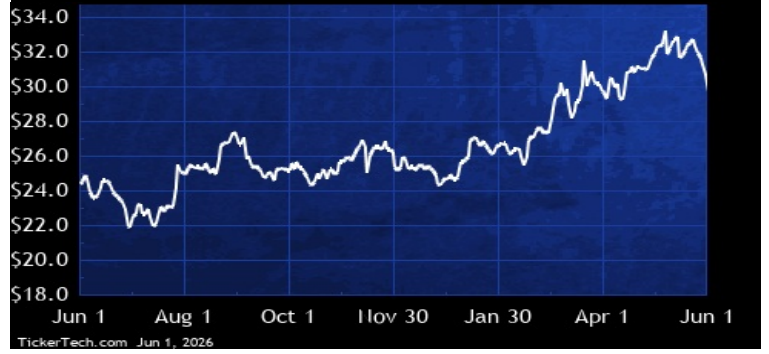
## FLNG DIVIDEND HISTORY



TickerTech.com May 31, 2026

## FLNG – 10.1% YIELD

### Flex LNG Ltd

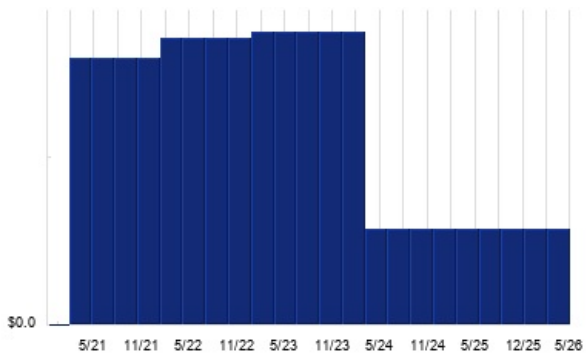


FLEX LNG Ltd. is an owner and commercial operator of fuel efficient, fifth generation liquefied natural gas (LNG) carriers. Co.'s business is focused on the operation of its long-term charters for its fleet. It owns and operates about nine M-type, Electronically Controlled, Gas Injection (MEGI) LNG carriers, of which four have partial re-liquefaction systems installed and three have full re-liquefaction systems installed, and four Generation X Dual Fuel (X-DF) LNG carriers.

## DEC – KEY STATS

Name:	Diversified Energy Company
Website:	<a href="http://www.dgoc.com">www.dgoc.com</a>
Sector:	Oil & Gas Exploration & Production

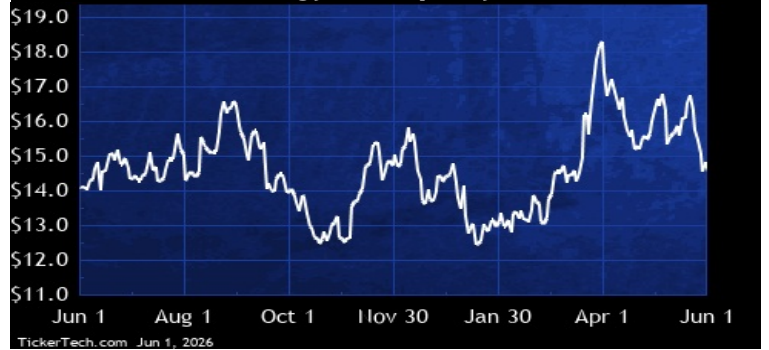
## DEC DIVIDEND HISTORY



TickerTech.com May 30, 2026

## DEC – 8.0% YIELD

### Diversified Energy Company

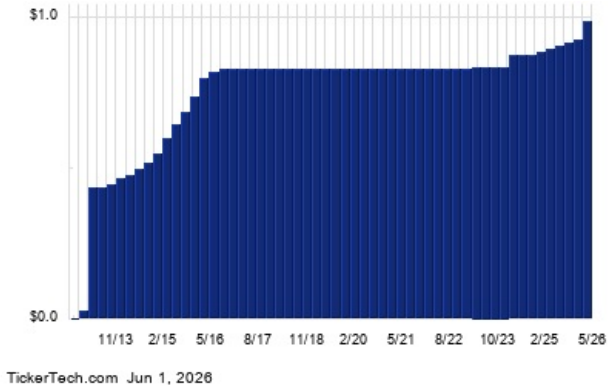


Diversified Energy is an independent energy company engaged in the production, marketing and transportation of primarily natural gas related to its synergistic U.S. onshore upstream and midstream assets. Co.'s assets are located within the Appalachian Basin of the U.S. and have expanded into the Central Region, consisting of the Cotton Valley, Haynesville and Barnett shales located in the states of Louisiana, Texas and Oklahoma.

## SUN — KEY STATS

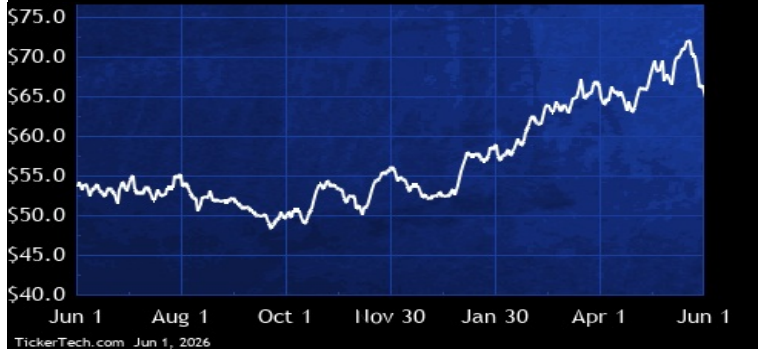
Name: Sunoco LP  
Website: [www.sunocolp.com](http://www.sunocolp.com)  
Sector: Oil & Gas Refining & Marketing

## SUN DIVIDEND HISTORY



## SUN — 6.1% YIELD

### Sunoco LP

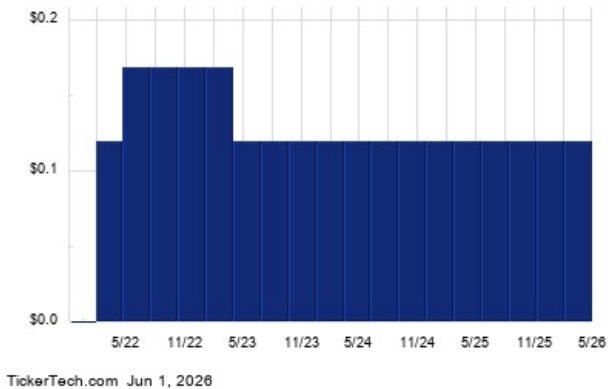


Sunoco LP is an energy infrastructure and fuel distribution master limited partnership operating in over 40 U.S. states, Puerto Rico, Europe, and Mexico. Its midstream operations include a network of approximately 14,000 miles of pipeline and over 100 terminals. Its segments include Fuel Distribution, Pipeline Systems and Terminals. The Fuel Distribution segment supplies motor fuel to independently operated dealer stations, distributors, commission agents and other consumers.

## CRGY — KEY STATS

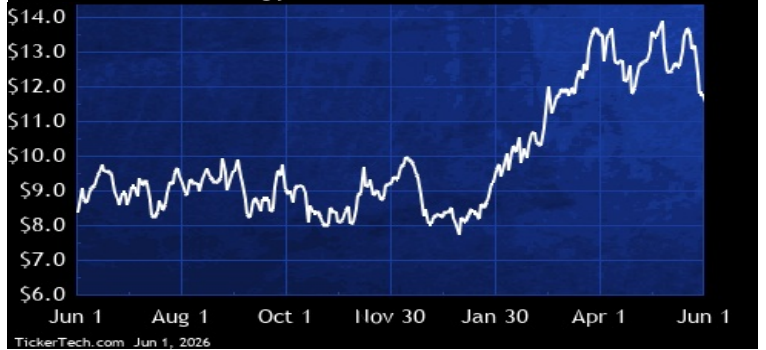
Name: Crescent Energy Co  
Sector: Oil & Gas Exploration & Production

## CRGY DIVIDEND HISTORY



## CRGY — 4.2% YIELD

### Crescent Energy Co



Crescent Energy Co. is an energy company. Co.'s operations are focused on Texas and the Rockies with active development in the Eagle Ford and Uinta basins. It also operates conventional assets in Wyoming, where it is active in carbon capture, use and storage (CCUS). It is an operator in the Eagle Ford with a proven ability to scale and safely capture operational upside. It operates in both the oil and condensate windows of the Eagle Ford. Its Uinta position has a large inventory of low-risk undeveloped locations with significant resource potential across multiple, prolific formations.

 **Energy Stock Channel**

 **Dividend Channel**

Nothing in Dividend Channel is intended to be investment advice, nor does it represent the opinion of, counsel from, or recommendations by BNK Invest Inc. or any of its affiliates, subsidiaries or partners. None of the information contained herein constitutes a recommendation that any particular security, portfolio, transaction, or investment strategy is suitable for any specific person. All viewers agree that under no circumstances will BNK Invest, Inc., its subsidiaries, partners, officers, employees, affiliates, or agents be held liable for any loss or damage caused by your reliance on information obtained. By visiting, using or viewing this site, you agree to the following [Full Disclaimer & Terms of Service](#). Video widget and dividend videos powered by Market News Video. Quote data delayed at least 20 minutes; data powered by Ticker Technologies, and Mergent. [Contact Dividend Channel](#); [Meet Our Editorial Staff](#).