

10 Yield Gushing Energy Stocks

<http://www.energystockchannel.com/>

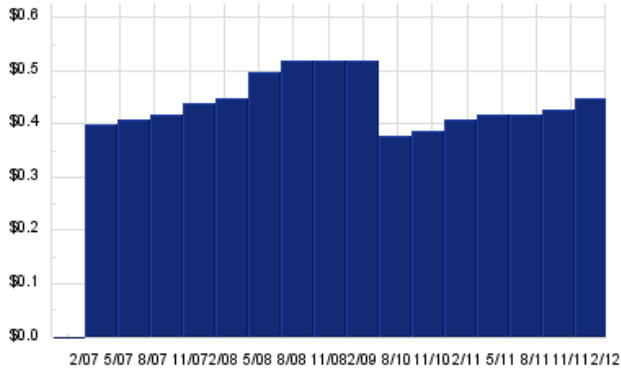
Energy Stock Channel paired our coverage universe of energy stocks, with Dividend Channel's proprietary DividendRank formula, to bring you this list of 10 top ranked energy dividend stocks. The DividendRank formula considers a variety of data – dividend history & yield, book value, quarterly earnings – and compares it to the stock's trading data to come up with certain calculations about profitability and about the stock's valuation (whether we think it looks "cheap" or "expensive"). The result is this list of the top most "interesting" ideas that merit further research.



BBEP — Key Stats

Name:	BreitBurn Energy Partners LP
Website:	www.breitburn.com
Sector:	Oil & Gas Exploration & Production
36 Month Beta:	0.36
Total Market Cap:	\$1,348,000,000
% Held by Institutions:	32.53%
% Held by ETFs:	0.15%

BBEP Dividend History



TickerTech.com Mar 15, 2012

BBEP — 9.3% Yield

BreitBurn Energy Partners LP

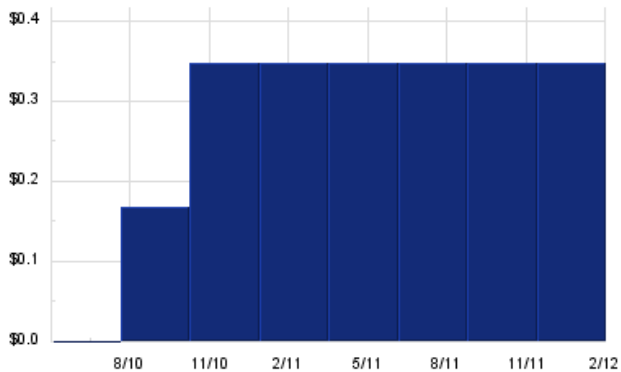


BreitBurn Energy Partners is an independent oil and gas partnership focused on the acquisition, exploitation and development of oil and gas properties in the U.S. Co.'s assets consist primarily of producing and non-producing crude oil and natural gas reserves located mainly in the Antrim Shale and other non-Antrim formations in Michigan, the Los Angeles Basin in California, the Wind River and Big Horn Basins in central Wyoming, the Sunniland Trend in Florida and the New Albany Shale in Indiana and Kentucky. As of Dec 31 2010, Co.'s total estimated proved reserves were 118.9 million barrels of oil equivalent, of which approximately 65.0 % was natural gas and 35.0% was crude oil.

NKA — Key Stats

Name:	Niska Gas Storage Partners LLC
Website:	www.niskapartners.com
Sector:	Oil & Gas Exploration & Production
36 Month Beta:	1.12
Total Market Cap:	\$323,000,000
% Held by Institutions:	NA%
% Held by ETFs:	0.72%

NKA Dividend History



TickerTech.com Mar 15, 2012

NKA — 15.2% Yield

Niska Gas Storage Partners LLC

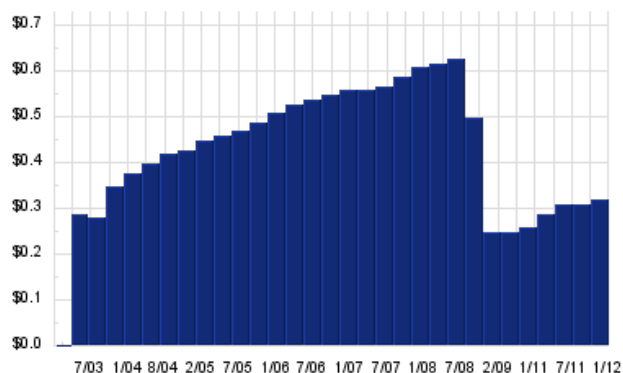


Niska Gas Storage Partners owns and operates natural gas storage assets. Co. stores natural gas for a range of customers, such as financial institutions, marketers, pipelines, power generators, utilities and producers of natural gas. Co. provides storage services under Long-Term Firm contracts, whereby customers pay monthly reservation fees in exchange for the right to inject, store and withdraw volumes of natural gas on days and for periods selected by them. Co. also provides services under Short-Term Firm contracts, whereby customer pays a fixed fee to inject certain quantity of natural gas on a specified date or dates and to store that gas in Co.'s storage facilities until withdrawa.

XTEX – Key Stats

Name:	Crosstex Energy LP
Website:	www.crosstexenergy.com
Sector:	Oil & Gas Refining & Marketing

XTEX Dividend History



TickerTech.com Mar 15, 2012

XTEX – 7.5% Yield

Crosstex Energy LP

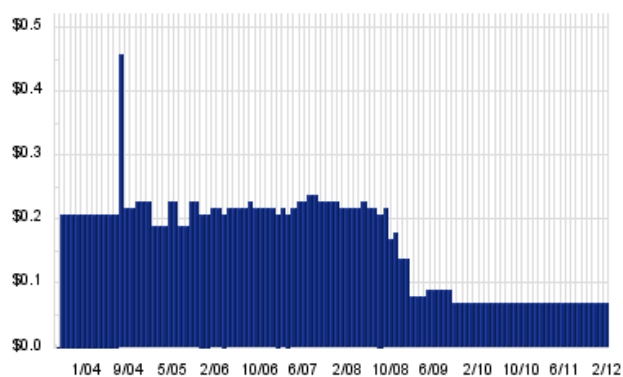


Crosstex Energy is engaged in the gathering, processing, transmission and marketing of natural gas and natural gas liquids (NGLs). Co. processes natural gas for the removal of NGLs, fractionate NGLs into purity products and market those products for a fee, transports natural gas and provides natural gas to a variety of markets. Co. purchases natural gas from natural gas producers and other supply sources and sells that natural gas to utilities, industrial consumers, other marketers and pipelines. Co. also purchases natural gas from producers not connected to its gathering systems for resale and sells natural gas on behalf of producers.

PGH – Key Stats

Name:	Pengrowth Energy Corp
Website:	www.pengrowth.com
Sector:	Oil & Gas Exploration & Production
36 Month Beta:	1.57
Total Market Cap:	\$3,268,000,000
% Held by Institutions:	35.14%
% Held by ETFs:	0.17%

PGH Dividend History



TickerTech.com Mar 15, 2012

PGH – 8.5% Yield

Pengrowth Energy Corp

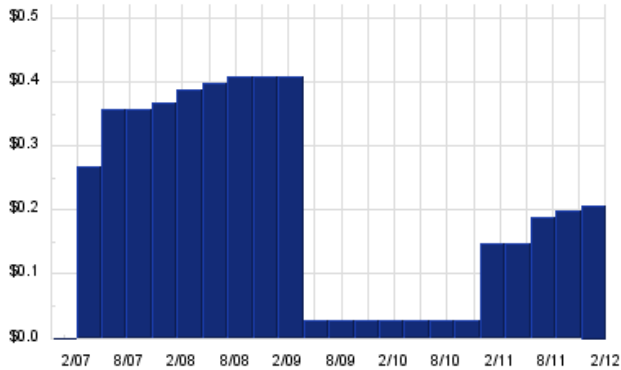


Pengrowth Energy is a Canadian resource company that is engaged in the production, development, exploration and acquisition of oil and natural gas assets. As of Dec 31 2010, total gross proved reserves for light and medium oil consisted of 80,746 thousands of barrels ("Mbbbl"), heavy oil consisted of 15,138 Mbbbl, natural gas liquids consisted of 20,726 Mbbbl, natural gas consisted of 531,374 millions of cubic feet ("MMcf") and coal bed methane consisted of 48,262 MMcf.

EROC – Key Stats

Name:	Eagle Rock Energy Partners LP
Website:	www.eaglerockenergy.com
Sector:	Oil & Gas Equipment & Services
36 Month Beta:	0.58
Total Market Cap:	\$1,383,000,000
% Held by Institutions:	61.14%
% Held by ETFs:	0.01%

EROC Dividend History



TickerTech.com Mar 15, 2012

EROC – 8.0% Yield

Eagle Rock Energy Partners LP



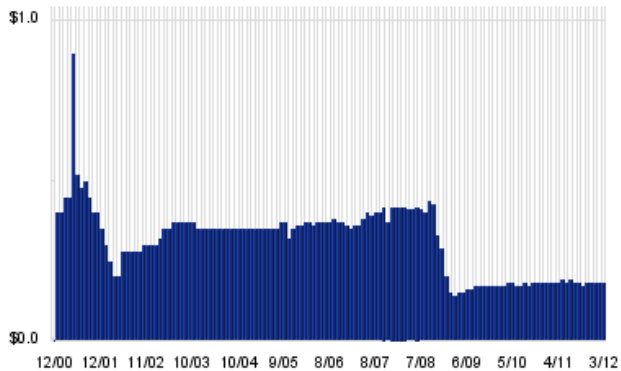
TickerTech.com Mar 15, 2012

Eagle Rock Energy Partners is a limited partnership engaged in the business of gathering, compressing, treating, processing and transporting natural gas, fractionating and transporting natural gas liquids (NGLs) and marketing natural gas, condensate and NGLs in the Texas Panhandle, East Texas/Louisiana, South Texas, West Texas and Gulf of Mexico regions; and acquiring, developing and producing interests in oil and natural gas properties in Southern Alabama, East Texas, South Texas and West Texas. At Dec 31 2010, Co.'s proved reserves included about 38.40 billion cubic feet of natural gas, 8.7 million barrels of crude oil, and 6.2 million barrels of NGLs, of which 89.0% were proved developed.

ERF – Key Stats

Name:	Enerplus Corp
Website:	www.enerplus.com
Sector:	Oil & Gas Exploration & Production
36 Month Beta:	1.17
Total Market Cap:	\$4,274,000,000
% Held by Institutions:	32.15%
% Held by ETFs:	0.33%

ERF Dividend History



TickerTech.com Mar 15, 2012

ERF – 9.3% Yield

Enerplus Corp



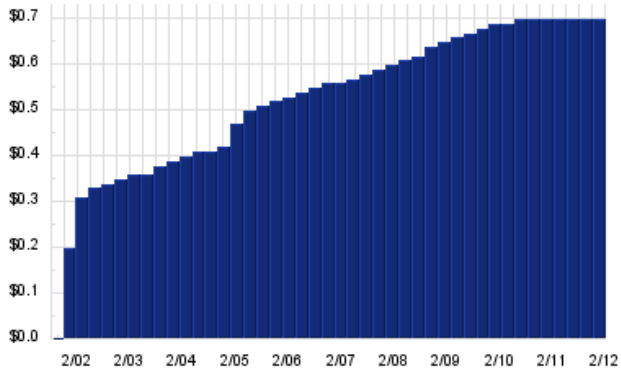
TickerTech.com Mar 15, 2012

Enerplus is engaged in acquiring, exploiting and operating crude oil and natural gas assets for the benefit of Co. As of Dec 31 2010, Co.'s net proved reserves of light and medium oil, heavy oil, natural gas liquids, natural gas and shale gas amounted to 68,508,000 barrels, 23,963,000 barrels, 6,019,000 barrels, 473,896,000,000 cubic feet and 41,815,000,000 cubic feet, respectively.

NRGY – Key Stats

Name:	Inergy L.P.
Website:	www.inerylp.com
Sector:	Oil & Gas Equipment & Services
36 Month Beta:	0.80
Total Market Cap:	\$1,942,000,000
% Held by Institutions:	31.69%
% Held by ETFs:	0.24%

NRGY Dividend History



TickerTech.com Mar 15, 2012

NRGY – 17.8% Yield

Inergy L.P.

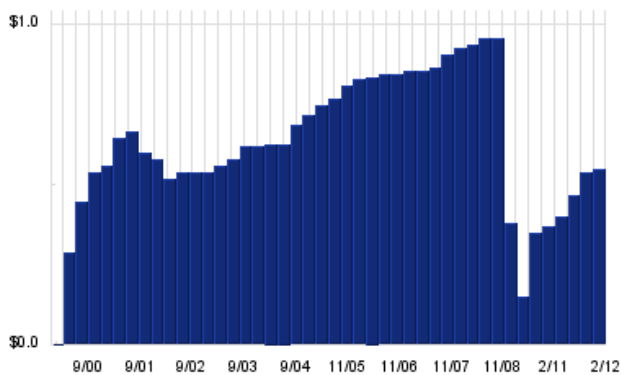


Inergy owns and operates a retail and wholesale propane supply, marketing and distribution business. As of Oct 31 2011, Co. served retail customers in 33 states from 338 customer service centers. Co.'s wholesale supply, marketing and distribution business provides propane procurement, transportation and supply and price risk management services to its customer service centers, as well as to independent dealers, multistate marketers, and petrochemical companies, among others. Co. also owns and operates a midstream business with natural gas storage and transportation operations, natural gas liquid processing, fractionation, storage and marketing operations, and salt production operations.

APL – Key Stats

Name:	Atlas Pipeline Partners LP
Website:	www.atlaspipeline.com
Sector:	Oil & Gas Equipment & Services

APL Dividend History



TickerTech.com Mar 15, 2012

APL – 5.9% Yield

Atlas Pipeline Partners LP

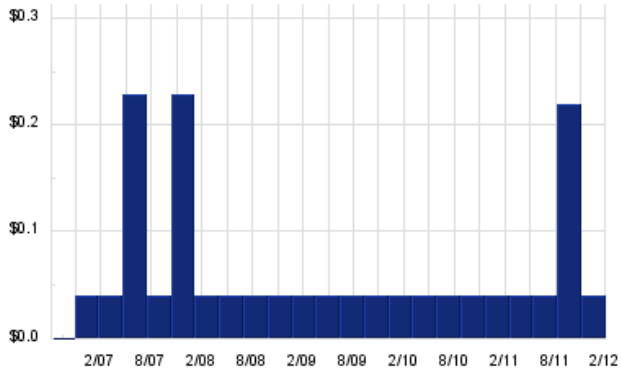


Atlas Pipeline Partners is provider of natural gas gathering, processing and treating services in the Anadarko and Permian Basins located in the southwestern and mid-continent regions of the U.S. and a provider of natural gas gathering services in the Appalachian Basin in the northeastern region of the U.S. As of Dec 31 2010, Co. had two reportable segments: Mid-Continent, in which it owned and operated five natural gas processing plants with aggregate capacity of approximately 520.0 million cubic feet per day; and Appalachia, in which operations are conducted through its 49.0% non-controlling ownership interest in the Laurel Mountain Midstream, LLC joint venture.

DK – Key Stats

Name:	Delek US Holdings Inc
Website:	www.DelekUS.com
Sector:	Oil & Gas Refining & Marketing
36 Month Beta:	1.09
Total Market Cap:	\$854,000,000
% Held by Institutions:	21.04%
% Held by ETFs:	1.33%

DK Dividend History



TickerTech.com Mar 15, 2012

DK – 1.1% Yield

Delek US Holdings Inc

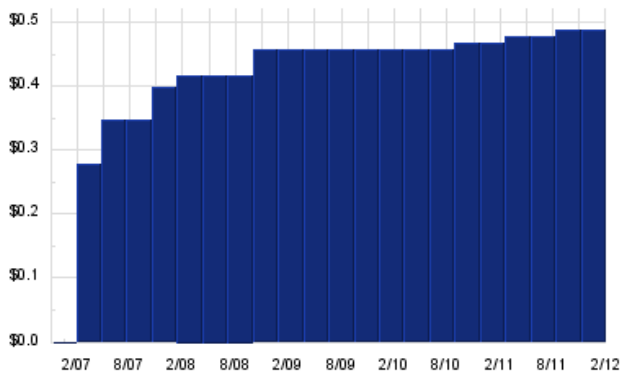


Delek US Holdings is a holding company focused on petroleum refining, wholesale sales of refined products and retail marketing. Co. has three segments. The refining segment operates a refinery in Tyler, TX. The marketing segment sells refined products on a wholesale basis in west Texas through Co.-owned and third-party operating terminals. The retail segment markets gasoline, diesel and other refined petroleum products, and convenience merchandise through a network of Co.-operated retail fuel and convenience stores. As of Dec 31 2010, Co. also owned a 34.6% equity interest in Lion Oil Company, which owns and operates a refinery located in El Dorado, AR.

EXLP – Key Stats

Name:	Exterran Partners LP
Website:	www.exterran.com
Sector:	Oil & Gas Equipment & Services

EXLP Dividend History



TickerTech.com Mar 15, 2012

EXLP – 8.4% Yield

Exterran Partners LP



Exterran Partners is engaged in acquiring certain contract operations customer service agreements and a compressor fleet used to provide compression services under those agreements. Co.'s contract operations services include designing, sourcing, owning, installing, operating, servicing, repairing and maintaining equipment to provide natural gas compression to its customers. Co. also monitors its customers' compression services requirements over time and, as necessary, modifies the level of services and related equipment it employs to address changing operating conditions.

 **Energy Stock Channel**

 **Dividend Channel**

Nothing in Dividend Channel is intended to be investment advice, nor does it represent the opinion of, counsel from, or recommendations by BNK Invest Inc. or any of its affiliates, subsidiaries or partners. None of the information contained herein constitutes a recommendation that any particular security, portfolio, transaction, or investment strategy is suitable for any specific person. All viewers agree that under no circumstances will BNK Invest, Inc., its subsidiaries, partners, officers, employees, affiliates, or agents be held liable for any loss or damage caused by your reliance on information obtained. By visiting, using or viewing this site, you agree to the following [Full Disclaimer & Terms of Service](#). Video widget and dividend videos powered by Market News Video. Quote data delayed at least 20 minutes; [data powered by Ticker Technologies](#), and Mergent. [Contact Dividend Channel](#); [Meet Our Editorial Staff](#).