

10 Yield Gushing Energy Stocks

<http://www.energystockchannel.com/>

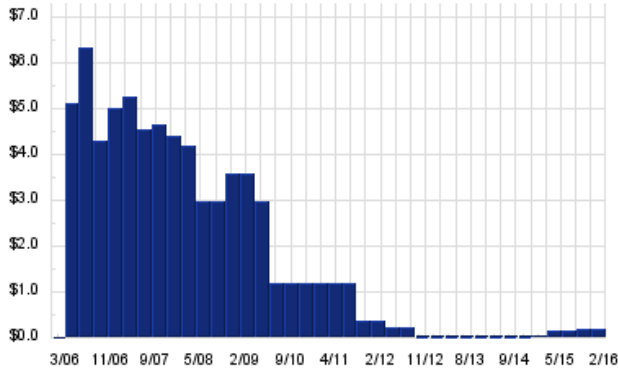
Energy Stock Channel paired our coverage universe of energy stocks, with Dividend Channel's proprietary DividendRank formula, to bring you this list of 10 top ranked energy dividend stocks. The DividendRank formula considers a variety of data – dividend history & yield, book value, quarterly earnings – and compares it to the stock's trading data to come up with certain calculations about profitability and about the stock's valuation (whether we think it looks "cheap" or "expensive"). The result is this list of the top most "interesting" ideas that merit further research.



DHT – Key Stats

Name:	DHT Holdings, Inc.
Website:	www.dhtankers.com
Sector:	Oil & Gas Equipment & Services
36 Month Beta:	1.07
Total Market Cap:	\$540,000,000
% Held by Institutions:	91.1%
% Held by ETFs:	3.65%

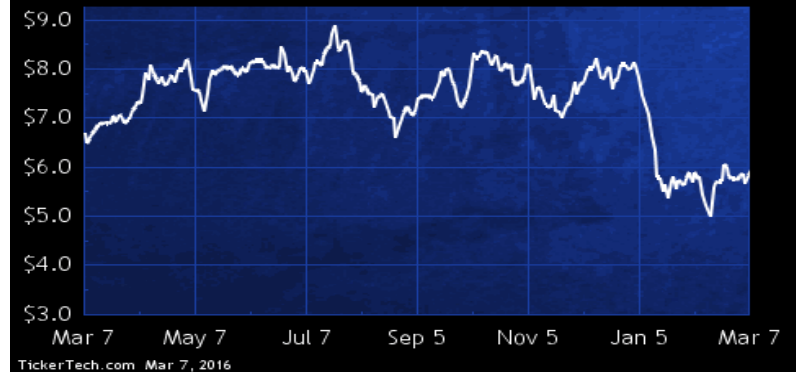
DHT Dividend History



TickerTech.com Mar 7, 2016

DHT – 14.2% Yield

DHT Holdings, Inc.



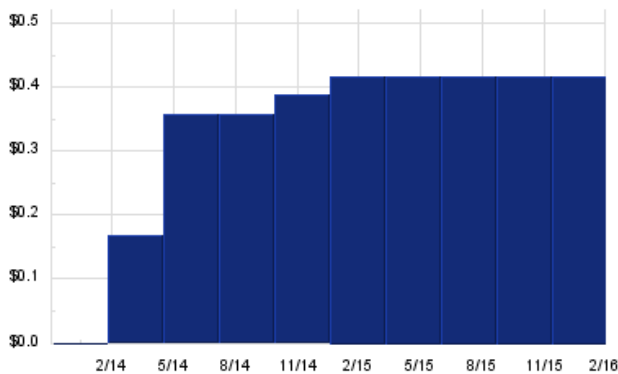
TickerTech.com Mar 7, 2016

Co. is a holding company. Through its subsidiaries, Co. operates a fleet of crude oil tankers. As of Mar. 10, 2015, Co.'s fleet consisted of 18 crude oil tankers, including 14 very large crude carriers, 2 Suezmax tankers, and 2 Aframax tankers. The fleet in operation consists of 14 very large crude carriers, which are tankers ranging in size from 200,000 to 320,000 deadweight tons, two Suezmax tankers, which are tankers ranging in size from 130,000 to 170,000 dwt and two Aframax tankers, which are tankers ranging in size from 80,000 to 120,000 dwt. Co.'s fleet principally operates on international routes and its fleet in operation had a combined carrying capacity of 4,910,160 dwt.

DLNG – Key Stats

Name:	Dynagas LNG Partners LP
Website:	www.dynagaspartners.com
Sector:	Oil & Gas Equipment & Services

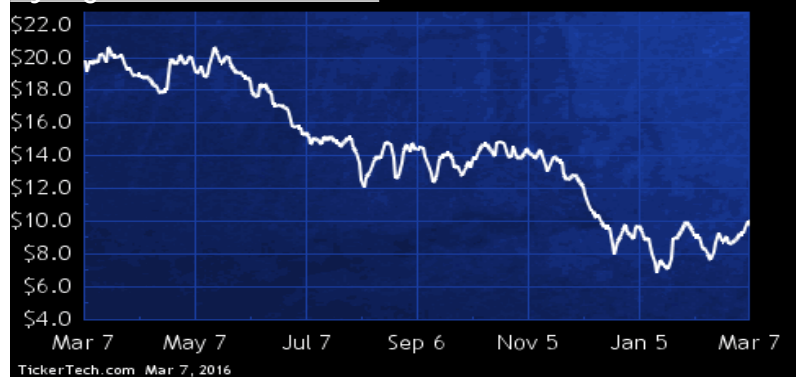
DLNG Dividend History



TickerTech.com Mar 7, 2016

DLNG – 17.4% Yield

Dynagas LNG Partners LP



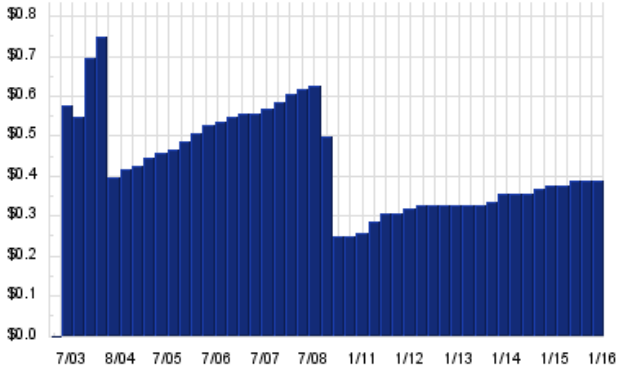
TickerTech.com Mar 7, 2016

Dynagas LNG Partners is a limited partnership focused on owning and operating LNG carriers. Co.'s vessels are employed on multi-year time charters, of two years or more, with international energy companies. Co.'s fleet consists of three LNG carriers each with a capacity of 149,700 cubic meters, operating under multi-year charters with BG Group, Gazprom and Statoil. The Optional Vessels consists of seven fully winterized newbuilding LNG carriers, two of which have been contracted to operate under multi-year charters with Gazprom and Cheniere. The capacity of these vessels range from 155,000 to 162,000 cubic meters.

ENLK – Key Stats

Name:	EnLink Midstream Partners LP
Website:	www.crosstenergy.com
Sector:	Oil & Gas Refining & Marketing
36 Month Beta:	1.66
Total Market Cap:	\$3,597,000,000
% Held by Institutions:	37.52%
% Held by ETFs:	0.32%

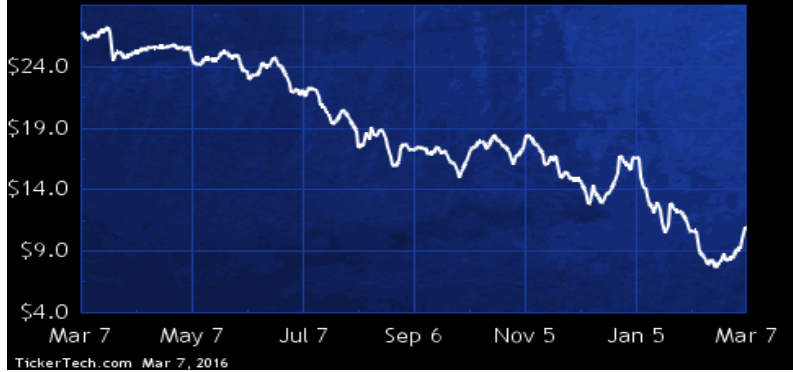
ENLK Dividend History



TickerTech.com Mar 7, 2016

ENLK – 14.4% Yield

EnLink Midstream Partners LP

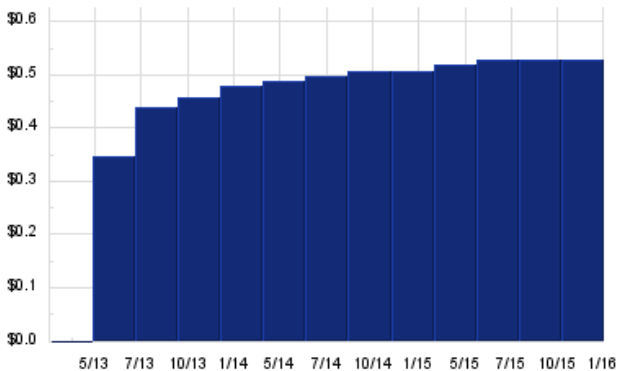


EnLink Midstream Partners provides midstream energy services, including gathering, transmission, processing, and fractionation and marketing to producers of natural gas, natural gas liquids (NGLs), crude oil and condensate. Co. has five reportable segments: South Louisiana processing, crude and NGL, which includes its processing and NGL assets in South Louisiana; Louisiana, which includes its pipelines and processing plants in Louisiana; North Texas, which includes its activities in the Barnett Shale and Permian Basin; Ohio River Valley, which includes its activities in the Utica and Marcellus Shales; and Corporate, which includes its equity investment in Howard Energy Partners.

USAC – Key Stats

Name:	USA Compression Partners, LP
Website:	www.usacpartners.com
Sector:	Oil & Gas Equipment & Services
36 Month Beta:	1.08
Total Market Cap:	\$388,000,000
% Held by Institutions:	58.07%
% Held by ETFs:	0.01%

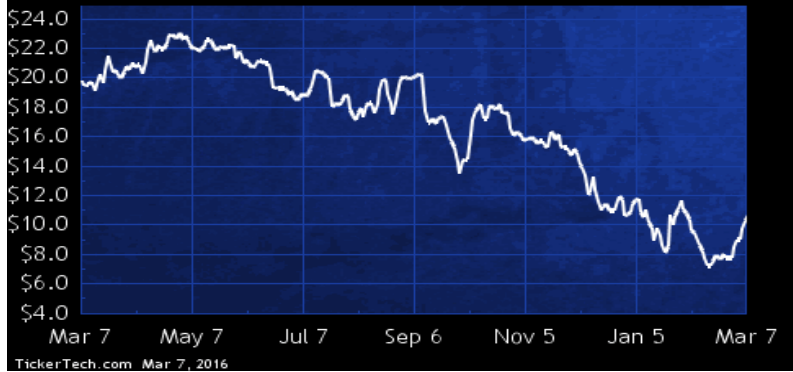
USAC Dividend History



TickerTech.com Mar 7, 2016

USAC – 19.6% Yield

USA Compression Partners, LP

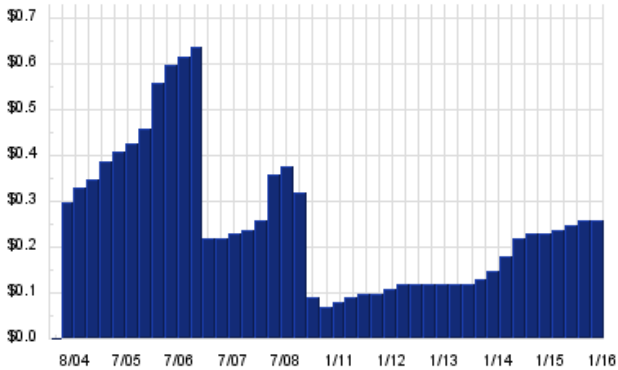


USA Compression Partners is a limited partnership engaged as a provider of compression services primarily in connection with infrastructure applications, including both allowing for the processing and transportation of natural gas through the domestic pipeline system and crude oil production through artificial lift processes. As such, Co.'s compression services engaged in the production, processing and transportation of both natural gas and crude oil. Co. provides compression services throughout the U.S., including the Utica, Marcellus, Permian Basin, Eagle Ford, Mississippi Lime, Granite Wash, Woodford, Barnett, Haynesville and Fayetteville shales.

ENLC – Key Stats

Name:	EnLink Midstream LLC
Website:	www.enlink.com
Sector:	Oil & Gas Equipment & Services
36 Month Beta:	2.11
Total Market Cap:	\$1,813,000,000
% Held by Institutions:	20.73%
% Held by ETFs:	0.32%

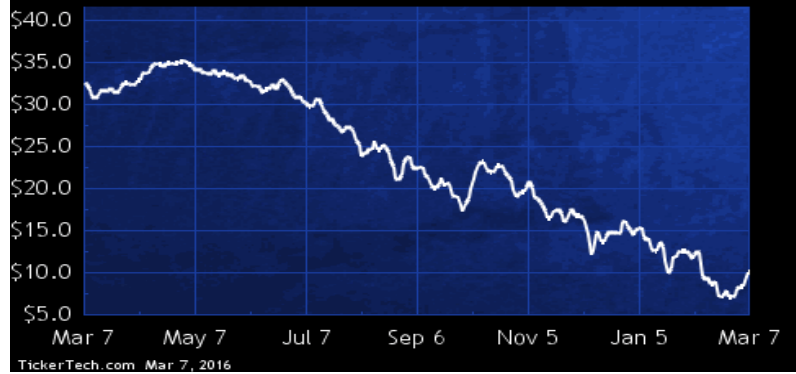
ENLC Dividend History



TickerTech.com Mar 7, 2016

ENLC – 10.1% Yield

EnLink Midstream LLC

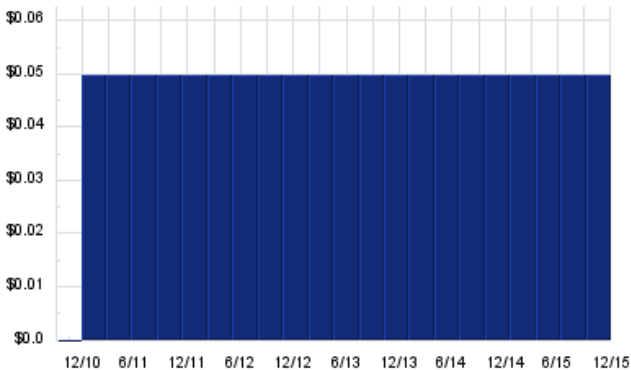


EnLink Midstream is engaged as a natural gas transmission company. Co.'s assets consist of equity interests in EnLink Midstream Partners, LP (the Partnership) and EnLink Midstream Holdings, LP (Midstream Holdings). The Partnership is a limited partnership engaged in the gathering, transmission, processing and marketing of natural gas and natural gas liquids, or NGLs, condensate and crude oil, as well as providing crude oil, condensate and brine services to producers. Midstream Holdings is a partnership held by Co. engaged in the gathering, transmission and processing of natural gas.

NNA – Key Stats

Name:	Navios Maritime Acquisition Corp
Stock buyback:	NNA buyback
Website:	www.navios.com
Sector:	Oil & Gas Equipment & Services
36 Month Beta:	1.52
Total Market Cap:	\$258,000,000
% Held by Institutions:	29.36%
% Held by ETFs:	1.49%

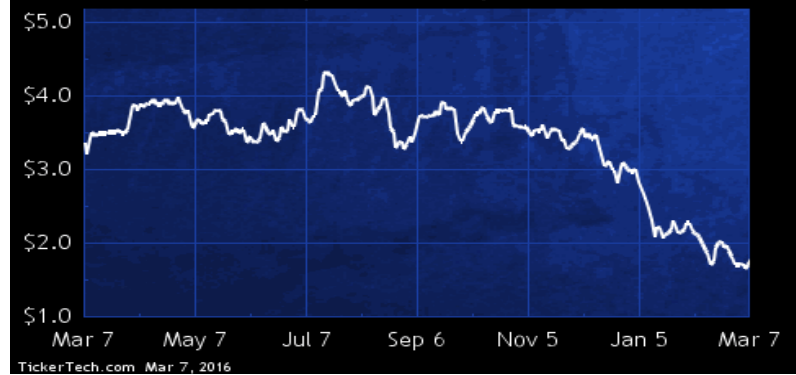
NNA Dividend History



TickerTech.com Mar 7, 2016

NNA – 11.2% Yield

Navios Maritime Acquisition Corp

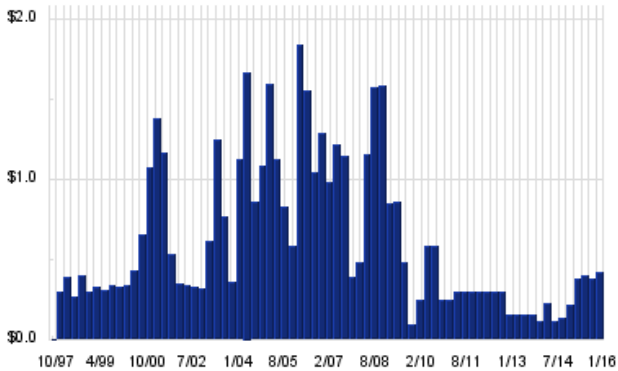


Navios Maritime Acquisition is an owner and operator of a fleet of modern crude oil, refined petroleum product and chemical tankers providing worldwide marine transportation services. Co. charters its vessels to international oil companies, refiners and large vessel operators under long, medium and short-term charters. Co.'s fleet consists of approximately 39 double-hulled tanker vessels, aggregating approximately 4.1 million deadweight tons, or dwt. The fleet includes: 8 VLCC tankers, which transport crude oil; 8 Long Range 1 product tankers; 19 Medium Range 2 product tankers; and 4 chemical tankers, which transport refined petroleum products and bulk liquid chemicals.

NAT — Key Stats

Name:	Nordic American Tankers Ltd
Stock buyback:	NAT buyback
Website:	www.nat.bm
Sector:	Oil & Gas Equipment & Services
36 Month Beta:	0.81
Total Market Cap:	\$1,194,000,000
% Held by Institutions:	45.89%
% Held by ETFs:	3.06%

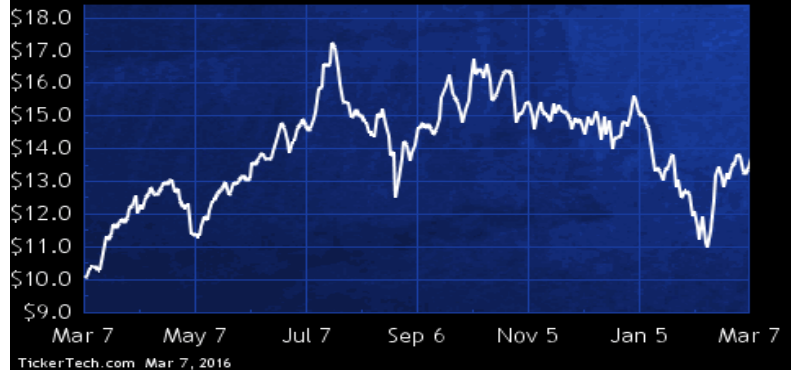
NAT Dividend History



TickerTech.com Mar 7, 2016

NAT — 12.5% Yield

Nordic American Tankers Ltd

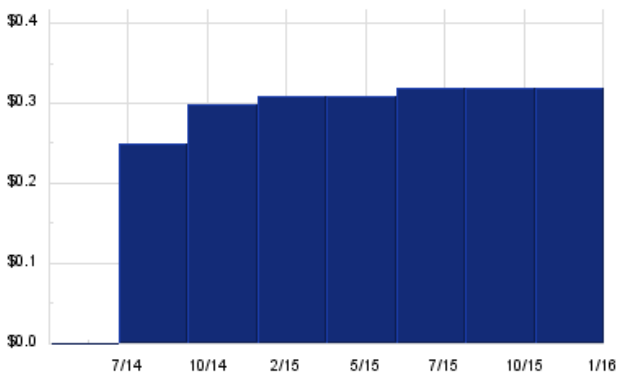


Nordic American Tanker Shipping is an international tanker company. Co. is engaged in owning and operating double hull Suezmax crude oil tankers. Co. is an international tanker company that owns 20 Suezmax tankers. The 20 vessels Co. operates average approximately 156,000 dwt each. Co.'s Suezmax tankers are interchangeable assets within the Orion Tankers pool, because any pool vessel may be offered to the charterer for any voyage. Co.'s Suezmax vessel can carry one million barrels of oil. The Suezmax vessel is highly versatile, able to be utilized on most long-haul trade routes.

ENBL — Key Stats

Name:	Enable Midstream Partners L.P.
Website:	www.enablemidstream.com
Sector:	Oil & Gas Equipment & Services

ENBL Dividend History



TickerTech.com Mar 7, 2016

ENBL — 18.5% Yield

Enable Midstream Partners L.P.

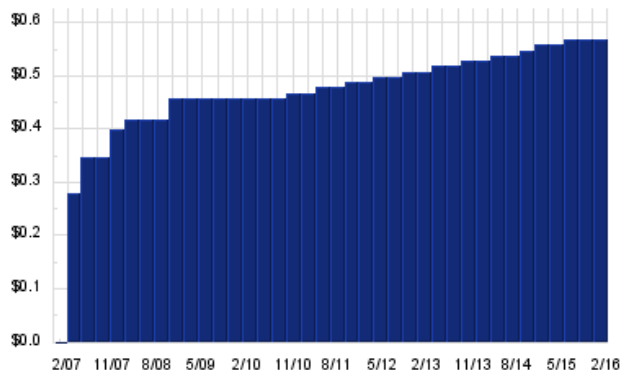


Enable Midstream Partners is a limited partnership formed to own, operate and develop natural gas and crude oil infrastructure assets. Co. serves production areas in the U.S., including several shale resource plays and end-user markets in the U.S. Co.'s assets and operations are organized into two reportable segments: gathering and processing, which primarily provides natural gas gathering, processing and fractionation services and crude oil gathering for its producer customers; and transportation and storage, which provides interstate and intrastate natural gas pipeline transportation and storage service primarily to natural gas producers, utilities and industrial customers.

APLP – Key Stats

Name:	Archrock Partners LP
Website:	www.exterran.com
Sector:	Oil & Gas Equipment & Services
36 Month Beta:	3.44
Total Market Cap:	\$457,000,000
% Held by Institutions:	NA%
% Held by ETFs:	1.36%

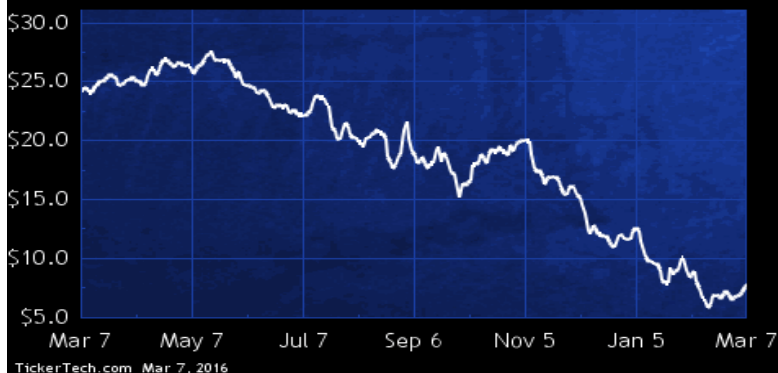
APLP Dividend History



TickerTech.com Mar 7, 2016

APLP – 29.2% Yield

Archrock Partners LP

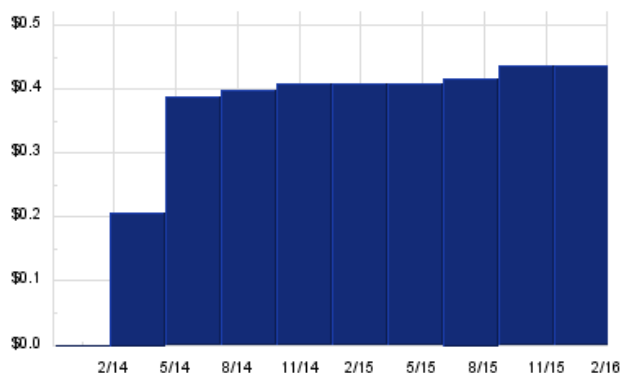


Archrock Partners provides natural gas contract operations services to customers throughout the U.S. Co.'s contract operations services primarily include designing, sourcing, owning, installing, operating, servicing, repairing and maintaining equipment to provide natural gas compression services to its customers. Co. monitors its customers' compression services requirements over time and, as necessary, modifies the level of services and related equipment it employs to address changing operating conditions. Co. provides contract operations services, including the personnel, equipment, tools, materials and supplies to meet its customers' natural gas compression needs.

ARCX – Key Stats

Name:	ARC Logistics Partners LP
Website:	www.arcxlp.com
Sector:	Oil & Gas Equipment & Services

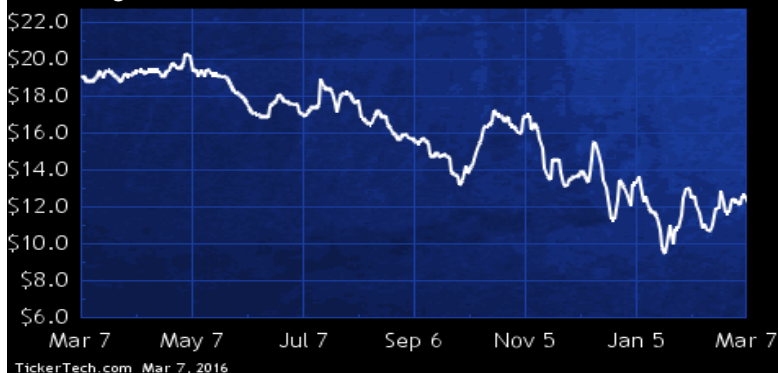
ARCX Dividend History



TickerTech.com Mar 7, 2016

ARCX – 14.3% Yield

ARC Logistics Partners LP



ARC Logistics Partners is engaged in the terminalling, storage, throughput and transloading of crude oil and petroleum products. As of Dec 31 2014, Co.'s energy logistics assets were located in the East Coast, Gulf Coast, West Coast and Midwest regions of the U.S. and supply a group of third-party customers. As of the same date, Co.'s assets consisted of: 15 terminals in ten states located in the East Coast, Gulf Coast and Midwest regions of the U.S.; three rail transloading facilities; and a 10.3% interest in a liquefied natural gas regasification and storage facility in Pascagoula, MS.

 **Energy Stock Channel**

 **Dividend Channel**

Nothing in Dividend Channel is intended to be investment advice, nor does it represent the opinion of, counsel from, or recommendations by BNK Invest Inc. or any of its affiliates, subsidiaries or partners. None of the information contained herein constitutes a recommendation that any particular security, portfolio, transaction, or investment strategy is suitable for any specific person. All viewers agree that under no circumstances will BNK Invest, Inc., its subsidiaries, partners, officers, employees, affiliates, or agents be held liable for any loss or damage caused by your reliance on information obtained. By visiting, using or viewing this site, you agree to the following [Full Disclaimer & Terms of Service](#). Video widget and dividend videos powered by Market News Video. Quote data delayed at least 20 minutes; [data powered by Ticker Technologies](#), and Mergent. [Contact Dividend Channel](#); [Meet Our Editorial Staff](#).