

10 Yield Gushing Energy Stocks

<http://www.energystockchannel.com/>

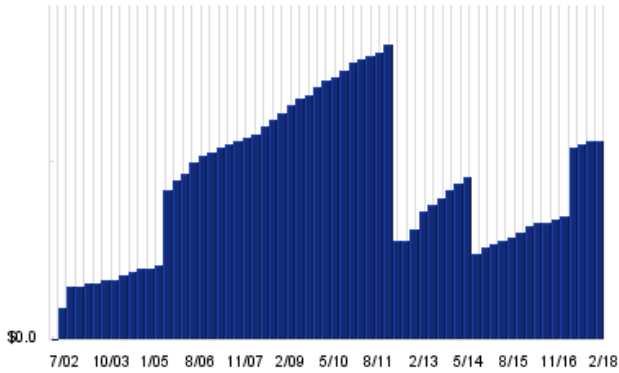
Energy Stock Channel paired our coverage universe of energy stocks, with Dividend Channel's proprietary DividendRank formula, to bring you this list of 10 top ranked energy dividend stocks. The DividendRank formula considers a variety of data – dividend history & yield, book value, quarterly earnings – and compares it to the stock's trading data to come up with certain calculations about profitability and about the stock's valuation (whether we think it looks "cheap" or "expensive"). The result is this list of the top most "interesting" ideas that merit further research.



ETP – Key Stats

Name:	Energy Transfer Partners LP (New)
Website:	www.energytransfer.com
Sector:	Oil & Gas Equipment & Services
36 Month Beta:	1.66
Total Market Cap:	\$20,787,000,000
% Held by Institutions:	NA%
% Held by ETFs:	0.11%

ETP Dividend History



TickerTech.com Mar 5, 2018

ETP – 12.6% Yield

Energy Transfer Partners LP



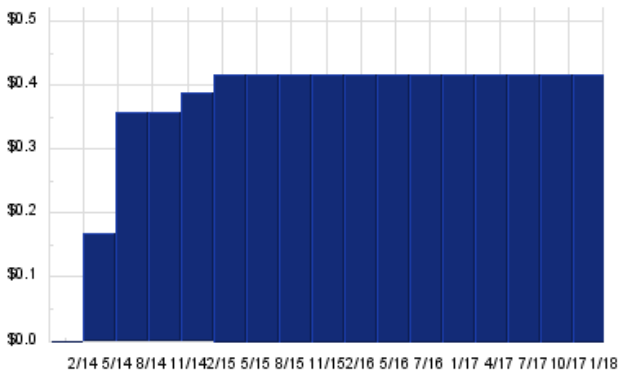
TickerTech.com Mar 5, 2018

Sunoco Logistics Partners is principally engaged in the transport, terminalling and storage of crude oil, natural gas liquids (NGLs) and refined products. Co.'s segments are: Crude Oil, which provides transportation, terminalling and acquisition and marketing services to crude oil markets; NGLs, which transports, stores, and executes acquisition and marketing activities utilizing a complementary network of pipelines, storage and blending facilities, and off-take locations that provide access to multiple NGLs markets; and Refined Products, which provides transportation and terminalling services, through the use of refined products pipelines and refined products marketing terminals.

DLNG – Key Stats

Name:	Dynagas LNG Partners LP
Website:	www.dynagaspartners.com
Sector:	Oil & Gas Equipment & Services
36 Month Beta:	1.34
Total Market Cap:	\$214,000,000
% Held by Institutions:	39.31%
% Held by ETFs:	1.88%

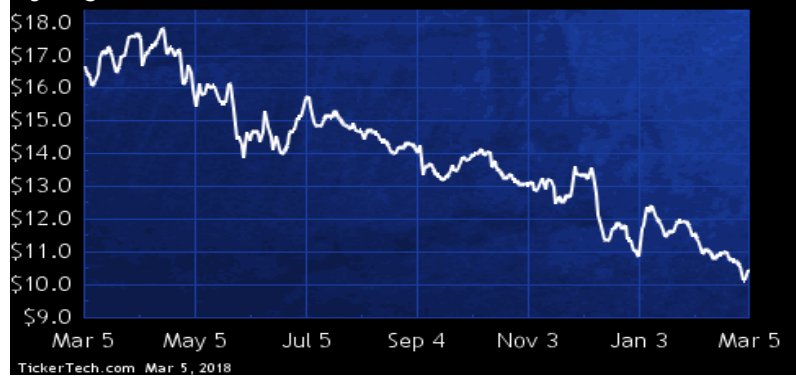
DLNG Dividend History



TickerTech.com Mar 5, 2018

DLNG – 16.2% Yield

Dynagas LNG Partners LP



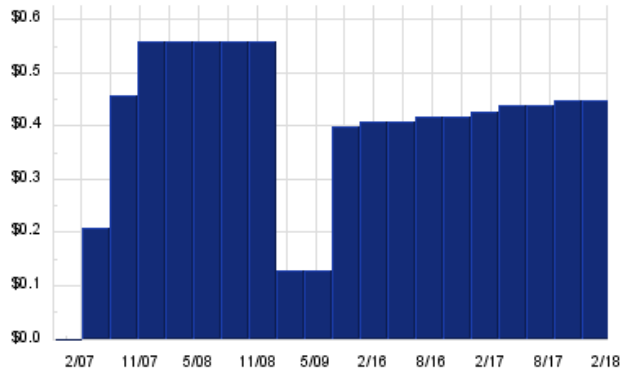
TickerTech.com Mar 5, 2018

Dynagas LNG Partners is a limited partnership focused on owning and operating liquefied natural gas ("LNG") carriers. Co.'s vessels are employed on multi-year time charters, of two years or more, with international energy companies. Co.'s fleet consists of six LNG carriers each with a capacity of 914,100 cubic meters, operating under multi-year charters with BG Group, Gazprom, Yamal and Statoil. Co. owns and operates a fleet of six LNG carriers, consisting of the three LNG carriers in its Initial Fleet, the Clean Energy, the Ob River and the Amur River, and three 2013-built Ice Class LNG carriers that Co. acquired from its Sponsor the Arctic Aurora, the Yenisei River, and the Lena River.

SNMP – Key Stats

Name: Sanchez Midstream Partners LP
 Website: www.sanchezpp.com
 Sector: Oil & Gas Equipment & Services

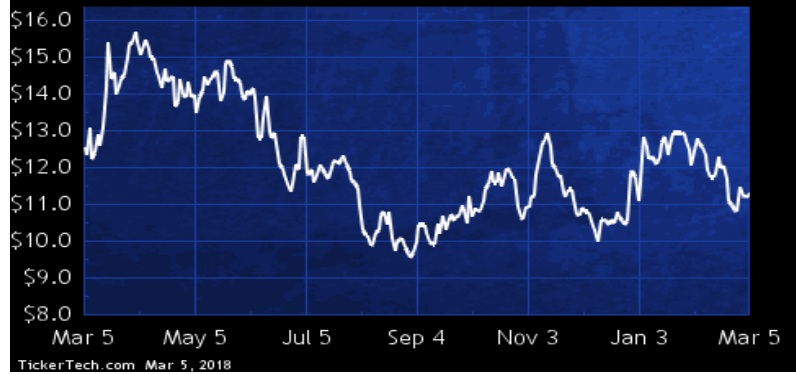
SNMP Dividend History



TickerTech.com Mar 5, 2018

SNMP – 16.0% Yield

Sanchez Midstream Partners LP

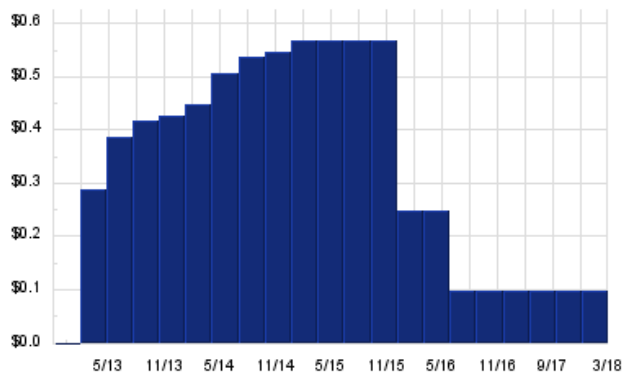


Sanchez Production Partners is focused on the acquisition, development, ownership and operation of midstream and other producing assets in North America. Co. operates in two segments: midstream business, which includes the Western Catarina gathering system; and production business, which includes oil and natural gas reserves in the Eagle Ford Shale in South Texas and in other areas of Texas and Louisiana, as well as properties in the Mid-Continent region. As of Dec 31 2016, Co. had total proved reserves of 6.9 billion barrels of oil equivalent, consisting of 3.5 million barrels of oil, 14.6 billion cubic feet of natural gas, and 0.9 million barrels of natural gas liquids.

SDLP – Key Stats

Name: Seadrill Partners LLC
 Website: www.seadrillpartners.com
 Sector: Oil & Gas Exploration & Production

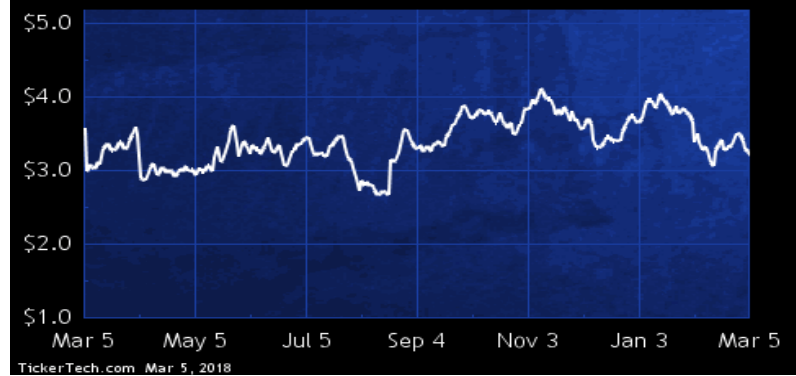
SDLP Dividend History



TickerTech.com Mar 5, 2018

SDLP – 12.5% Yield

Seadrill Partners LLC

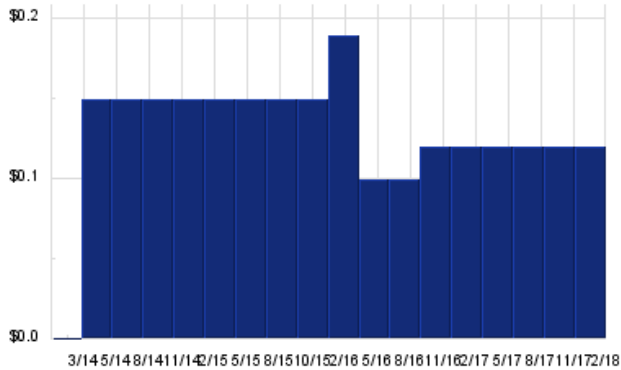


Seadrill Partners is engaged in owning, operating and acquiring offshore drilling units. Co.'s drilling units are under long-term contracts with major oil companies such as Chevron, Total, BP, ExxonMobil and Tullow. Offshore drillings units are categorized in four rigs: jack-up rigs which are mobile, self-elevating drilling platforms equipped with legs that are lowered to the ocean floor; tender rigs conduct production drilling from fixed or floating platforms; semi-submersible rigs operate in a "semi-submerged" floating position; and drillship which are self-propelled ships equipped for drilling in deepwater.

AROC – Key Stats

Name:	Archrock Inc
Website:	www.archrock.com
Sector:	Oil & Gas Equipment & Services
36 Month Beta:	3.98
Total Market Cap:	\$674,000,000
% Held by Institutions:	NA%
% Held by ETFs:	16.11%

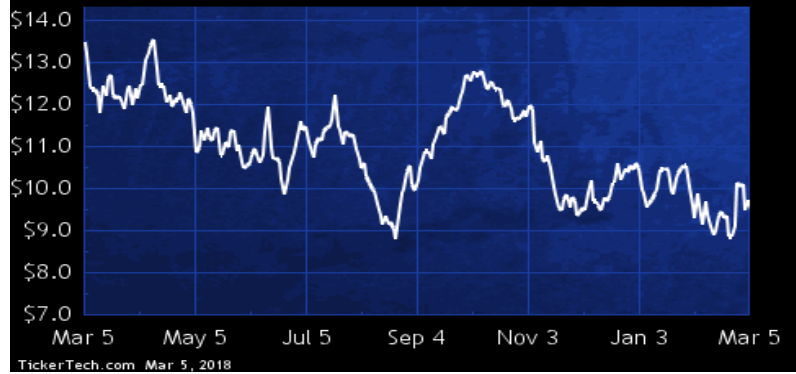
AROC Dividend History



TickerTech.com Mar 5, 2018

AROC – 5.0% Yield

Archrock Inc

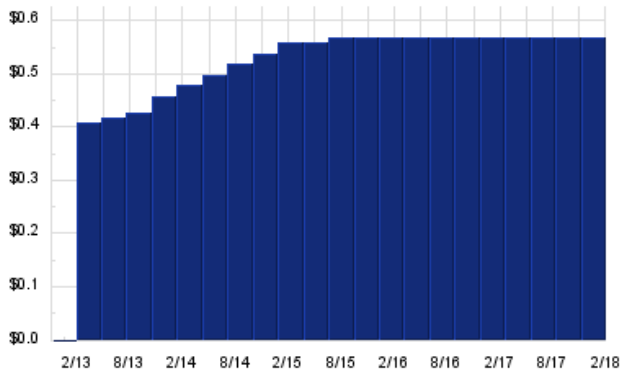


Archrock is engaged in the natural gas contract operations services business and is a provider of natural gas compression services to customers in the oil and natural gas industry and a supplier of aftermarket services to customers that own compression equipment. Co. has two primary business segments: Contract Operations, which provide contract operations services, including the personnel, equipment, tools, materials and supplies to meet its customers' natural gas compression needs; Aftermarket Services, which sell parts and components and provide operation, maintenance, overhaul and reconfiguration services to customers who own compression and oilfield power generation equipment.

SMLP – Key Stats

Name:	Summit Midstream Partners LP
Website:	www.summitmidstream.com
Sector:	Oil & Gas Equipment & Services
36 Month Beta:	2.24
Total Market Cap:	\$1,217,000,000
% Held by Institutions:	0%
% Held by ETFs:	1.28%

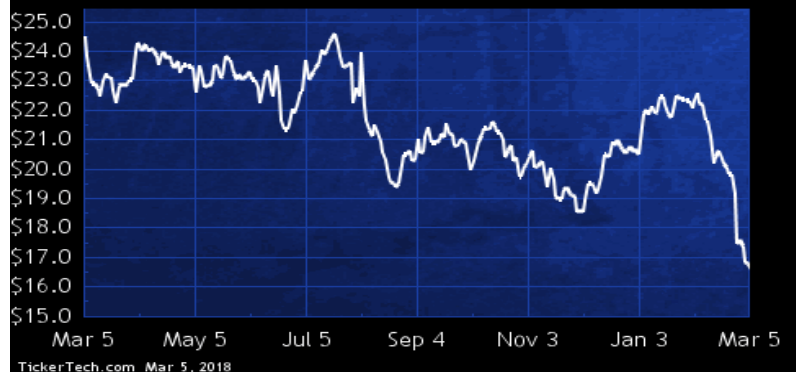
SMLP Dividend History



TickerTech.com Mar 5, 2018

SMLP – 13.8% Yield

Summit Midstream Partners LP

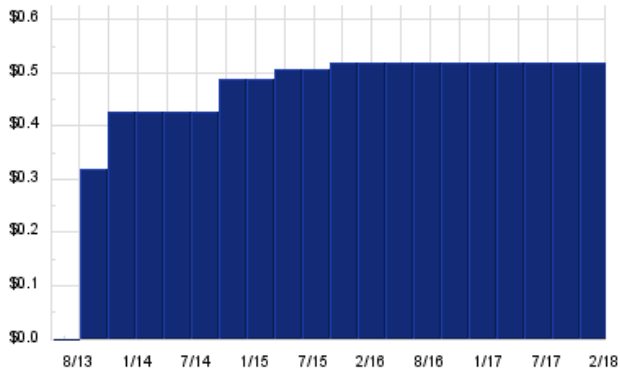


Summit Midstream Partners is engaged in developing, owning and operating midstream energy infrastructure assets. Co. provides natural gas gathering, treating and processing services as well as crude oil and produced water gathering services pursuant. Co.'s segments are: the Utica Shale, which includes its ownership interest in Ohio Gathering and is served by Summit Utica; the Williston Basin, which is served by Bison Midstream, Polar and Divide and Tioga Midstream; the Piceance/DJ Basins, which is served by Grand River and Niobrara G&P; the Barnett Shale, which is served by DFW Midstream; and the Marcellus Shale, which is served by Mountaineer Midstream.

KNOP — Key Stats

Name:	KNOT Offshore Partners LP
Stock buyback:	KNOP buyback
Website:	www.knotoffshorepartners.com
Sector:	Oil & Gas Equipment & Services
36 Month Beta:	0.39
Total Market Cap:	\$171,000,000
% Held by Institutions:	40.71%
% Held by ETFs:	6.04%

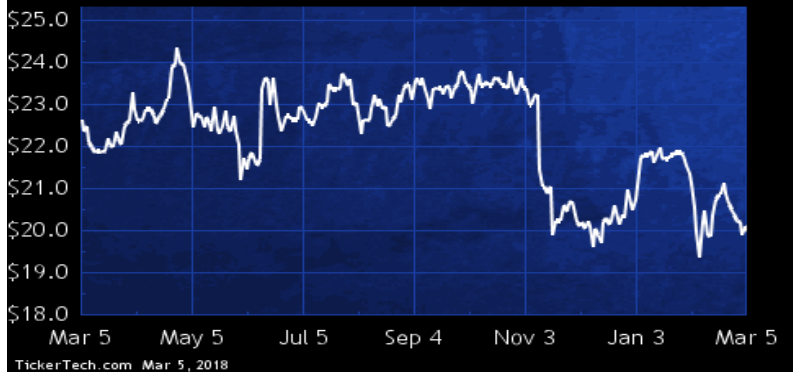
KNOP Dividend History



TickerTech.com Mar 5, 2018

KNOP — 10.4% Yield

KNOT Offshore Partners LP

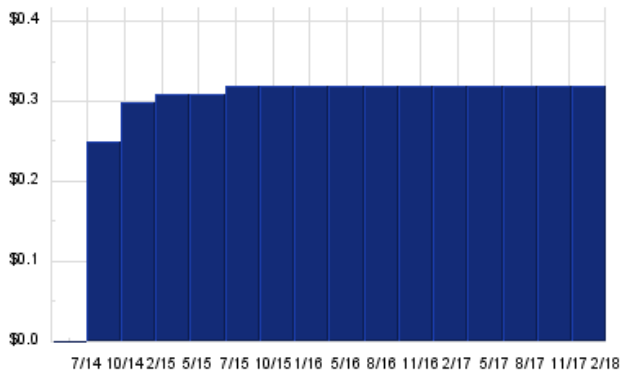


KNOT Offshore Partners is a limited partnership formed to own, operate and acquire shuttle tankers under long-term charters, which Co. defines as charters of five years or more. Co.'s initial fleet of shuttle tankers was contributed to Co. by Knutsen NYK Offshore Tankers AS, or KNOT, which is jointly owned by TS Shipping Invest AS (TSSI), and Nippon Yusen Kaisha (NYK). As of Dec. 31, 2016, Co.'s fleet consists of eleven shuttle tankers. The market for Co.'s services is the offshore oil transportation industry, and Co.'s customers consist primarily of major oil and gas companies, independent oil and gas producers and government-owned oil companies.

ENBL — Key Stats

Name:	Enable Midstream Partners L.P.
Website:	www.enablemidstream.com
Sector:	Oil & Gas Equipment & Services
36 Month Beta:	1.92
Total Market Cap:	\$6,069,000,000
% Held by Institutions:	0%
% Held by ETFs:	0.17%

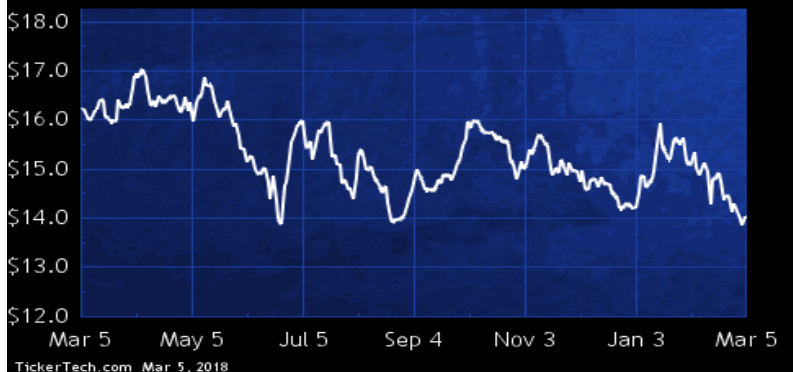
ENBL Dividend History



TickerTech.com Mar 5, 2018

ENBL — 9.1% Yield

Enable Midstream Partners L.P.

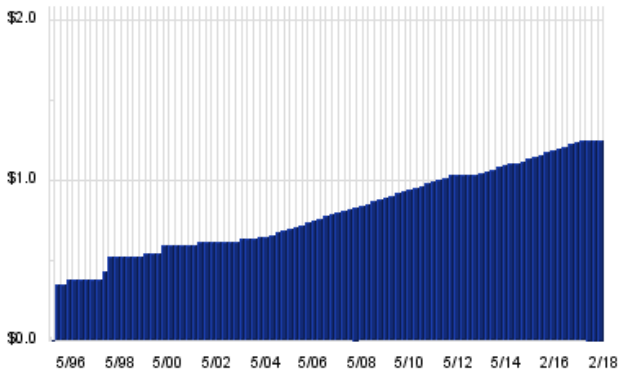


Enable Midstream Partners is engaged in owning, operating and developing midstream energy infrastructure. Co. has two segments: gathering and processing, which provides natural gas and crude oil gathering and natural gas processing services to its producer customers; and transportation and storage, which provides interstate and intrastate natural gas pipeline transportation and storage service primarily to Co.'s producers, power plant, local distribution company and industrial end-user customers. Co.'s natural gas gathering and processing assets are primarily located in Oklahoma, Texas, Arkansas and Louisiana and serve natural gas production in the Anadarko, Arkoma and Ark-La-Tex Basins.

BPL – Key Stats

Name:	Buckeye Partners LP
Website:	www.buckeye.com
Sector:	Oil & Gas Equipment & Services
36 Month Beta:	1.46
Total Market Cap:	\$6,606,000,000
% Held by Institutions:	73.86%
% Held by ETFs:	0.52%

BPL Dividend History



TickerTech.com Mar 5, 2018

BPL – 11.4% Yield

Buckeye Partners LP



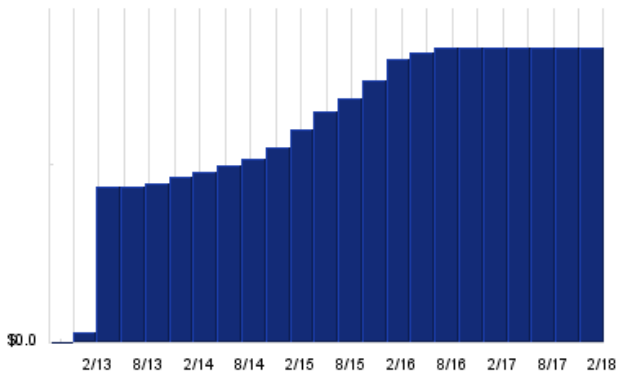
TickerTech.com Mar 5, 2018

Buckeye Partners is a holding company. Through its subsidiaries, Co. owns and operates integrated assets providing midstream logistic solutions, including transportation, storage, processing and marketing of liquid petroleum products. Co. has three segments: Domestic Pipelines & Terminals, which provide pipeline transportation services; Global Marine Terminals, which provide marine accessible bulk storage and blending services, rail and truck rack loading/unloading, along with petroleum processing services in the East Coast and Gulf Coast regions of the U.S. and in the Caribbean; and Merchant Services, which distribute refined petroleum products in the continental U.S. and in the Caribbean.

SUN – Key Stats

Name:	Sunoco LP
Website:	www.sunocolp.com
Sector:	Oil & Gas Equipment & Services
36 Month Beta:	0.88
Total Market Cap:	\$2,725,000,000
% Held by Institutions:	NA%
% Held by ETFs:	0.47%

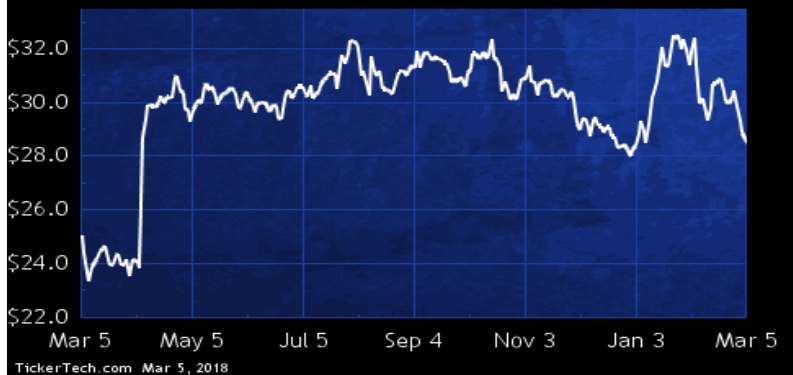
SUN Dividend History



TickerTech.com Mar 5, 2018

SUN – 11.6% Yield

Sunoco LP



TickerTech.com Mar 5, 2018

Sunoco LP is engaged in the retail sale of motor fuels and merchandise through its company-operated convenience stores and retail fuel sites, as well as the wholesale distribution of motor fuels to convenience stores, independent dealers, commercial customers and distributors. As of Dec 31 2016, Co. operated approximately 1,345 convenience stores and fuel outlets, providing merchandise, food service, motor fuel and other services. Co.'s retail stores operate under several brands, including Stripes, APlus, and Aloha Island Mart. Co. operates its business as two segments, which are engaged in wholesale fuel distribution and retail fuel and merchandise sales, respectively.

 **Energy Stock Channel**

 **Dividend Channel**

Nothing in Dividend Channel is intended to be investment advice, nor does it represent the opinion of, counsel from, or recommendations by BNK Invest Inc. or any of its affiliates, subsidiaries or partners. None of the information contained herein constitutes a recommendation that any particular security, portfolio, transaction, or investment strategy is suitable for any specific person. All viewers agree that under no circumstances will BNK Invest, Inc., its subsidiaries, partners, officers, employees, affiliates, or agents be held liable for any loss or damage caused by your reliance on information obtained. By visiting, using or viewing this site, you agree to the following [Full Disclaimer & Terms of Service](#). Video widget and dividend videos powered by Market News Video. Quote data delayed at least 20 minutes; [data powered by Ticker Technologies](#), and Mergent. [Contact Dividend Channel](#); [Meet Our Editorial Staff](#).