

## 10 Yield Gushing Energy Stocks

<http://www.energystockchannel.com/>

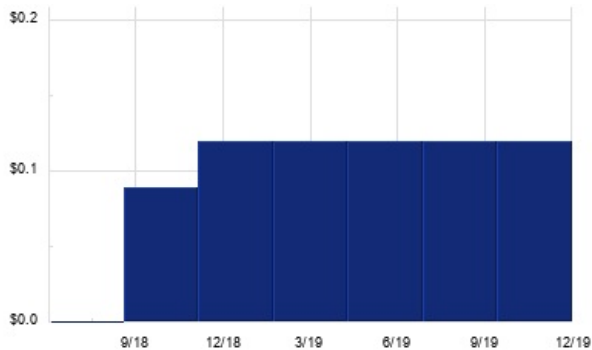
Energy Stock Channel paired our coverage universe of energy stocks, with Dividend Channel's proprietary DividendRank formula, to bring you this list of 10 top ranked energy dividend stocks. The DividendRank formula considers a variety of data – dividend history & yield, book value, quarterly earnings – and compares it to the stock's trading data to come up with certain calculations about profitability and about the stock's valuation (whether we think it looks "cheap" or "expensive"). The result is this list of the top most "interesting" ideas that merit further research.



## BRY — KEY STATS

Name:	Berry Corp (bry)
Stock buyback:	<a href="#">BRY buyback</a>
Website:	<a href="http://www.berrypetroleum.com">www.berrypetroleum.com</a>
Sector:	Oil & Gas Exploration & Production
36 Month Beta:	2.40
Total Market Cap:	\$499,000,000
% Held by Institutions:	92.77%
% Held by ETFs:	10.40%

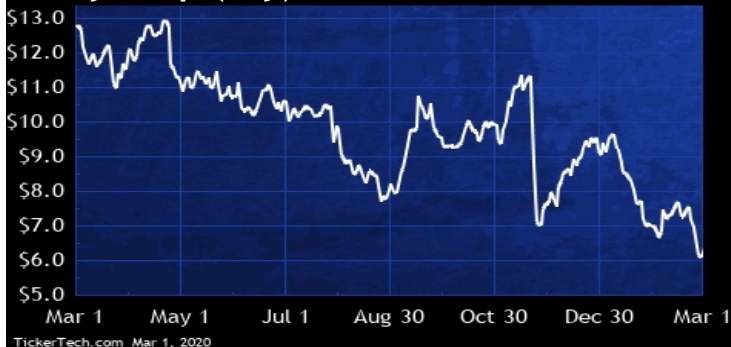
## BRY DIVIDEND HISTORY



TickerTech.com Mar 1, 2020

## BRY — 7.9% YIELD

### Berry Corp (bry)

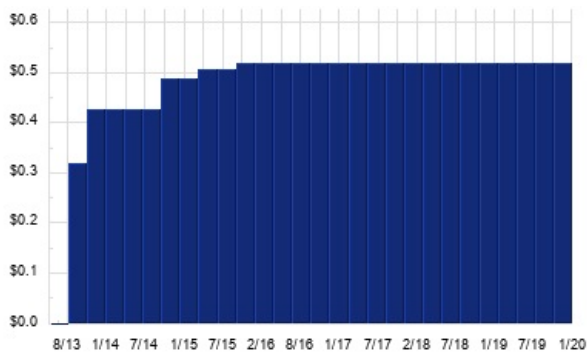


Berry Petroleum is a western United States independent upstream energy company with a focus on the conventional, long-lived oil reserves in the San Joaquin basin of California. Co. targets onshore reservoirs in the San Joaquin basin of California and, to a lesser extent, its Rockies assets including oil reservoirs in the Uinta basin of Utah and natural gas resource plays in the Piceance basin in Colorado.

## KNOP — KEY STATS

Name:	KNOT Offshore Partners LP
Stock buyback:	<a href="#">KNOP buyback</a>
Website:	<a href="http://www.knotoffshorepartners.com">www.knotoffshorepartners.com</a>
Sector:	Oil & Gas Equipment & Services
36 Month Beta:	0.67
Total Market Cap:	\$143,000,000
% Held by Institutions:	20.8%
% Held by ETFs:	4.45%

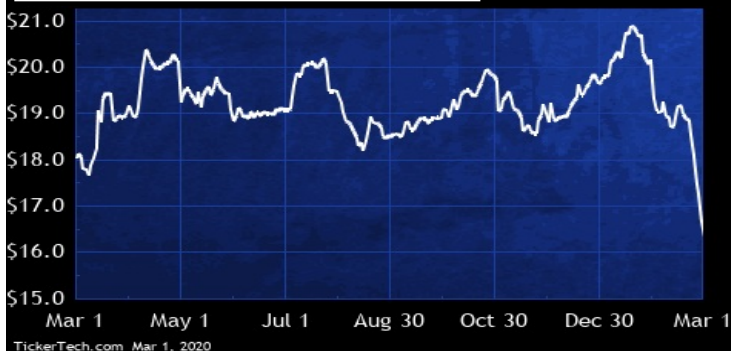
## KNOP DIVIDEND HISTORY



TickerTech.com Feb 29, 2020

## KNOP — 12.5% YIELD

### KNOT Offshore Partners LP

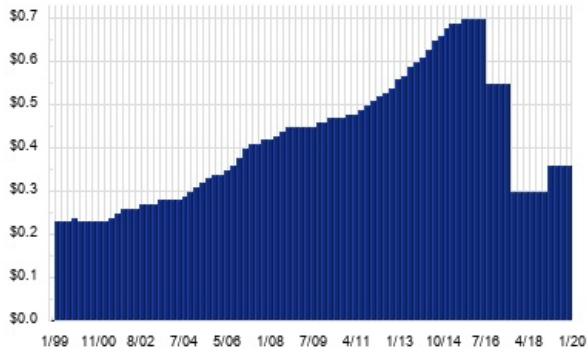


KNOT Offshore Partners is a limited partnership formed to own, operate and acquire shuttle tankers under long-term charters, which Co. defines as charters of five years or more.

## PAA — KEY STATS

Name:	Plains All American Pipeline LP
Website:	<a href="http://www.plainsallamerican.com">www.plainsallamerican.com</a>
Sector:	<a href="#">Oil &amp; Gas Equipment &amp; Services</a>
36 Month Beta:	1.06
Total Market Cap:	\$10,243,000,000
% Held by Institutions:	51.9%
% Held by ETFs:	0.14%

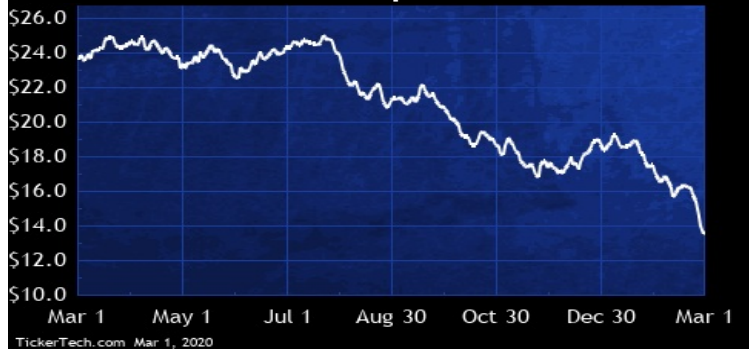
## PAA DIVIDEND HISTORY



TickerTech.com Feb 29, 2020

## PAA — 10.6% YIELD

### Plains All American Pipeline LP

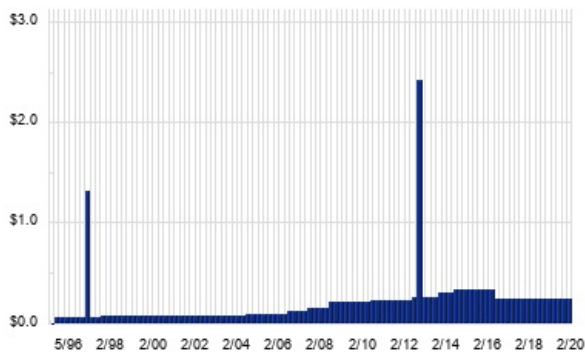


Plains All American Pipeline is a holding company. Through its subsidiaries, Co. owns and operates midstream energy infrastructure and provides logistics services for crude oil, natural gas liquids (NGL) and natural gas. Co. has three operating segments: Transportation, which provides activities associated with transporting crude oil and NGL on pipelines, gathering systems, trucks and barges; Facilities, which provides storage, terminalling and throughput services for crude oil, NGL and natural gas, as well as NGL fractionation and isomerization services and natural gas and condensate processing services; and Supply and Logistics, which provides merchant-related activities.

## MUR — KEY STATS

Name:	Murphy Oil Corp
Stock buyback:	<a href="#">MUR buyback</a>
Website:	<a href="http://www.murphyoilcorp.com">www.murphyoilcorp.com</a>
Sector:	<a href="#">Oil &amp; Gas Exploration &amp; Production</a>
36 Month Beta:	1.76
Total Market Cap:	\$2,961,000,000
% Held by Institutions:	73.69%
% Held by ETFs:	13.36%

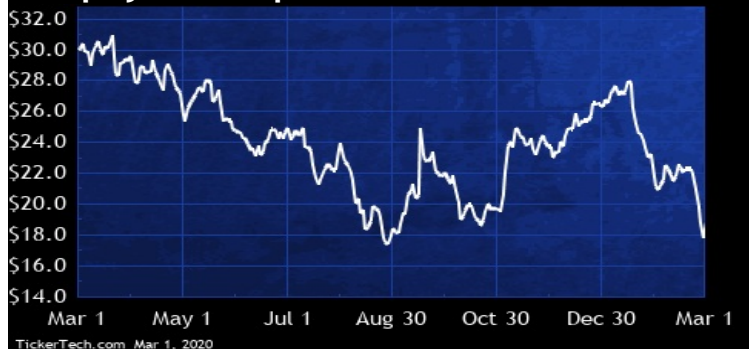
## MUR DIVIDEND HISTORY



TickerTech.com Mar 1, 2020

## MUR — 5.6% YIELD

### Murphy Oil Corp

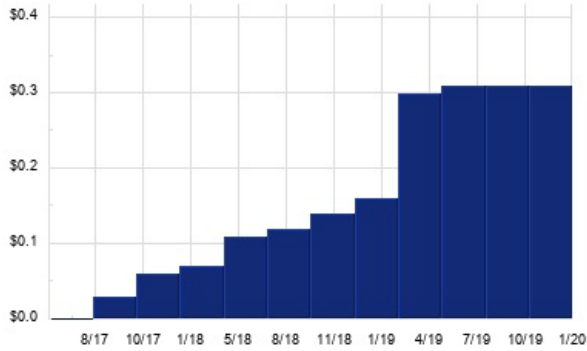


Murphy Oil is a holding company. Through its subsidiaries, Co. is an oil and gas exploration and production company. Co. explores for and produces crude oil, natural gas and natural gas liquids worldwide. Co.'s principal exploration and production activities are conducted in the U.S. by wholly owned Murphy Exploration & Production Company - USA, in Malaysia, Australia, Brunei, Mexico and Vietnam by wholly owned Murphy Exploration & Production Company - International and its subsidiaries, and in Western Canada and offshore Eastern Canada by wholly-owned Murphy Oil Company Ltd. and its subsidiaries. Co.'s hydrocarbon production is in the U.S., Canada, Malaysia and Brunei.

## AM — KEY STATS

Name:	Antero Midstream Corp
Stock buyback:	<a href="#">AM buyback</a>
Website:	<a href="http://www.anteromidstreamgp.com">www.anteromidstreamgp.com</a>
Sector:	<a href="#">Oil &amp; Gas Equipment &amp; Services</a>
36 Month Beta:	0.83
Total Market Cap:	\$1,994,000,000
% Held by Institutions:	64.24%
% Held by ETFs:	9.09%

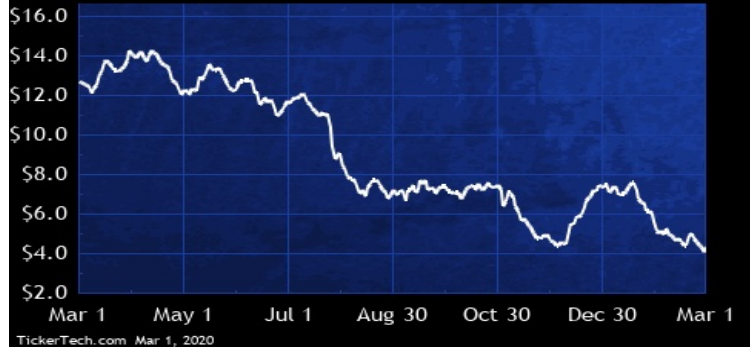
## AM DIVIDEND HISTORY



TickerTech.com Feb 29, 2020

## AM — 29.9% YIELD

### Antero Midstream Corp



Antero Midstream is a holding company. Through its subsidiary, Antero Midstream Partners GP LLC, Co. owns, operates and develops midstream energy infrastructure primarily to service Antero Resources Corp. and its production and completion activity in the Appalachian Basin's Marcellus Shale and Utica Shale located in West Virginia and Ohio. Co.'s assets consist of gathering pipelines, compressor stations, and interests in processing and fractionation plants that collect and process production from Marcellus and Utica Shales in West Virginia and Ohio. Co.'s assets also include fresh water delivery systems that deliver fresh water from the Ohio River and several regional waterways.

## CVE — KEY STATS

Name:	Cenovus Energy Inc.
Website:	<a href="http://www.cenovus.com">www.cenovus.com</a>
Sector:	<a href="#">Oil &amp; Gas Exploration &amp; Production</a>
36 Month Beta:	1.54
Total Market Cap:	\$6,216,000,000
% Held by Institutions:	66.36%
% Held by ETFs:	0.04%

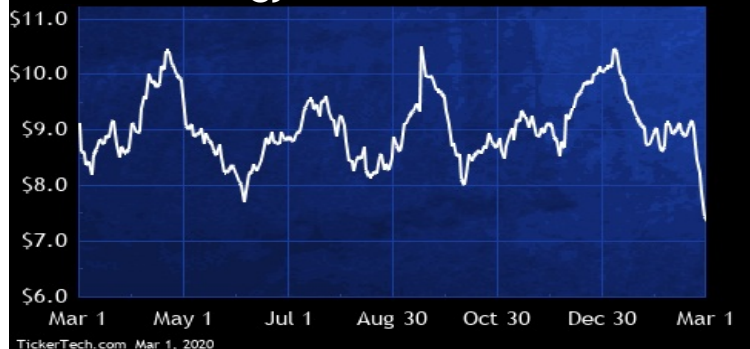
## CVE DIVIDEND HISTORY



TickerTech.com Feb 29, 2020

## CVE — 2.5% YIELD

### Cenovus Energy Inc.

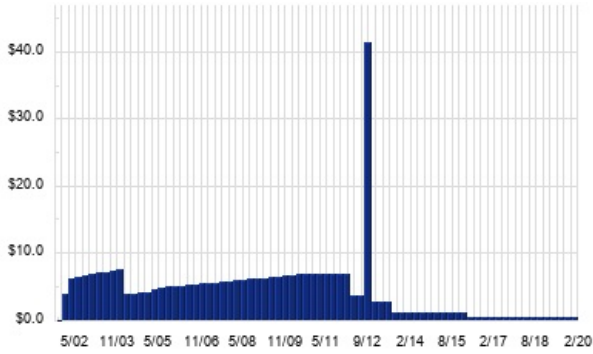


Cenovus Energy is in the business of development, production and marketing of crude oil, natural gas and natural gas liquids ("NGLs") in Canada with refining operations in the U.S. Co. operates in two business segments: Upstream, which includes Co.'s development and production of crude oil, NGLs in Canada, is organized into two operations: Oil sands and conventional; and Refining and Marketing, which is focused on the refining of crude oil products into petroleum and chemical products at two refineries located in the U.S. This segment also markets Co.'s crude oil and natural gas, as well as third-party purchases and sales of product.

## CEQP – KEY STATS

Name:	Crestwood Equity Partners LP
Website:	<a href="http://www.crestwoodlp.com">www.crestwoodlp.com</a>
Sector:	<a href="#">Oil &amp; Gas Equipment &amp; Services</a>
36 Month Beta:	1.05
Total Market Cap:	\$1,584,000,000
% Held by Institutions:	73.6%
% Held by ETFs:	0.12%

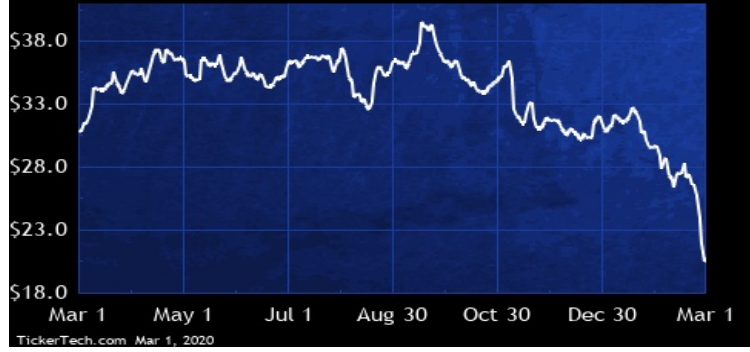
## CEQP DIVIDEND HISTORY



TickerTech.com Mar 1, 2020

## CEQP – 12.2% YIELD

### Crestwood Equity Partners LP



Crestwood Equity Partners is a holding company. Through its wholly-owned subsidiary, Crestwood Midstream Partners LP, Co. develops, acquires, owns or controls, and operates primarily fee-based assets and operations within the energy midstream sector. Co. has three operating and reporting segments: gathering and processing, which provides gathering and transportation services and processing, treating and compression services; storage and transportation, which provides crude oil and natural gas storage and transportation services; and marketing, supply and logistics, which provides natural gas liquid and crude oil storage, marketing and transportation services.

## VET – KEY STATS

Name:	Vermilion Energy Inc
Website:	<a href="http://www.vermilionenergy.com">www.vermilionenergy.com</a>
Sector:	<a href="#">Oil &amp; Gas Exploration &amp; Production</a>
36 Month Beta:	1.84
Total Market Cap:	\$1,292,000,000
% Held by Institutions:	38.34%
% Held by ETFs:	0.18%

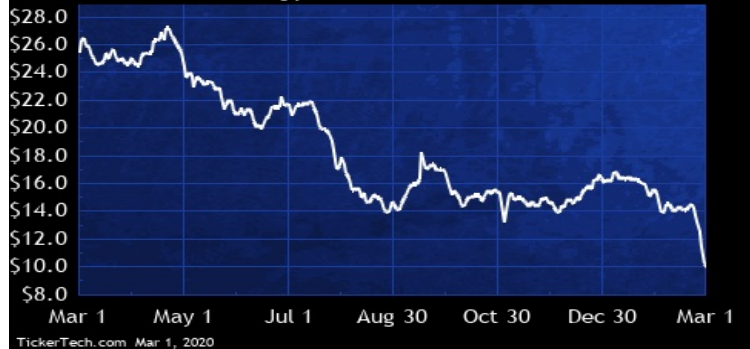
## VET DIVIDEND HISTORY



TickerTech.com Feb 29, 2020

## VET – 26.9% YIELD

### Vermilion Energy Inc

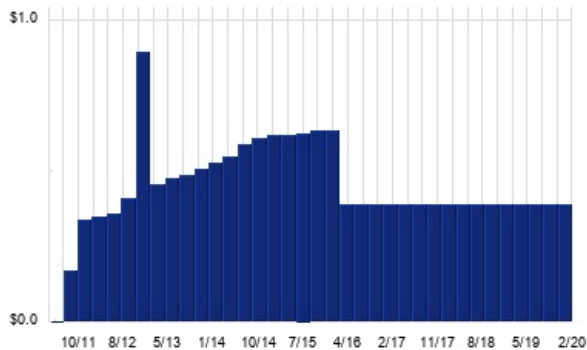


Vermilion Energy, through its subsidiaries, is engaged in the business of oil and natural gas exploitation, development, acquisition and production in Canada, France, the Netherlands, Australia and Ireland.

## NGL — KEY STATS

Name:	NGL Energy Partners LP
Stock buyback:	<a href="#">NGL buyback</a>
Website:	<a href="http://www.nglenergypartners.com">www.nglenergypartners.com</a>
Sector:	<a href="#">Oil &amp; Gas Equipment &amp; Services</a>
36 Month Beta:	1.37
Total Market Cap:	\$1,102,000,000
% Held by Institutions:	63.18%
% Held by ETFs:	0.01%

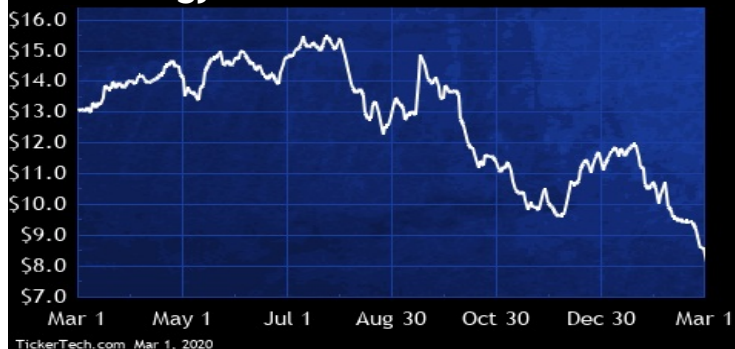
## NGL DIVIDEND HISTORY



TickerTech.com Feb 29, 2020

## NGL — 18.1% YIELD

### NGL Energy Partners LP

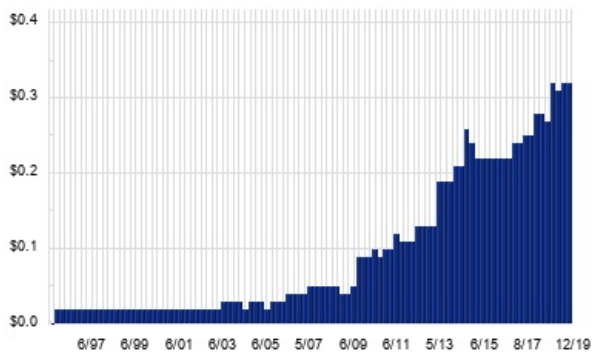


NGL Energy Partners is a limited partnership company. Co.'s operations include: Crude Oil Logistics, which purchases crude oil from producers and transports it to refineries or for resale; Water Solutions, which provides services for the treatment and disposal of wastewater generated from crude oil and natural gas production; Liquids, which supplies natural gas liquids to retailers, wholesalers, refiners, and petrochemical plants; and Refined Products and Renewables, which conducts gasoline, diesel, ethanol, and biodiesel marketing operations, purchases refined petroleum and renewable products primarily in the Gulf Coast, Southeast and Midwest regions of the U.S.

## SU — KEY STATS

Name:	Suncor Energy Inc
Stock buyback:	<a href="#">SU buyback</a>
Website:	<a href="http://www.suncor.com">www.suncor.com</a>
Sector:	<a href="#">Oil &amp; Gas Refining &amp; Marketing</a>
36 Month Beta:	1.19
Total Market Cap:	\$41,125,000,000
% Held by Institutions:	55.89%
% Held by ETFs:	0.06%

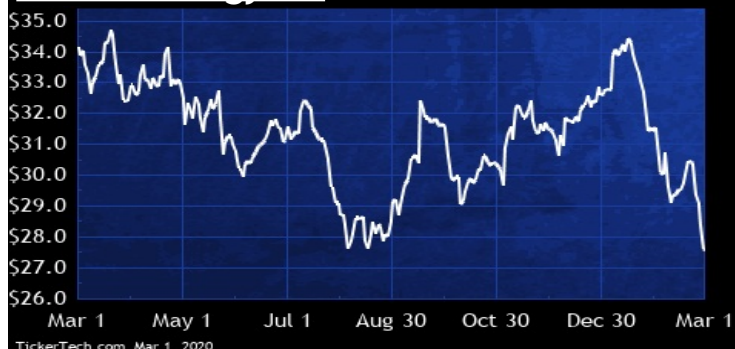
## SU DIVIDEND HISTORY



TickerTech.com Feb 29, 2020

## SU — 6.7% YIELD

### Suncor Energy Inc



Suncor Energy is an energy company. Co.'s operations include oil sands development and upgrading, onshore and offshore oil and gas production, petroleum refining, and product marketing under the Petro-Canada brand. Co.'s segments include: oil sands, which develop and produce synthetic crude oil and related products through the recovery and upgrading of bitumen; exploration and production, which include offshore activity, and the exploration and production of crude oil, natural gas, and natural gas liquids; and refining and marketing, which include the refining of crude oil products, and the distribution and marketing of these and other purchased products, as well as a lubricants plant.

 **Energy Stock Channel**

 **Dividend Channel**

Nothing in Dividend Channel is intended to be investment advice, nor does it represent the opinion of, counsel from, or recommendations by BNK Invest Inc. or any of its affiliates, subsidiaries or partners. None of the information contained herein constitutes a recommendation that any particular security, portfolio, transaction, or investment strategy is suitable for any specific person. All viewers agree that under no circumstances will BNK Invest, Inc., its subsidiaries, partners, officers, employees, affiliates, or agents be held liable for any loss or damage caused by your reliance on information obtained. By visiting, using or viewing this site, you agree to the following [Full Disclaimer & Terms of Service](#). Video widget and dividend videos powered by Market News Video. Quote data delayed at least 20 minutes; data powered by Ticker Technologies, and Mergent. [Contact Dividend Channel](#); [Meet Our Editorial Staff](#).