

10 Yield Gushing Energy Stocks

<http://www.energystockchannel.com/>

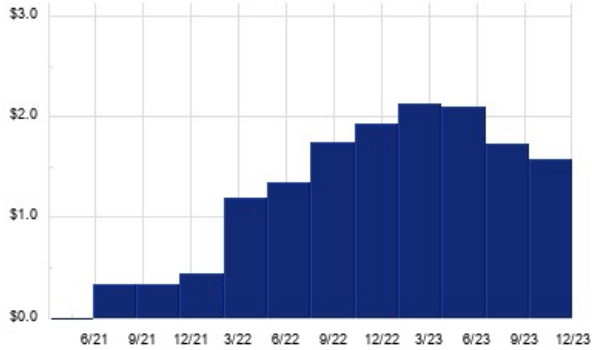
Energy Stock Channel paired our coverage universe of energy stocks, with Dividend Channel's proprietary DividendRank formula, to bring you this list of 10 top ranked energy dividend stocks. The DividendRank formula considers a variety of data – dividend history & yield, book value, quarterly earnings – and compares it to the stock's trading data to come up with certain calculations about profitability and about the stock's valuation (whether we think it looks "cheap" or "expensive"). The result is this list of the top most "interesting" ideas that merit further research.



CIVI — KEY STATS

Name:	Civitas Resources Inc
Website:	www.civitasresources.com
Sector:	Oil & Gas Exploration & Production
36 Month Beta:	0.93
Total Market Cap:	\$6,103,000,000
% Held by Institutions:	97.08%
% Held by ETFs:	24.39%

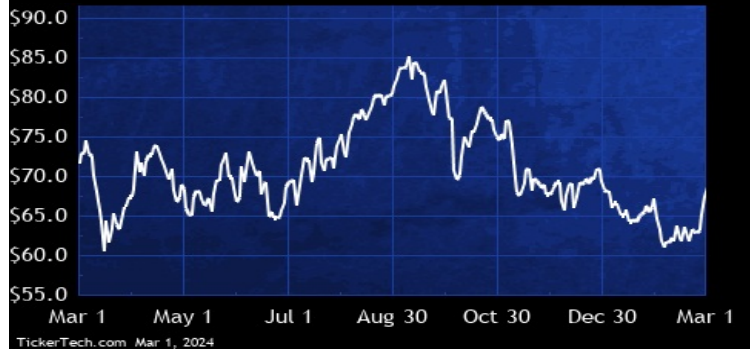
CIVI DIVIDEND HISTORY



TickerTech.com Mar 1, 2024

CIVI — 8.4% YIELD

Civitas Resources Inc

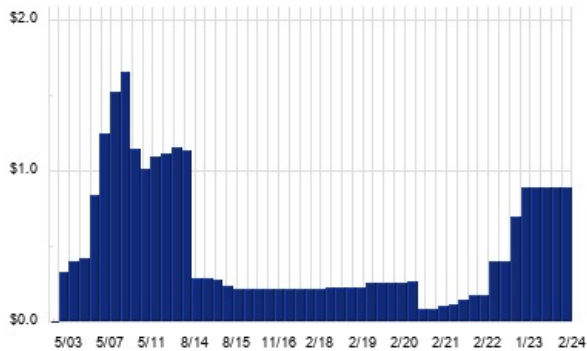


Civitas Resources is an exploration and production company focused on the acquisition, development, and production of oil and associated liquids-rich natural gas in the Rocky Mountain region, primarily in the Wattenberg Field of the Denver-Julesburg Basin (DJ Basin) of Colorado. Co. operates in one industry segment, which is the development and production of oil, natural gas, and natural gas liquids, and all of Co.'s operations are conducted in the U.S. Co.'s operations are located in the Rocky Mountain region, primarily in the Wattenberg Field of the DJ Basin of Colorado, and target the Niobrara and Codell formations.

EQNR — KEY STATS

Name:	Equinor ASA
Website:	www.equinor.com
Sector:	Oil & Gas Refining & Marketing
36 Month Beta:	0.31
Total Market Cap:	\$53,865,000,000
% Held by Institutions:	5.24%
% Held by ETFs:	0.09%

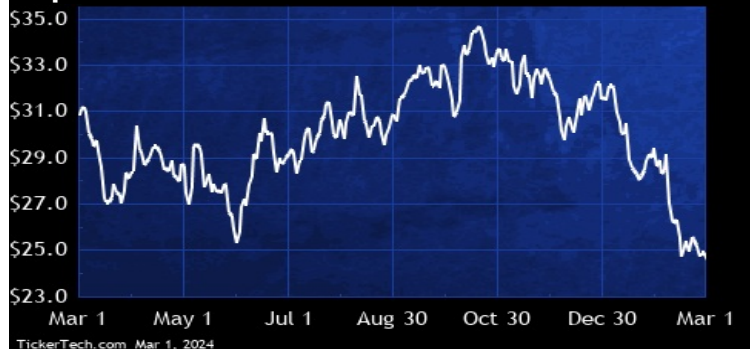
EQNR DIVIDEND HISTORY



TickerTech.com Mar 1, 2024

EQNR — 5.7% YIELD

Equinor ASA

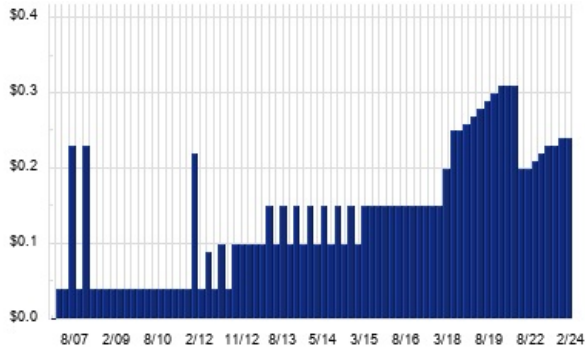


Equinor develops, produces and markets various forms of energy and derived products and services, as well as other business. Co.'s segments include: Marketing, Midstream & Processing, which is responsible for the marketing, trading, processing and transportation of crude oil and condensate, natural gas, NGL and refined products; Renewables, which is developing, exploring, investing in, and operating areas within renewable energy; Projects, Drilling & Procurement, which is responsible for global project development, well deliveries, and sourcing across Co.; and Technology, Digital & Innovation, which includes research, technology development, advisory services, digitalization, and IT.

DK – KEY STATS

Name:	Delek US Holdings Inc (New)
Stock buyback:	DK buyback
Website:	www.Delekus.com
Sector:	Oil & Gas Refining & Marketing
36 Month Beta:	0.28
Total Market Cap:	\$1,644,000,000
% Held by Institutions:	88.38%
% Held by ETFs:	18.09%

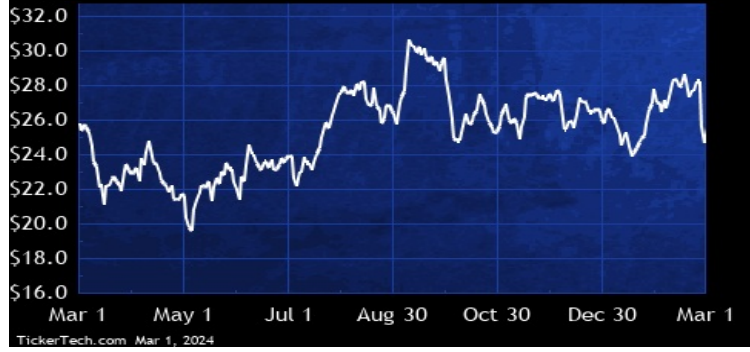
DK DIVIDEND HISTORY



TickerTech.com Mar 1, 2024

DK – 3.8% YIELD

Delek US Holdings Inc

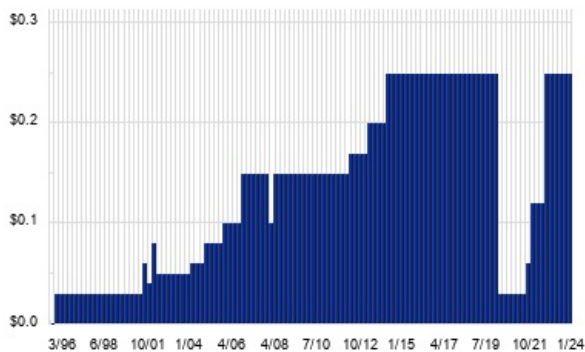


Delek US Holdings is a holding company. Through its subsidiaries, Co. is engaged in the downstream energy business focused on petroleum refining, the transportation, storage and wholesale distribution of crude oil, intermediate and refined products and convenience store retailing. Co. operates in three reportable operating segments: refining, which owns and operates four independent refineries located in Tyler, TX, El Dorado, AR, Big Spring, TX and Krotz Springs, LA; logistics, which gathers, transports and stores crude oil and markets, distributes, transports and stores refined products; and retail, which includes the operations of convenience store sites.

APA – KEY STATS

Name:	APA Corp
Stock buyback:	APA buyback
Website:	www.apachecorp.com
Sector:	Oil & Gas Exploration & Production
36 Month Beta:	0.76
Total Market Cap:	\$9,115,000,000
% Held by Institutions:	65.93%
% Held by ETFs:	23.42%

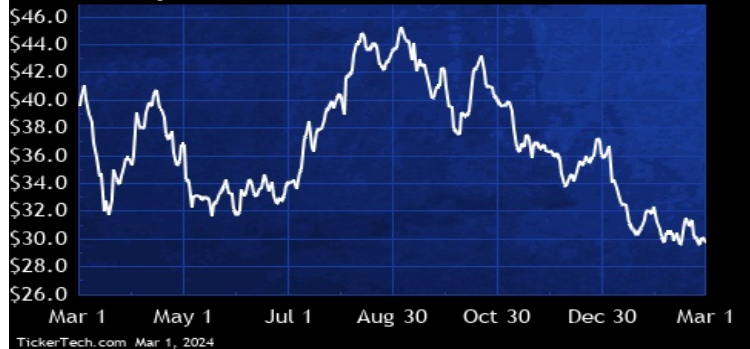
APA DIVIDEND HISTORY



TickerTech.com Mar 1, 2024

APA – 3.4% YIELD

APA Corp

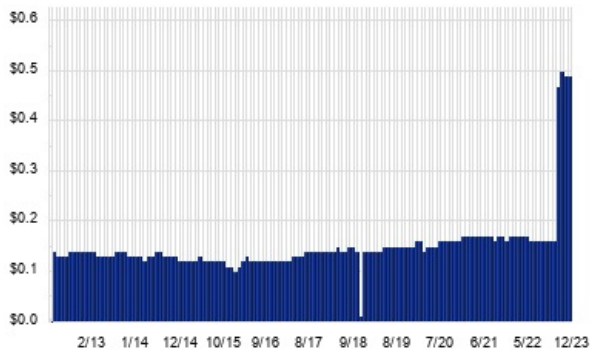


APA is a holding company. Through its subsidiaries, Co. is an energy company that explores for, develops, and produces natural gas, crude oil, and natural gas liquids. Co.'s upstream business has exploration and production operations in three geographic areas: the U.S., Egypt, and offshore the U.K. in the North Sea. Co. also has exploration and appraisal operations ongoing in Suriname, as well as interests in other international locations. Co.'s midstream business is operated by its subsidiary, Altus Midstream Company, through its subsidiary, Altus Midstream LP (collectively, Altus). Altus owns, develops, and operates a midstream energy asset network in the Permian Basin of West Texas.

PBA — KEY STATS

Name:	Pembina Pipeline Corp
Stock buyback:	PBA buyback
Website:	www.pembina.com
Sector:	Oil & Gas Equipment & Services
36 Month Beta:	0.79
Total Market Cap:	\$13,031,000,000
% Held by Institutions:	55.39%
% Held by ETFs:	0.04%

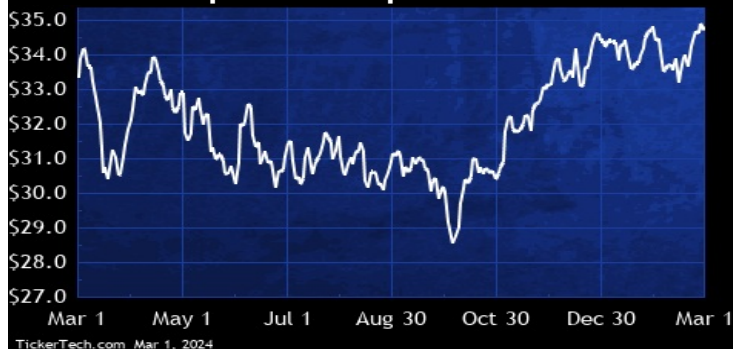
PBA DIVIDEND HISTORY



TickerTech.com Mar 1, 2024

PBA — 7.7% YIELD

Pembina Pipeline Corp

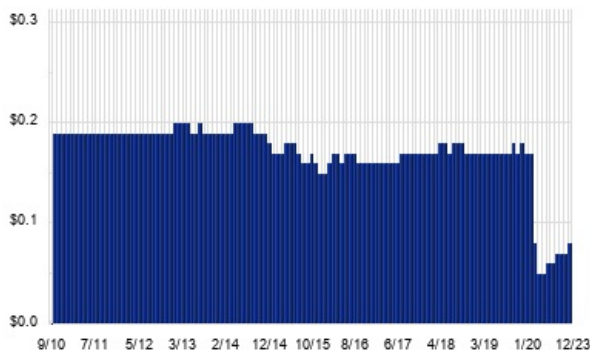


Pembina Pipeline is a Calgary-based transportation and midstream service provider serving North America's energy industry. Co. has three operating segments: Pipelines, which provides customers with pipeline transportation, terminalling, storage and rail services in main market hubs in Canada and the U.S. for crude oil, condensate, natural gas liquids (NGL) and natural gas; Facilities, which includes infrastructure that provides Co.'s customers with natural gas, condensate and NGL services; and Marketing and New Ventures, which provides hydrocarbon liquids and natural gas originating in the basins where Co. operates.

VET — KEY STATS

Name:	Vermilion Energy Inc
Website:	www.vermilionenergy.com
Sector:	Oil & Gas Exploration & Production
36 Month Beta:	0.40
Total Market Cap:	\$1,229,000,000
% Held by Institutions:	42.26%
% Held by ETFs:	0.39%

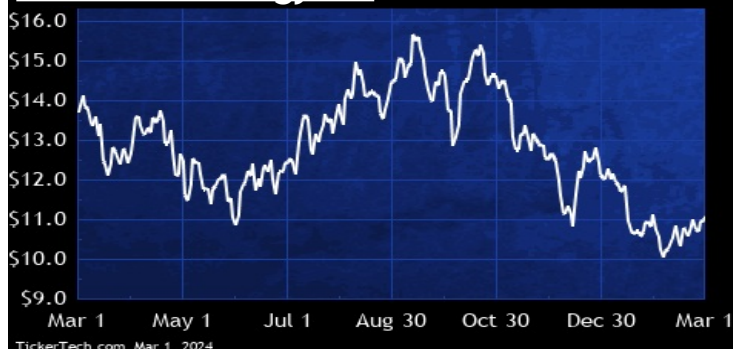
VET DIVIDEND HISTORY



TickerTech.com Mar 1, 2024

VET — 3.6% YIELD

Vermilion Energy Inc

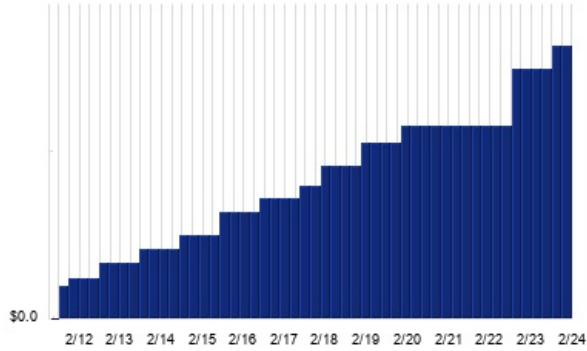


Vermilion Energy and its subsidiaries are engaged in the business of petroleum and natural gas exploration, development, acquisition, and production.

MPC — KEY STATS

Name:	Marathon Petroleum Corp.
Stock buyback:	MPC buyback
Website:	www.marathonpetroleum.com
Sector:	Oil & Gas Refining & Marketing
36 Month Beta:	0.56
Total Market Cap:	\$64,978,000,000
% Held by Institutions:	42.5%
% Held by ETFs:	14.94%

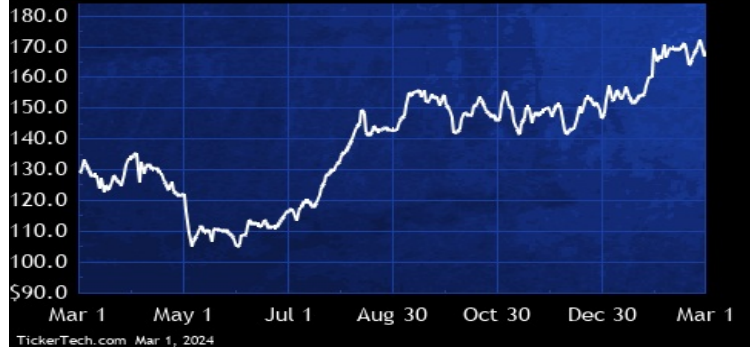
MPC DIVIDEND HISTORY



TickerTech.com Mar 1, 2024

MPC — 1.9% YIELD

Marathon Petroleum Corp.

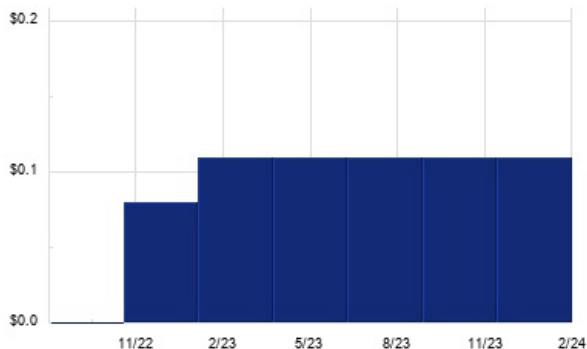


Marathon Petroleum is a downstream energy company. Co.'s segments are: Refining and Marketing, which refines crude oil and other feedstocks, including renewable feedstocks, at Co.'s refineries in the Gulf Coast, Mid-Continent and West Coast regions of the U.S., purchases refined products and ethanol for resale and distributes refined products, including renewable diesel, through transportation, storage, distribution and marketing services provided by its Midstream segment; and Midstream, which transports, stores, distributes and markets crude oil and refined products principally for the Refining and Marketing segment via refining logistics assets, pipelines, terminals, towboats and barges.

GRNT — KEY STATS

Name:	Granite Ridge Resources Inc
Sector:	Oil & Gas Exploration & Production
36 Month Beta:	0.90
Total Market Cap:	\$831,000,000
% Held by Institutions:	30.89%
% Held by ETFs:	2.99%

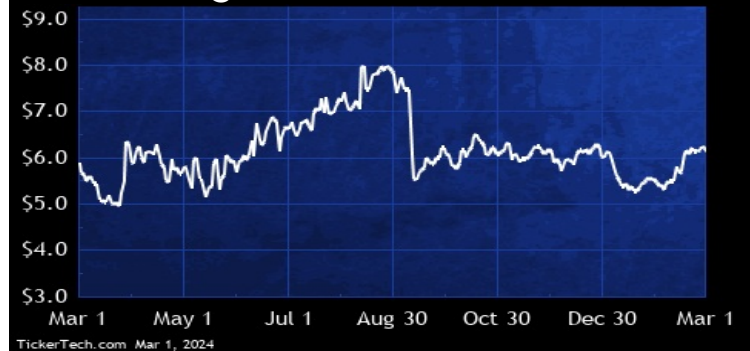
GRNT DIVIDEND HISTORY



TickerTech.com Mar 1, 2024

GRNT — 7.2% YIELD

Granite Ridge Resources Inc

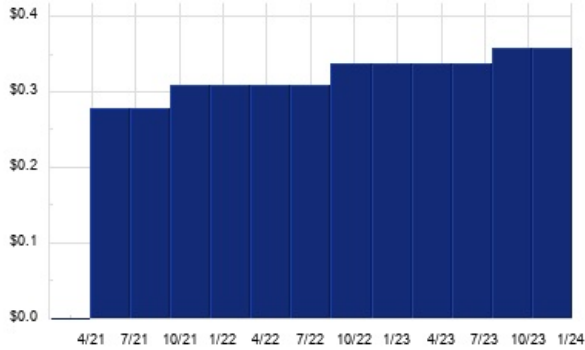


Granite Ridge Resources and its subsidiaries are engaged in purchasing non-operated oil and natural gas assets in basins in North America, and realizing profits through participation in oil and natural gas wells.

REPX — KEY STATS

Name:	Riley Exploration Permian Inc
Website:	www.tengasco.com
Sector:	Oil & Gas Exploration & Production
36 Month Beta:	1.00
Total Market Cap:	\$479,000,000
% Held by Institutions:	66.69%
% Held by ETFs:	4.42%

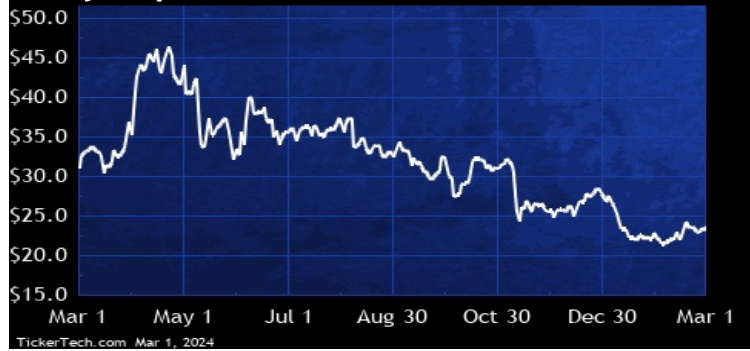
REPX DIVIDEND HISTORY



TickerTech.com Mar 1, 2024

REPX — 6.1% YIELD

Riley Exploration Permian Inc

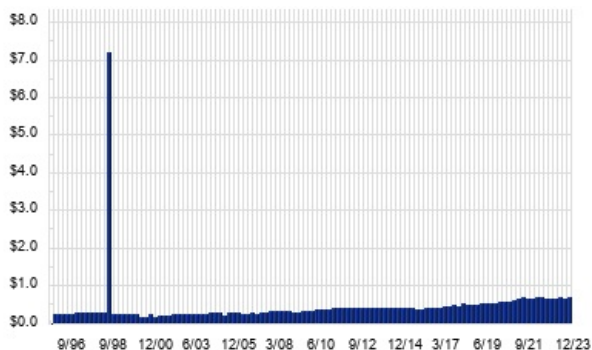


Riley Exploration Permian is an independent oil and natural gas company focused on the acquisition, exploration, development and production of oil, natural gas and natural gas liquids in Texas and New Mexico. Co.'s activities primarily target the horizontal development of the San Andres formation, a shelf margin deposit on the Northwest Shelf of the Permian Basin. Co.'s acreage is primarily located on a contiguous blocks in Yoakum County, TX with additional acreage located in Lea and Roosevelt Counties, NM. Co.'s acreage in Yoakum County offsets Permian Basin San Andres fields, including the Wasson and Brahaney Fields, from the San Andres Formation.

TRP — KEY STATS

Name:	TC Energy Corp
Website:	www.tcenergy.com
Sector:	Oil & Gas Equipment & Services
36 Month Beta:	0.84
Total Market Cap:	\$27,711,000,000
% Held by Institutions:	82.41%
% Held by ETFs:	0.56%

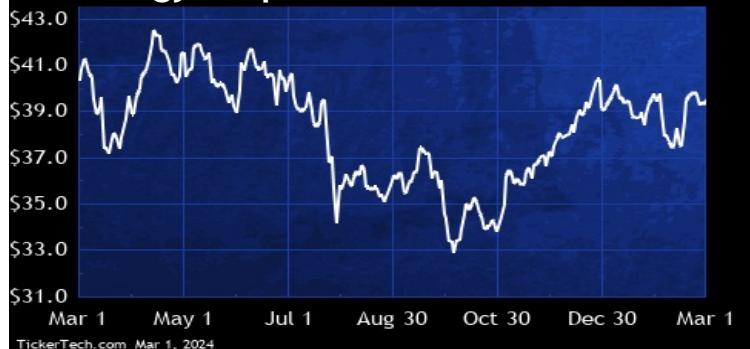
TRP DIVIDEND HISTORY



TickerTech.com Mar 1, 2024

TRP — 9.7% YIELD

TC Energy Corp



TC Energy is an energy infrastructure company which operates in three main businesses: Natural Gas Pipelines, Liquids Pipelines and Power and Storage. Co. has five business segments: Canadian Natural Gas Pipelines, U.S. Natural Gas Pipelines, Mexico Natural Gas Pipelines, Liquids Pipelines and Power and Storage. Natural Gas Pipelines and Liquids Pipelines are principally comprised of Co.'s natural gas and liquids pipelines in Canada, the U.S. and Mexico, as well as its natural gas storage operations in the U.S. Power and Storage includes Co.'s power operations and its unregulated natural gas storage business in Canada.

 **Energy Stock Channel**

 **Dividend Channel**

Nothing in Dividend Channel is intended to be investment advice, nor does it represent the opinion of, counsel from, or recommendations by BNK Invest Inc. or any of its affiliates, subsidiaries or partners. None of the information contained herein constitutes a recommendation that any particular security, portfolio, transaction, or investment strategy is suitable for any specific person. All viewers agree that under no circumstances will BNK Invest, Inc., its subsidiaries, partners, officers, employees, affiliates, or agents be held liable for any loss or damage caused by your reliance on information obtained. By visiting, using or viewing this site, you agree to the following [Full Disclaimer & Terms of Service](#). Video widget and dividend videos powered by Market News Video. Quote data delayed at least 20 minutes; data powered by Ticker Technologies, and Mergent. [Contact Dividend Channel](#); [Meet Our Editorial Staff](#).

