

10 Yield Gushing Energy Stocks

<http://www.energystockchannel.com/>

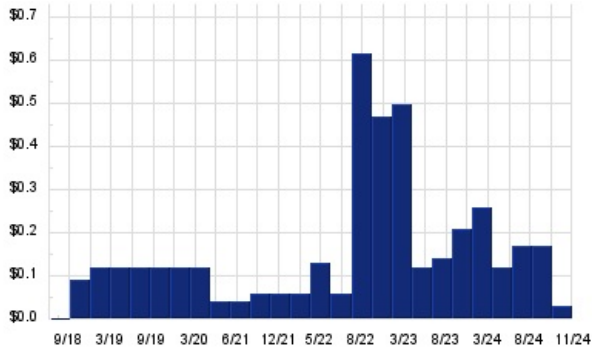
Energy Stock Channel paired our coverage universe of energy stocks, with Dividend Channel's proprietary DividendRank formula, to bring you this list of 10 top ranked energy dividend stocks. The DividendRank formula considers a variety of data – dividend history & yield, book value, quarterly earnings – and compares it to the stock's trading data to come up with certain calculations about profitability and about the stock's valuation (whether we think it looks "cheap" or "expensive"). The result is this list of the top most "interesting" ideas that merit further research.



BRY — KEY STATS

Name:	Berry Corp (bry)
Stock buyback:	BRY buyback
Website:	www.bry.com
Sector:	Oil & Gas Exploration & Production
36 Month Beta:	0.63
Total Market Cap:	\$319,000,000
% Held by Institutions:	82.71%
% Held by ETFs:	18.52%

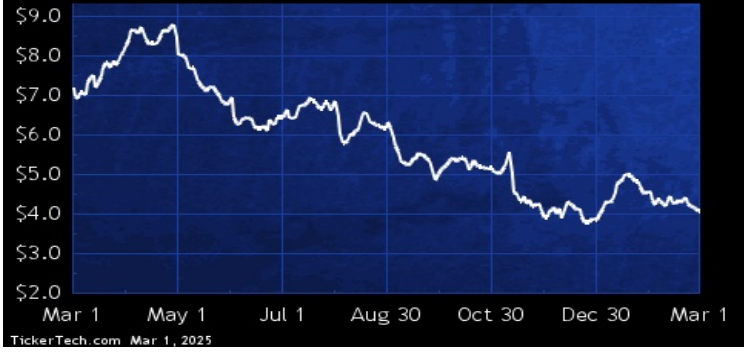
BRY DIVIDEND HISTORY



TickerTech.com Mar 1, 2025

BRY — 2.9% YIELD

Berry Corp (bry)

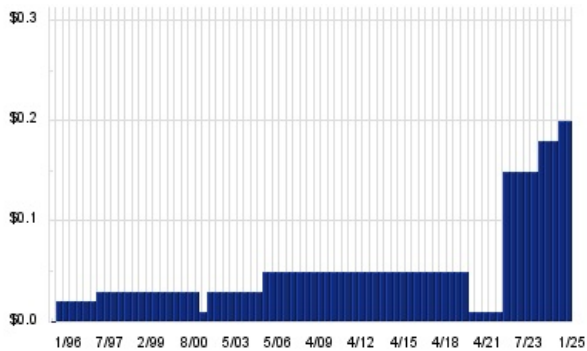


Berry Corporation (bry) is an independent upstream energy company. Co. operates through two segments: exploration and production (E&P) and well servicing and abandonment (CJWS). The E&P segment consists of the development and production of onshore, low geologic risk, long-lived conventional oil and gas reserves, primarily located in California, as well as Utah. Its California operating area consists of properties located in Midway-Sunset, South Belridge, McKittrick and Poso Creek fields in the San Joaquin basin in Kern County. Co. operates Uinta basin operations in the Brundage Canyon, Ashley Forest, and Lake Canyon areas in Utah.

SM — KEY STATS

Name:	SM Energy Co.
Website:	www.sm-energy.com
Sector:	Oil & Gas Exploration & Production
36 Month Beta:	1.39
Total Market Cap:	\$3,705,000,000
% Held by Institutions:	96.75%
% Held by ETFs:	34.05%

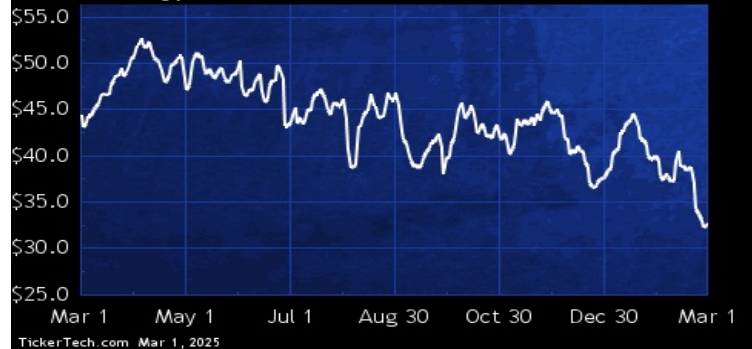
SM DIVIDEND HISTORY



TickerTech.com Mar 1, 2025

SM — 2.5% YIELD

SM Energy Co.



SM Energy Co. is an independent energy company. Co. is engaged in the acquisition, exploration, development, and production of oil, gas, and natural gas liquid (NGL) in the state of Texas. Co.'s asset portfolio is comprised of assets in the Midland Basin of West Texas and in the Maverick Basin of South Texas. Co.'s Midland Basin assets are located in the Permian Basin in West Texas and are comprised of approximately 110,000 net acres and include its RockStar assets in Howard and Martin Counties, Texas, its Sweetie Peck assets in Upton and Midland Counties, and Klondike assets in Dawson and northern Martin counties (Midland Basin).

OVV – KEY STATS

Name:	Ovintiv Inc
Website:	www.ovintiv.com
Sector:	Oil & Gas Exploration & Production
36 Month Beta:	1.10
Total Market Cap:	\$10,908,000,000
% Held by Institutions:	81.7%
% Held by ETFs:	21.53%

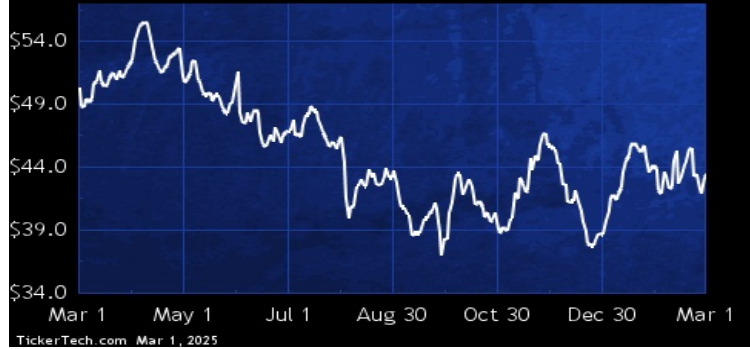
OVV DIVIDEND HISTORY



TickerTech.com Mar 1, 2025

OVV – 2.8% YIELD

Ovintiv Inc

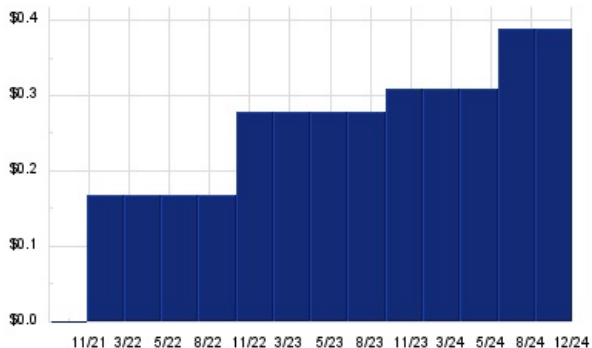


Ovintiv Inc. is an oil and natural gas exploration and production company. Co. is focused on the development of its multi-basin portfolio of top tier oil and natural gas assets located in the U.S. and Canada. Its operations also include the marketing of oil, natural gas liquids (NGLs) and natural gas. Its segments include USA Operations, Canadian Operations, and Market Optimization. USA Operations segment includes the exploration for, development of, and production of oil, NGLs, natural gas and other related activities within the U.S.. Canadian Operations segment includes the exploration for, development of, and production of oil, NGLs, natural gas and other activities within Canada.

CRC – KEY STATS

Name:	California Resources Corp
Website:	www.crc.com
Sector:	Oil & Gas Exploration & Production
36 Month Beta:	1.21
Total Market Cap:	\$4,143,000,000
% Held by Institutions:	93.71%
% Held by ETFs:	32.89%

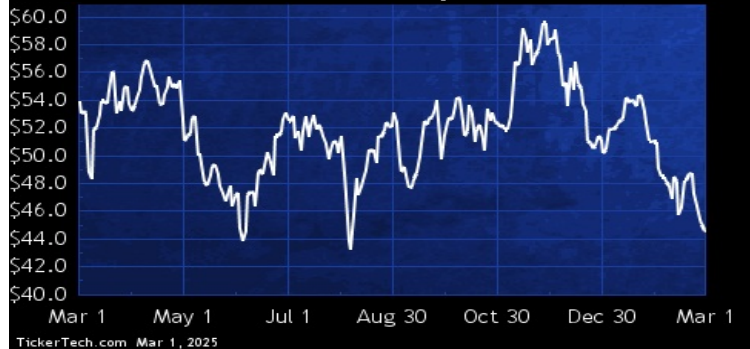
CRC DIVIDEND HISTORY



TickerTech.com Mar 1, 2025

CRC – 3.5% YIELD

California Resources Corp

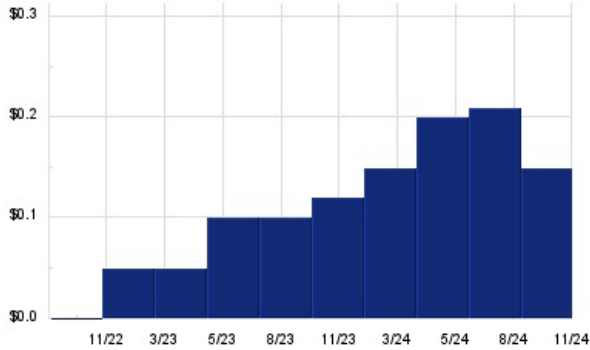


California Resources Corporation is an independent energy and carbon management company committed to energy transition. It produces the lowest carbon intensity oil in the U.S.. It is in the early stages of developing several carbon capture and storage projects in California. Its carbon management business, Carbon TerraVault, is focused on building, installing, operating, and maintaining carbon dioxide (CO2) capture equipment, transportation assets and storage facilities in California. It has operations in oil and gas basins, including San Joaquin Basin, Los Angeles Basin, Sacramento Basin, and other.

PR — KEY STATS

Name:	Permian Resources Corp
Website:	www.permianres.com
Sector:	Oil & Gas Exploration & Production
36 Month Beta:	1.34
Total Market Cap:	\$11,263,000,000
% Held by Institutions:	96.72%
% Held by ETFs:	16.34%

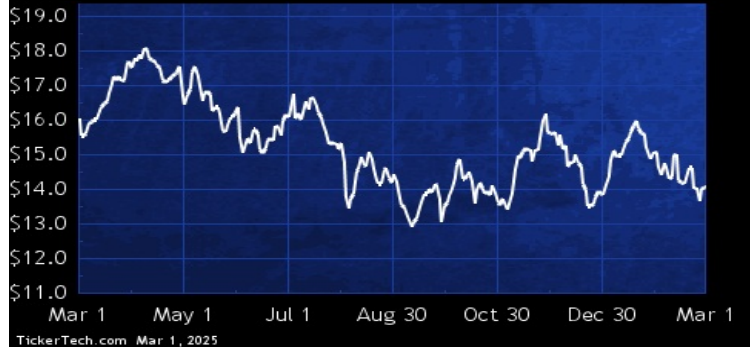
PR DIVIDEND HISTORY



TickerTech.com Mar 1, 2025

PR — 4.3% YIELD

Permian Resources Corp

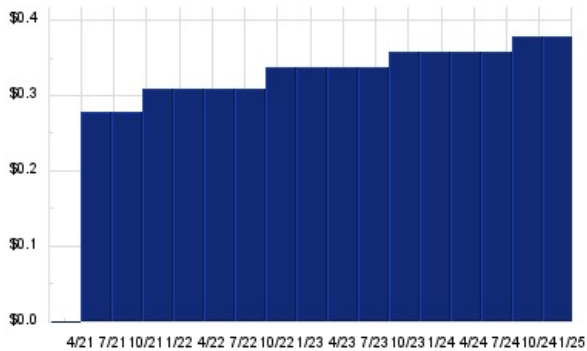


Permian Resources Corporation is an independent oil and natural gas company. Co. is focused on the acquisition, optimization and development of oil and natural gas properties. Co.'s assets and operations are concentrated in the core of the Delaware Basin. Its position consists of over 479,500 net leasehold acres and approximately 94,900 net royalty acres across the Permian Basin. The majority of its assets are concentrated within the Delaware Basin in Eddy and Lea Counties, New Mexico and Reeves and Ward Counties, Texas.

REPX — KEY STATS

Name:	Riley Exploration Permian Inc
Website:	www.tengasco.com
Sector:	Oil & Gas Exploration & Production
36 Month Beta:	1.83
Total Market Cap:	\$680,000,000
% Held by Institutions:	73.83%
% Held by ETFs:	10.79%

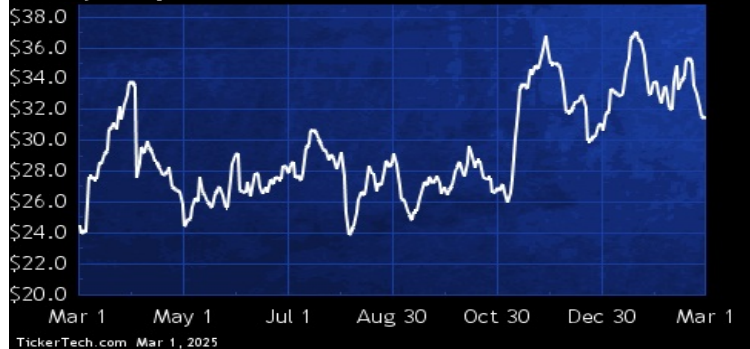
REPX DIVIDEND HISTORY



TickerTech.com Mar 1, 2025

REPX — 4.8% YIELD

Riley Exploration Permian Inc

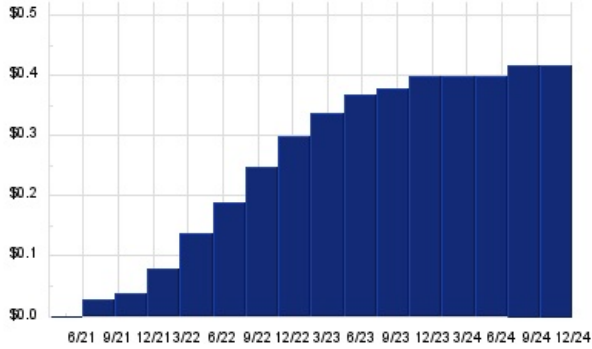


Riley Exploration Permian, Inc., together with its subsidiaries is an independent oil and natural gas company. Co. is focused on the acquisition, exploration, development and production of oil, natural gas, and natural gas liquids. Co. focuses on horizontal drilling and completions applied to conventional formations in the Permian Basin. The Permian Basin is an oil and natural gas producing area located in West Texas and the adjoining area of Southeastern New Mexico covering an area approximately 250 miles wide and 300 miles long, and encompasses several sub-basins, including the Delaware Basin, Midland Basin, Central Basin Platform and Northwest Shelf.

NOG – KEY STATS

Name:	Northern Oil & Gas Inc (MN)
Stock buyback:	NOG buyback
Website:	www.northernoil.com
Sector:	Oil & Gas Exploration & Production
36 Month Beta:	1.41
Total Market Cap:	\$3,180,000,000
% Held by Institutions:	83.6%
% Held by ETFs:	30.65%

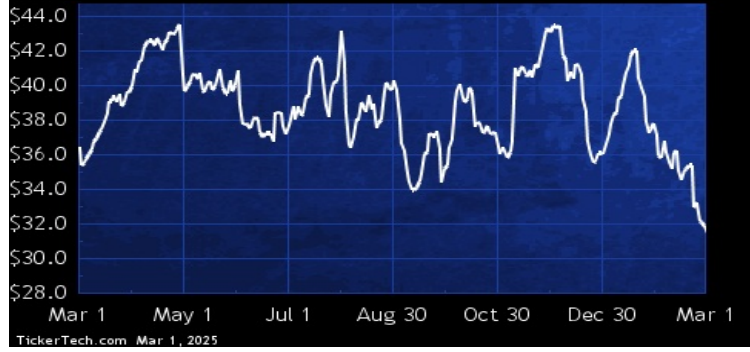
NOG DIVIDEND HISTORY



TickerTech.com Mar 1, 2025

NOG – 5.6% YIELD

Northern Oil & Gas Inc

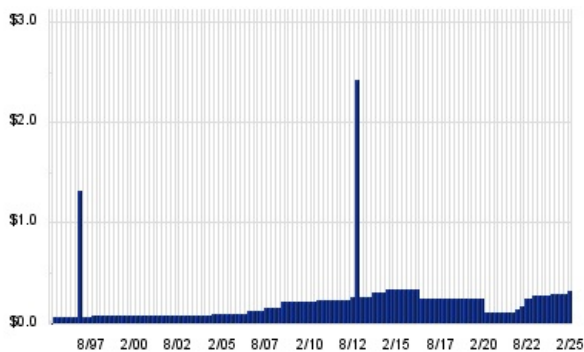


Northern Oil and Gas, Inc. is a real asset company that focuses on acquiring and investing in non-operated minority working and mineral interests in the hydrocarbon producing basins within the contiguous U.S.. Its business is crude oil and natural gas exploration, development, and production with operations in the U.S.. Its 300,000-acre portfolio is distributed across the Williston, Permian and Appalachia Basins. Its portfolio comprises 300,000 acres of low-breakeven land with over 10,000 wells. Diversified by basin and across commodity type, its wells are operated by over 100 public and private operators.

MUR – KEY STATS

Name:	Murphy Oil Corp
Stock buyback:	MUR buyback
Website:	www.murphyoilcorp.com
Sector:	Oil & Gas Exploration & Production
36 Month Beta:	1.14
Total Market Cap:	\$3,928,000,000
% Held by Institutions:	81.14%
% Held by ETFs:	25.84%

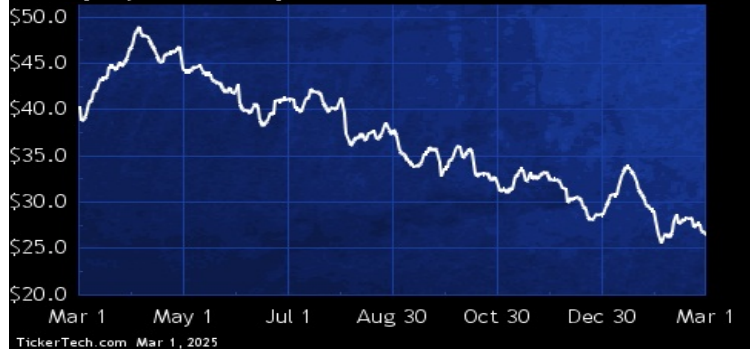
MUR DIVIDEND HISTORY



TickerTech.com Mar 1, 2025

MUR – 4.9% YIELD

Murphy Oil Corp

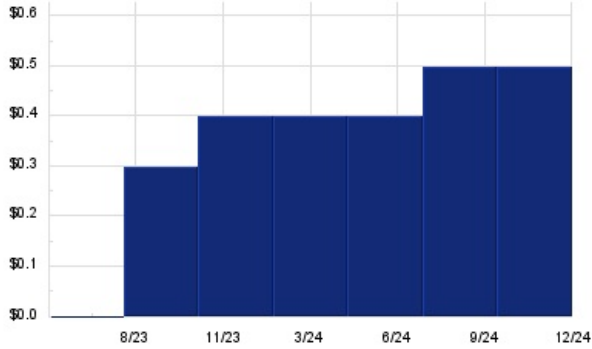


Murphy Oil Corporation is an independent oil and gas exploration and production company. Co. is engaged in both onshore and offshore operations and properties. Co.'s geographic segments include the U.S., Canada, and all other countries. It produces crude oil, natural gas and natural gas liquids primarily in the U.S. and Canada and explores for crude oil, natural gas and natural gas liquids in targeted areas worldwide. In the U.S., it produces crude oil, natural gas liquids and natural gas primarily from fields in the Gulf of Mexico and in the Eagle Ford Shale area of South Texas.

NE – KEY STATS

Name:	Noble Corporation plc
Stock buyback:	NE buyback
Website:	www.noblecorp.com
Sector:	Oil & Gas Exploration & Production
36 Month Beta:	1.12
Total Market Cap:	\$4,176,000,000
% Held by Institutions:	92.28%
% Held by ETFs:	14.61%

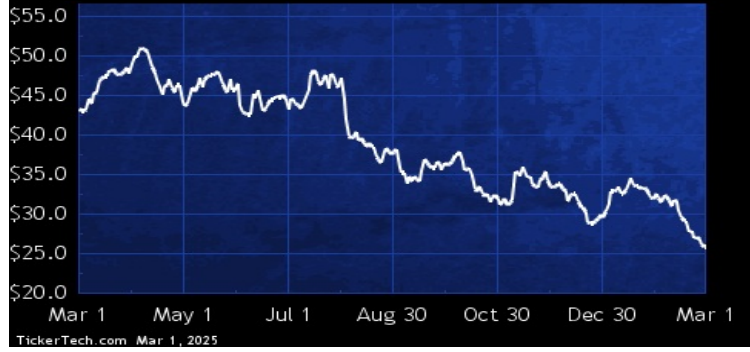
NE DIVIDEND HISTORY



TickerTech.com Mar 1, 2025

NE – 7.7% YIELD

Noble Corporation plc

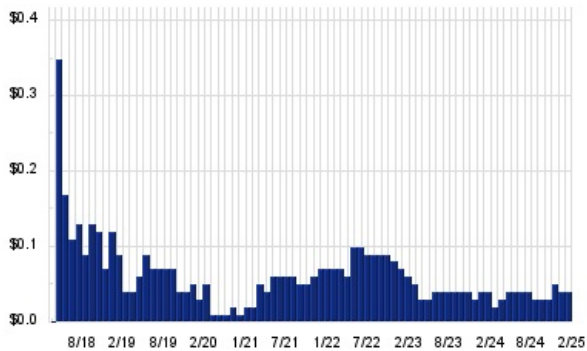


Noble Corporation plc is an offshore drilling contractor for the oil and gas industry. Co. owns and operates fleets in the offshore drilling industry. Co. is engaged in the contract drilling of oil and gas wells. Co., through its subsidiaries, provides contract drilling services with a fleet of 32 offshore drilling units, consisting of 19 floaters and 13 jackups, focused on ultra-deepwater and harsh environment drilling opportunities in both established and emerging regions worldwide. Its mobile offshore drilling units comprise its offshore rig fleet and operates in a global market for contract drilling services.

PRT – KEY STATS

Name:	PermRock Royalty Trust
Website:	www.permrock.com
Sector:	Oil & Gas Exploration & Production
36 Month Beta:	1.02
Total Market Cap:	\$53,000,000
% Held by Institutions:	-0.96%
% Held by ETFs:	3.46%

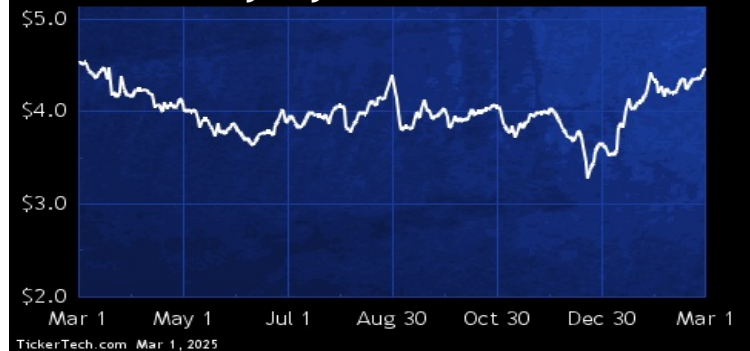
PRT DIVIDEND HISTORY



TickerTech.com Mar 1, 2025

PRT – 10.8% YIELD

PermRock Royalty Trust



PermRock Royalty Trust (the Trust) is a statutory trust. The Trust owns a net profits interest representing the right to receive 80% of the net profits from the sale of oil and natural gas production from certain properties owned by Boaz Energy II, LLC (Boaz Energy) in the Permian Basin of West Texas. The underlying properties consist of about 31,354 gross (22,394 net) acres in the Permian Basin. The Permian Basin extends over 75,000 square miles in West Texas and Southeastern New Mexico. The underlying properties consist of four operating areas. Permian Clearfork area consists of about 2,434 net acres on the Central Basin Platform of the Permian Basin in Hockley and Terry Counties, Texas.



Nothing in Dividend Channel is intended to be investment advice, nor does it represent the opinion of, counsel from, or recommendations by BNK Invest Inc. or any of its affiliates, subsidiaries or partners. None of the information contained herein constitutes a recommendation that any particular security, portfolio, transaction, or investment strategy is suitable for any specific person. All viewers agree that under no circumstances will BNK Invest, Inc., its subsidiaries, partners, officers, employees, affiliates, or agents be held liable for any loss or damage caused by your reliance on information obtained. By visiting, using or viewing this site, you agree to the following [Full Disclaimer & Terms of Service](#). Video widget and dividend videos powered by Market News Video. Quote data delayed at least 20 minutes; data powered by Ticker Technologies, and Mergent. [Contact Dividend Channel](#); [Meet Our Editorial Staff](#).