

10 Yield Gushing Energy Stocks

<http://www.energystockchannel.com/>

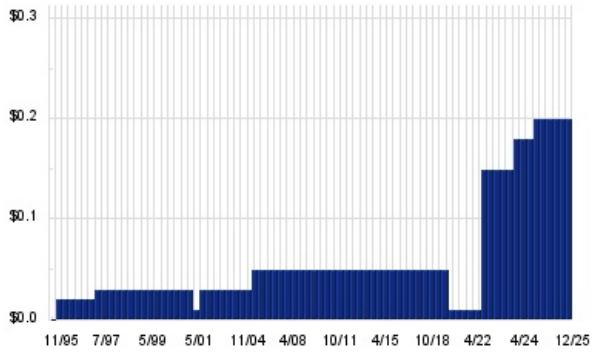
Energy Stock Channel paired our coverage universe of energy stocks, with Dividend Channel's proprietary DividendRank formula, to bring you this list of 10 top ranked energy dividend stocks. The DividendRank formula considers a variety of data – dividend history & yield, book value, quarterly earnings – and compares it to the stock's trading data to come up with certain calculations about profitability and about the stock's valuation (whether we think it looks "cheap" or "expensive"). The result is this list of the top most "interesting" ideas that merit further research.



SM – KEY STATS

Name: SM Energy Co.
 Website: www.sm-energy.com
 Sector: Oil & Gas Exploration & Production

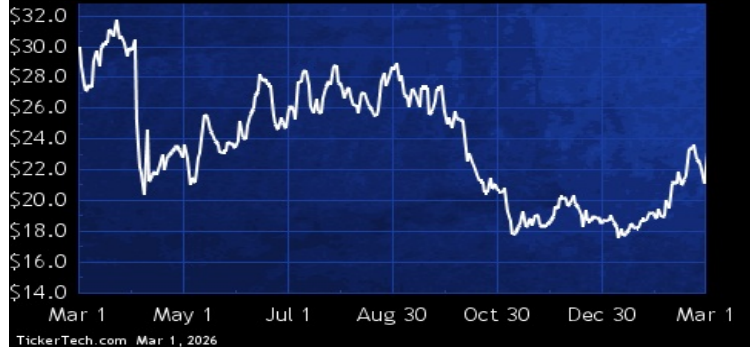
SM DIVIDEND HISTORY



TickerTech.com Mar 1, 2026

SM – 4.2% YIELD

SM Energy Co.

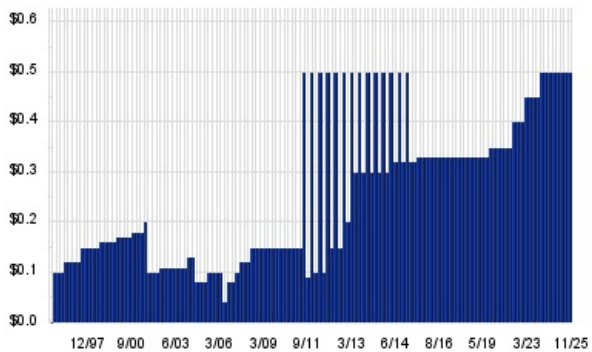


SM Energy Co. is an independent energy company. Co. is engaged in the acquisition, exploration, development, and production of oil, gas, and natural gas liquid (NGL) in the state of Texas. Co.'s asset portfolio is comprised of assets in the Midland Basin of West Texas and in the Maverick Basin of Texas. Co.'s Midland Basin assets are located in the Permian Basin in West Texas and are comprised of approximately 110,000 net acres and include its RockStar assets in Howard and Martin Counties, Texas, its Sweetie Peck assets in Upton and Midland Counties, and Klondike assets in Dawson and northern Martin counties (Midland Basin).

DINO – KEY STATS

Name: HF Sinclair Corp
 Website: www.hollyfrontier.com
 Sector: Oil & Gas Refining & Marketing

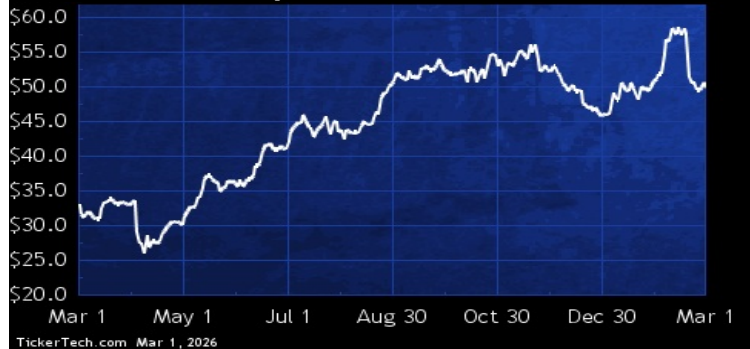
DINO DIVIDEND HISTORY



TickerTech.com Feb 28, 2026

DINO – 3.9% YIELD

HF Sinclair Corp

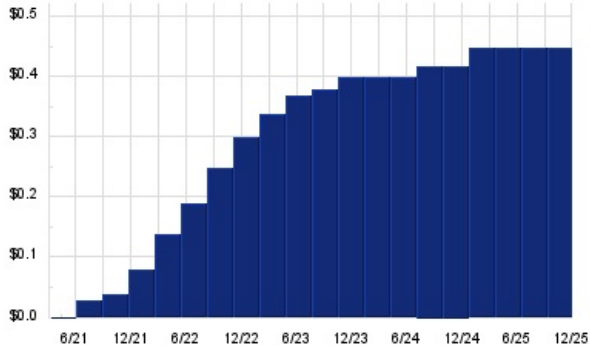


HF Sinclair Corporation is an independent energy company that produces and markets light products, such as gasoline, diesel fuel, jet fuel, renewable diesel and other specialty products. It has five segments: Refining, Renewables, Marketing, Lubricants & Specialties, and Midstream. The Refining segment includes the operations of its El Dorado, Tulsa, Puget Sound, Navajo, Woods Cross, Parco and Casper Refineries and Asphalt. The Renewables segment includes the operations of the Artesia, Cheyenne and Sinclair RDUs and the Artesia PTU. The Marketing segment includes branded fuel sales.

NOG – KEY STATS

Name:	Northern Oil & Gas Inc (MN)
Stock buyback:	NOG buyback
Website:	www.northernoil.com
Sector:	Oil & Gas Exploration & Production

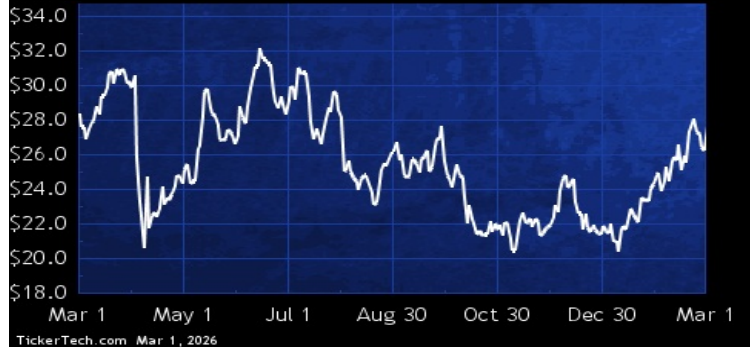
NOG DIVIDEND HISTORY



TickerTech.com Mar 1, 2026

NOG – 6.9% YIELD

Northern Oil & Gas Inc

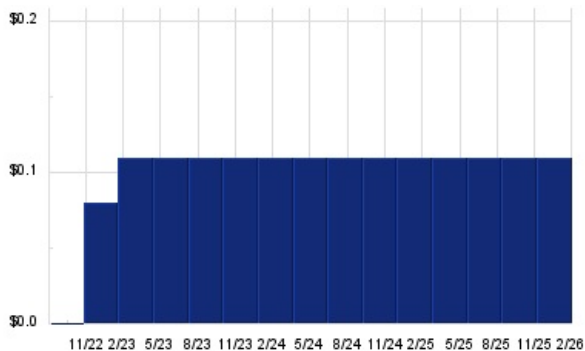


Northern Oil and Gas, Inc. is a real asset company that focuses on acquiring and investing in non-operated minority working and mineral interests in the hydrocarbon producing basins within the contiguous U.S.. Its business is crude oil and natural gas exploration, development, and production with operations in the U.S.. Its 300,000-acre portfolio is distributed across the Williston, Permian and Appalachia Basins. Its portfolio comprises 300,000 acres of low-breakeven land with over 10,000 wells. Diversified by basin and across commodity type, its wells are operated by over 100 public and private operators.

GRNT – KEY STATS

Name:	Granite Ridge Resources Inc
Sector:	Oil & Gas Exploration & Production

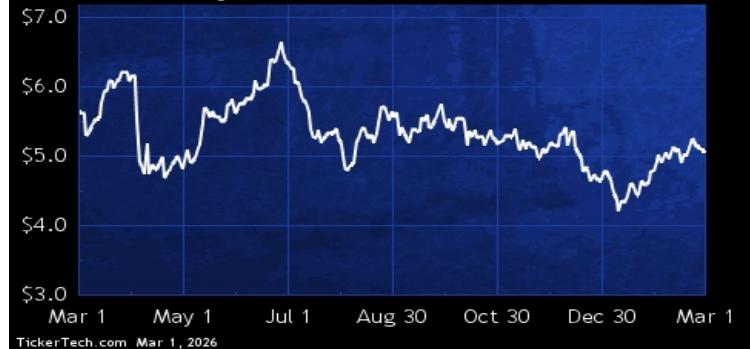
GRNT DIVIDEND HISTORY



TickerTech.com Mar 1, 2026

GRNT – 8.6% YIELD

Granite Ridge Resources Inc

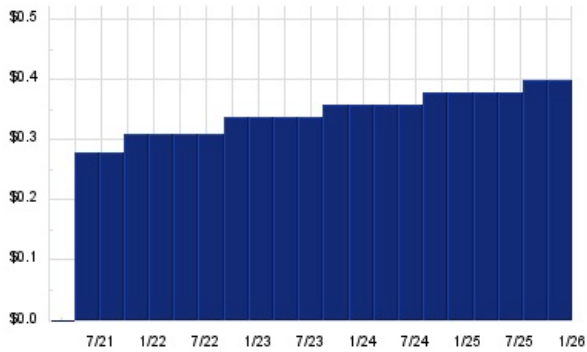


Granite Ridge Resources, Inc. is an oil and gas exploration and production company. It owns a portfolio of wells and top-tier acreage across the Permian and four other prolific unconventional basins across the U.S.. It holds interests in wells in core operating areas of the Permian, Eagle Ford, Bakken, Haynesville and Denver-Julesburg (DJ) plays. It owns an interest in approximately 2,826 gross (176.50 net) producing wells, 309,472. The Permian Basin extends from southeastern New Mexico into west Texas. The Permian Basin consists of mature legacy onshore oil and liquids-rich natural gas reservoirs.

REPX — KEY STATS

Name:	Riley Exploration Permian Inc
Stock buyback:	REPX buyback
Website:	www.tengasco.com
Sector:	Oil & Gas Exploration & Production

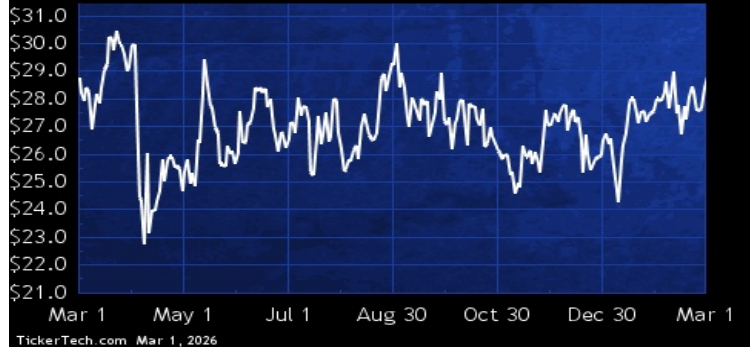
REPX DIVIDEND HISTORY



TickerTech.com Mar 1, 2026

REPX — 5.6% YIELD

Riley Exploration Permian Inc

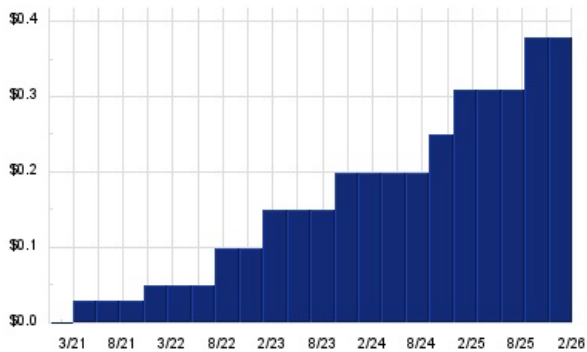


Riley Exploration Permian, Inc., together with its subsidiaries is an independent oil and natural gas company. Co. is focused on the acquisition, exploration, development and production of oil, natural gas, and natural gas liquids. Co. focuses on horizontal drilling and completions applied to conventional formations in the Permian Basin. The Permian Basin is an oil and natural gas producing area located in West Texas and the adjoining area of Southeastern New Mexico covering an area approximately 250 miles wide and 300 miles long, and encompasses several sub-basins, including the Delaware Basin, Midland Basin, Central Basin Platform and Northwest Shelf.

MTDR — KEY STATS

Name:	Matador Resources Co
Website:	www.matadorresources.com
Sector:	Oil & Gas Exploration & Production

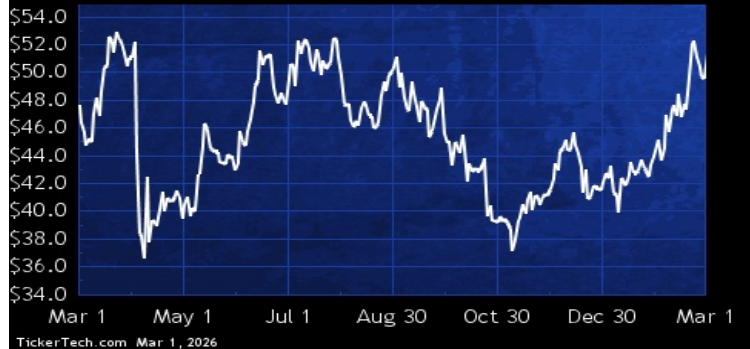
MTDR DIVIDEND HISTORY



TickerTech.com Mar 1, 2026

MTDR — 3.0% YIELD

Matador Resources Co



Matador Resources Co. is an independent energy company. Co. is engaged in the exploration, development, production and acquisition of oil and natural gas resources in the U.S., with an emphasis on oil and natural gas shale and other unconventional plays. It operates through two segments: exploration and production and midstream. The exploration and production segment are engaged in the exploration, development, production and acquisition of oil and natural gas resources in the U.S. and is focused primarily on the oil and liquids-rich portion of the Wolfcamp and Bone Spring plays in the Delaware Basin in Southeast New Mexico and West Texas.

OVV – KEY STATS

Name:	Ovintiv Inc
Website:	www.ovintiv.com
Sector:	Oil & Gas Exploration & Production

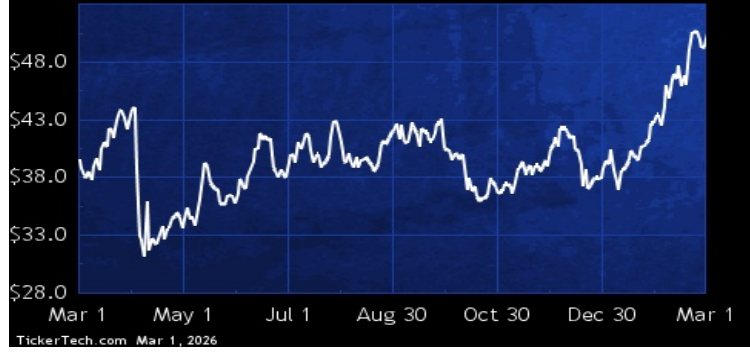
OVV DIVIDEND HISTORY



TickerTech.com Mar 1, 2026

OVV – 2.4% YIELD

Ovintiv Inc

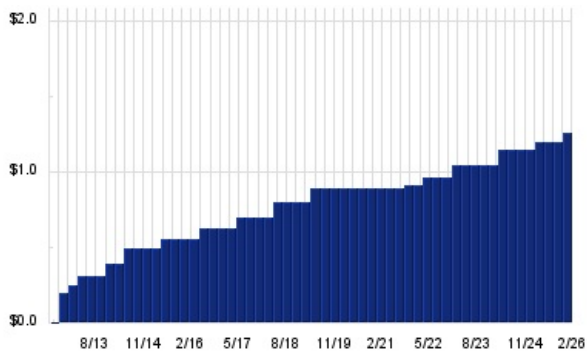


Ovintiv Inc. is an oil and natural gas exploration and production company. Co. is focused on the development of its multi-basin portfolio of top tier oil and natural gas assets located in the U.S. and Canada. Its operations also include the marketing of oil, natural gas liquids (NGLs) and natural gas. Its segments include USA Operations, Canadian Operations, and Market Optimization. USA Operations segment includes the exploration for, development of, and production of oil, NGLs, natural gas and other related activities within the U.S.. Canadian Operations segment includes the exploration for, development of, and production of oil, NGLs, natural gas and other activities within Canada.

PSX – KEY STATS

Name:	Phillips 66
Stock buyback:	PSX buyback
Website:	www.Phillips66.com
Sector:	Oil & Gas Refining & Marketing

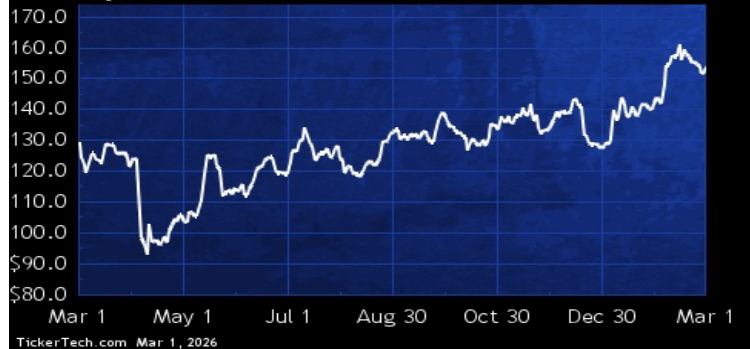
PSX DIVIDEND HISTORY



TickerTech.com Mar 1, 2026

PSX – 3.3% YIELD

Phillips 66



Phillips 66 is a diversified and integrated downstream energy provider that manufactures, transports and markets products that drive the global economy. Co.'s Midstream segment provides crude oil and refined petroleum product transportation, terminating and processing services, as well as natural gas and natural gas liquids (NGL) transportation, storage, fractionation, gathering, processing and marketing services, mainly in the U.S.. Its Chemicals segment consists of its 50% equity investment in Chevron Phillips Chemical Co. LLC, which manufactures and markets petrochemicals and plastics on a worldwide basis.

EOG – KEY STATS

Name:	EOG Resources, Inc.
Website:	www.eogresources.com
Sector:	Oil & Gas Exploration & Production

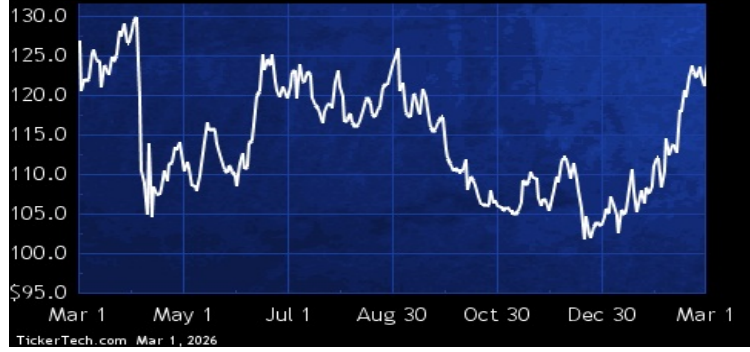
EOG DIVIDEND HISTORY



TickerTech.com Feb 28, 2026

EOG – 3.4% YIELD

EOG Resources, Inc.

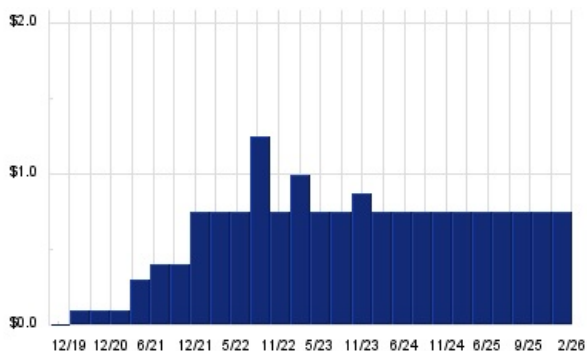


EOG Resources, Inc. is a crude oil and natural gas exploration and production company. It explores, develops, produces, and markets crude oil, natural gas liquids (NGLs) and natural gas primarily in major producing basins in the U.S., the Republic of Trinidad and Tobago (Trinidad) and, from time to time, selects other international areas. Its operations are located in the basins of the U.S. with a focus on crude oil and, to a lesser extent, natural gas plays. It is focused on the Wolfcamp, Bone Spring, and Leonard plays. The South Texas area includes its Eagle Ford play and its Dorado gas play.

FLNG – KEY STATS

Name:	Flex LNG Ltd
Website:	www.flexlng.com
Sector:	Oil & Gas Equipment & Services

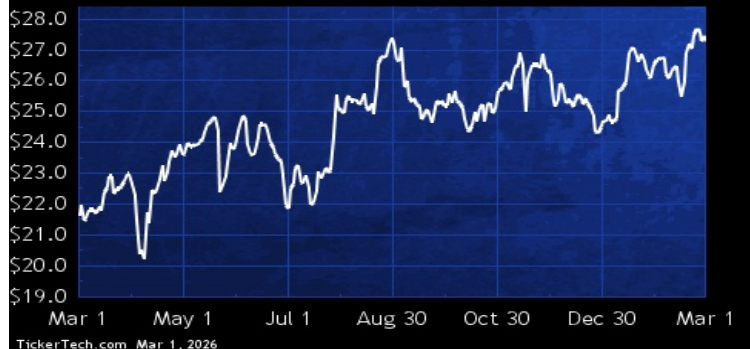
FLNG DIVIDEND HISTORY



TickerTech.com Feb 28, 2026

FLNG – 10.9% YIELD

Flex LNG Ltd



FLEX LNG Ltd. is an owner and commercial operator of fuel efficient, fifth generation liquefied natural gas (LNG) carriers. Co.'s business is focused on the operation of its long-term charters for its fleet. It owns and operates about nine M-type, Electronically Controlled, Gas Injection (MEGI) LNG carriers, of which four have partial re-liquefaction systems installed and three have full re-liquefaction systems installed, and four Generation X Dual Fuel (X-DF) LNG carriers.



Nothing in Dividend Channel is intended to be investment advice, nor does it represent the opinion of, counsel from, or recommendations by BNK Invest Inc. or any of its affiliates, subsidiaries or partners. None of the information contained herein constitutes a recommendation that any particular security, portfolio, transaction, or investment strategy is suitable for any specific person. All viewers agree that under no circumstances will BNK Invest, Inc., its subsidiaries, partners, officers, employees, affiliates, or agents be held liable for any loss or damage caused by your reliance on information obtained. By visiting, using or viewing this site, you agree to the following [Full Disclaimer & Terms of Service](#). Video widget and dividend videos powered by Market News Video. Quote data delayed at least 20 minutes; data powered by Ticker Technologies, and Mergent. [Contact Dividend Channel](#); [Meet Our Editorial Staff](#).