

10 Yield Gushing Energy Stocks

<http://www.energystockchannel.com/>

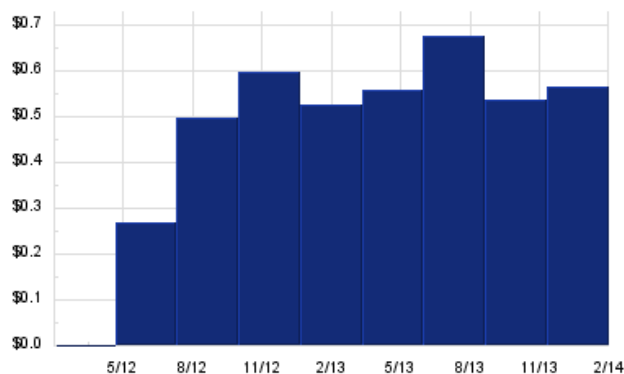
Energy Stock Channel paired our coverage universe of energy stocks, with Dividend Channel's proprietary DividendRank formula, to bring you this list of 10 top ranked energy dividend stocks. The DividendRank formula considers a variety of data – dividend history & yield, book value, quarterly earnings – and compares it to the stock's trading data to come up with certain calculations about profitability and about the stock's valuation (whether we think it looks "cheap" or "expensive"). The result is this list of the top most "interesting" ideas that merit further research.



SDR – Key Stats

Name:	SandRidge Mississippian Trust II
Website:	www.sandridgeenergy.com
Sector:	Oil & Gas Exploration & Production
36 Month Beta:	0.85
Total Market Cap:	\$313,000,000
% Held by Institutions:	NA%
% Held by ETFs:	0.01%

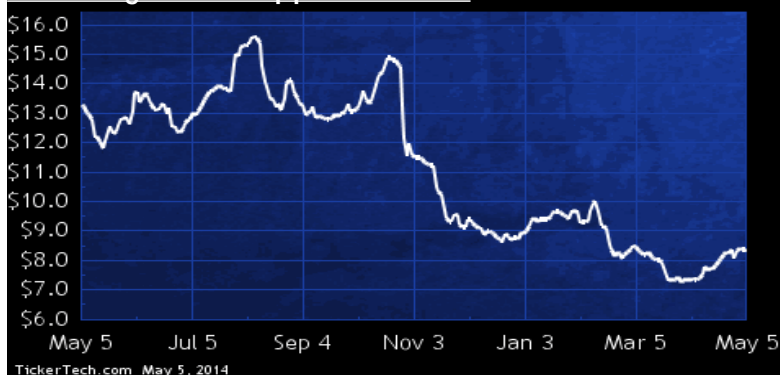
SDR Dividend History



TickerTech.com May 5, 2014

SDR – 26.9% Yield

SandRidge Mississippian Trust II

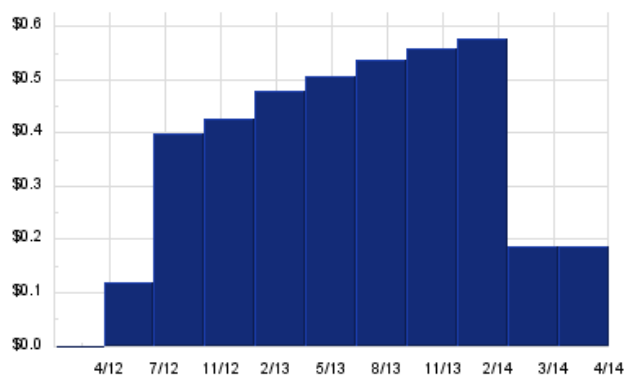


SandRidge Mississippian Trust II is a statutory trust formed among and by SandRidge Energy, Inc. (SandRidge), as Trustor, The Bank of New York Mellon Trust Company, N.A., as Trustee, and The Corporation Trust Company, as Delaware Trustee. Co. acquires and holds the royalty interests for the benefit of its unitholders pursuant to a trust agreement by and among SandRidge, the Trustee and the Delaware Trustee. SandRidge conveyed to Co.'s royalty interests in specified oil and natural gas properties in the Mississippian formation in Alfalfa, Grant, Kay, Noble and Woods counties in northern Oklahoma and Barber, Comanche, Harper and Sumner counties in southern Kansas.

ARP – Key Stats

Name:	Atlas Resource Partners, L.P.
Website:	www.atlasresourcepartners.com
Sector:	Oil & Gas Exploration & Production
36 Month Beta:	0.29
Total Market Cap:	\$1,262,000,000
% Held by Institutions:	NA%
% Held by ETFs:	1.29%

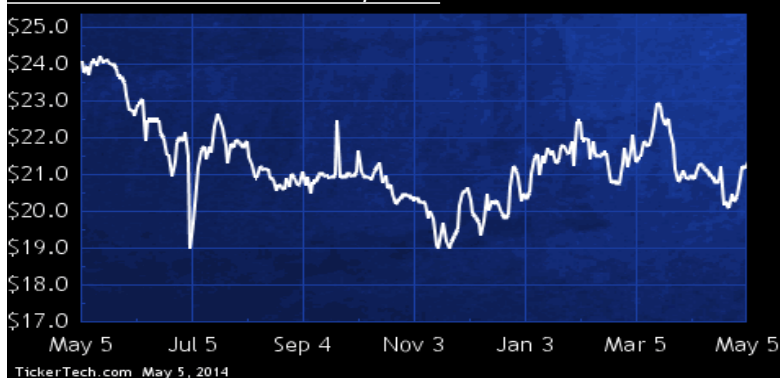
ARP Dividend History



TickerTech.com May 5, 2014

ARP – 10.8% Yield

Atlas Resource Partners, L.P.

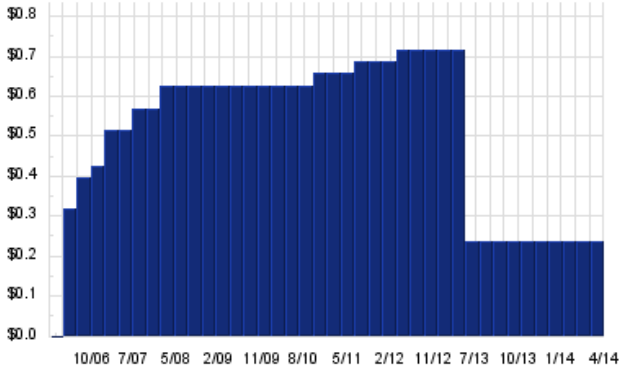


Atlas Resource Partners is an independent developer and producer of natural gas, crude oil and natural gas liquids, with operations in the following areas: the Barnett Shale and Marble Falls play in the Forth Worth Basin in northern Texas; the Appalachia basin, including the Marcellus Shale and the Utica Shale; the Mississippi Lime and Hunton plays in northwestern Oklahoma; the Chattanooga Shale in northeastern Tennessee, the Niobrara Shale in northeastern Colorado, the New Albany Shale in southwestern Indiana, and the Antrim Shale in Michigan. As of Dec 31 2012, Co. had proved natural gas and oil reserves of 723.36 billion cubic feet equivalent.

LINE – Key Stats

Name:	Linn Energy LLC
Website:	www.linnenergy.com
Sector:	Oil & Gas Exploration & Production
36 Month Beta:	0.65
Total Market Cap:	\$9,551,000,000
% Held by Institutions:	18.38%
% Held by ETFs:	0.14%

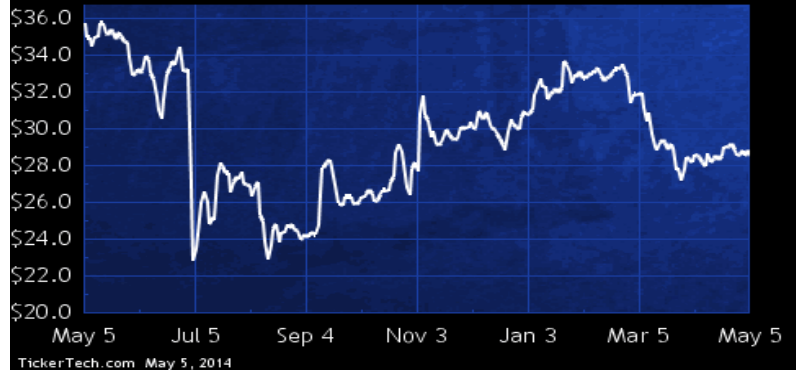
LINE Dividend History



TickerTech.com May 5, 2014

LINE – 10.2% Yield

Linn Energy LLC

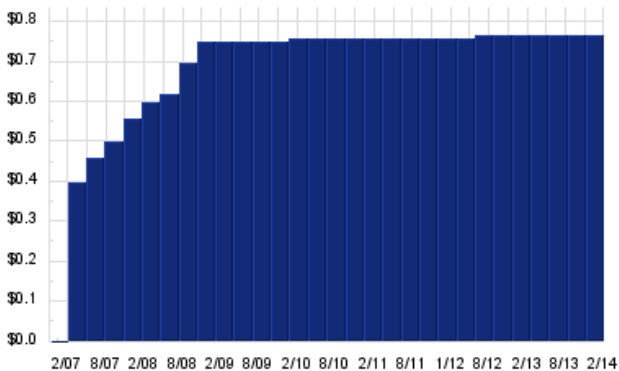


Linn Energy is an independent oil and natural gas company. Co.'s properties include: properties in Oklahoma, Louisiana and the eastern Texas Panhandle (including the Granite Wash and Cleveland horizontal plays); properties in Kansas and the Shallow Texas Panhandle; properties in southwest Wyoming; areas in west Texas and southeast New Mexico; the Antrim Shale formation in the northern Michigan and oil properties in southern Illinois; the Bakken formation in North Dakota and the Powder River Basin in Wyoming; the Brea Olinda Field of the Los Angeles Basin; and properties in east Texas. At Dec 31 2012, Co. had estimated total proved reserves of 4.80 trillion cubic feet of gas equivalent.

EVEP – Key Stats

Name:	EV Energy Partners LP
Website:	www.evenerypartners.com
Sector:	Oil & Gas Exploration & Production
36 Month Beta:	0.35
Total Market Cap:	\$1,721,000,000
% Held by Institutions:	66.09%
% Held by ETFs:	0.10%

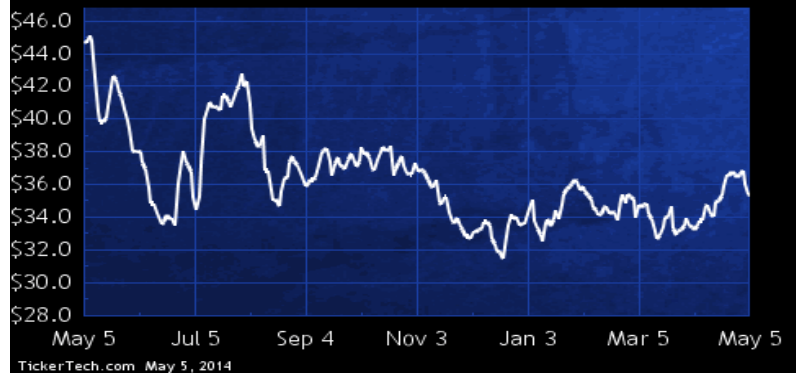
EVEP Dividend History



TickerTech.com May 5, 2014

EVEP – 8.7% Yield

EV Energy Partners LP

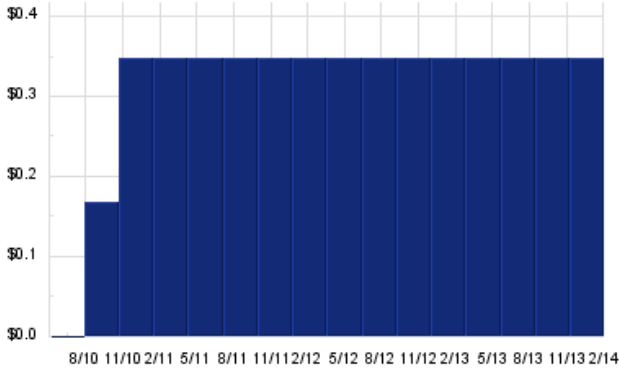


EV Energy Partners is engaged in the acquisition, development and production of oil and natural gas properties. Co.'s general partner is EV Energy GP, L.P. Co.'s properties are located in the Barnett Shale, the Appalachian Basin (which includes the Utica Shale), the Mid-Continent areas in Oklahoma, Texas, Arkansas, Kansas and Louisiana, the San Juan Basin, Central and East Texas (which includes the Austin Chalk area), the Permian Basin, the Monroe Field in Northern Louisiana, and Michigan. As of Dec 31 2012, Co. had estimated net proved reserves of 13.5 million barrels of oil, 609.50 billion cubic feet of natural gas, and 35.7 million barrels of natural gas liquids.

NKA — Key Stats

Name:	Niska Gas Storage Partners LLC
Website:	www.niskapartners.com
Sector:	Oil & Gas Equipment & Services
36 Month Beta:	1.00
Total Market Cap:	\$571,000,000
% Held by Institutions:	NA%
% Held by ETFs:	0.06%

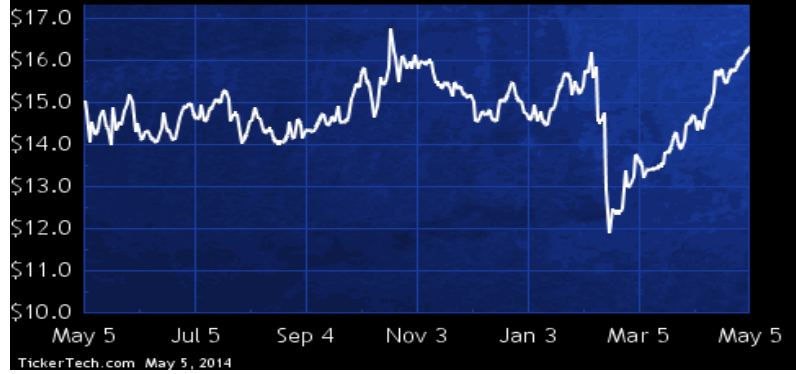
NKA Dividend History



TickerTech.com May 5, 2014

NKA — 8.6% Yield

Niska Gas Storage Partners LLC

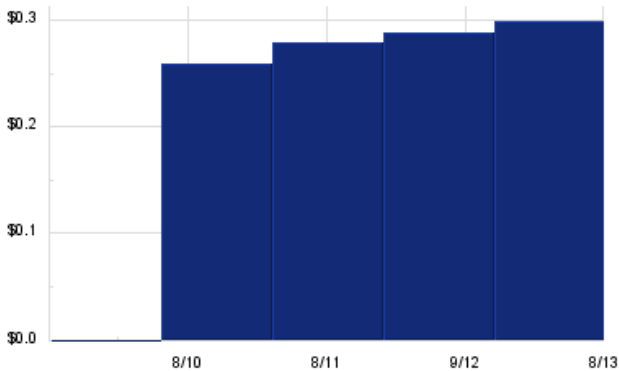


Niska Gas Storage Partners is engaged in the ownership and/or operation of natural gas storage assets in North America. Co. operates the Countess and Suffield gas storage facilities (collectively, the AECO Hub) in Alberta, Canada, and the Wild Goose and Salt Plains gas storage facilities in California and Oklahoma, respectively. Each of these facilities market natural gas storage services. Co. stores natural gas for a range of customers, including financial institutions, marketers, pipelines, power generators, utilities and producers of natural gas.

CZZ — Key Stats

Name:	Cosan Ltd
Website:	www.cosan.com.br
Sector:	Oil & Gas Refining & Marketing
36 Month Beta:	2.09
Total Market Cap:	\$2,103,000,000
% Held by Institutions:	NA%
% Held by ETFs:	0.23%

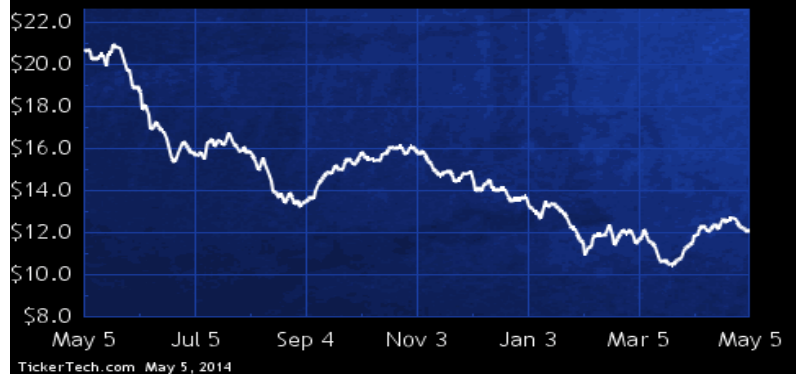
CZZ Dividend History



TickerTech.com May 5, 2014

CZZ — 2.5% Yield

Cosan Ltd

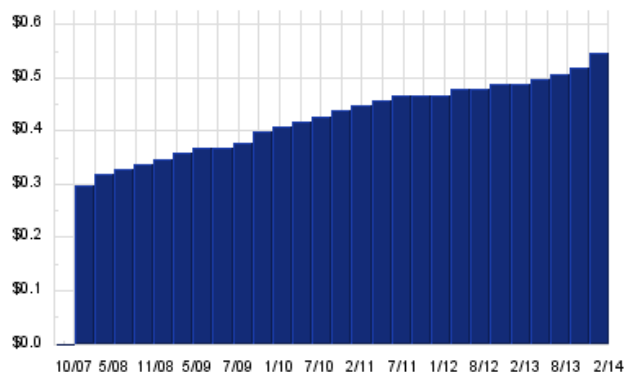


Cosan is a vertically integrated bioenergy company based in Bermuda. Co. prospects land, grows and processes sugarcane, distributes fuels, transports and sells sugar on the domestic and international markets and manufactures and sells lubricants. Co. presents five reportable segments: Raizen Energia, produces and exports sugar and ethanol and cogenerates electricity from sugarcane bagasse; Raizen Combustiveis, distributes fuels in the Brazilian market; Rumo, provides logistics services for the transportation of sugar and other commodities; Comgas, distributes and trades natural gas in the State of S?o Paulo; and Radar which invests in agricultural properties and leasing of agricultural land.

SEP – Key Stats

Name:	Spectra Energy Partners LP
Website:	www.spectraenergypartners.com
Sector:	Oil & Gas Equipment & Services
36 Month Beta:	0.52
Total Market Cap:	\$15,709,000,000
% Held by Institutions:	42.74%
% Held by ETFs:	0.10%

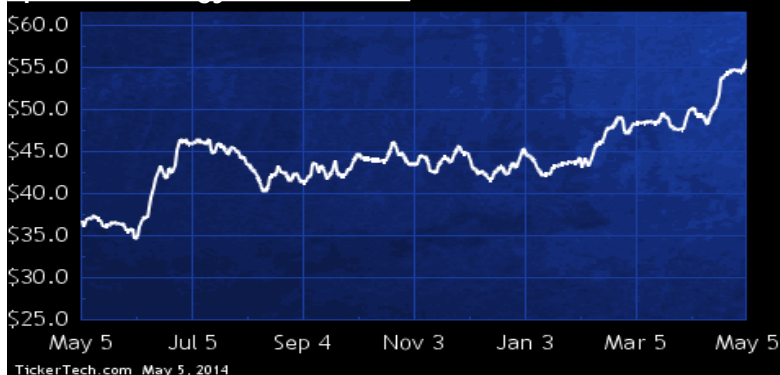
SEP Dividend History



TickerTech.com May 5, 2014

SEP – 2.4% Yield

Spectra Energy Partners LP

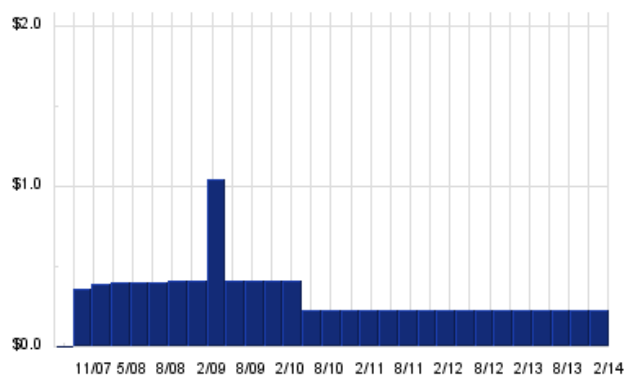


Spectra Energy Partners, through its subsidiaries and equity affiliates, is engaged in the transportation and gathering of natural gas through interstate pipeline systems and the storage of natural gas in underground facilities in the U.S. Co. owns and operates natural gas transportation and storage assets in Texas, Oklahoma, Arkansas, Tennessee, Virginia, Florida, Alabama, Louisiana, Georgia, Kentucky, Mississippi, Missouri, North Carolina, Maine, Massachusetts, New Hampshire and the Gulf of Mexico. Co.'s wholly owned operations and activities are managed by its general partner, Spectra Energy Partners (DE) GP, LP.

CPLP – Key Stats

Name:	Capital Product Partners L.P.
Website:	www.capitalplp.com
Sector:	Oil & Gas Equipment & Services
36 Month Beta:	1.66
Total Market Cap:	\$963,000,000
% Held by Institutions:	35.67%
% Held by ETFs:	0.34%

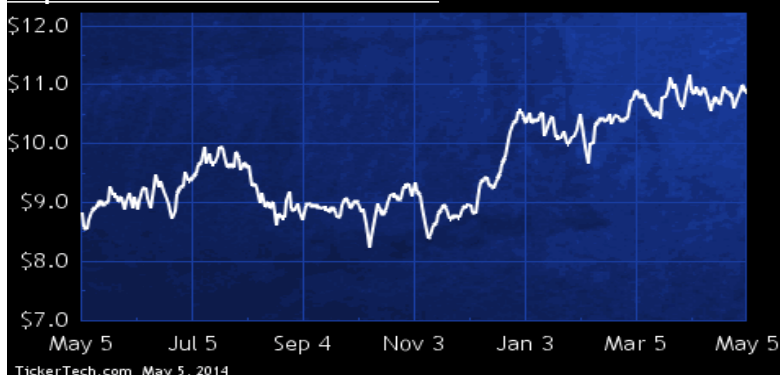
CPLP Dividend History



TickerTech.com May 5, 2014

CPLP – 8.5% Yield

Capital Product Partners L.P.

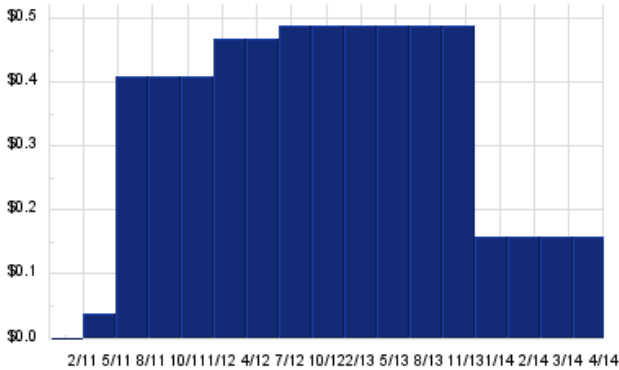


Capital Product Partners is an international tanker company and Co.'s vessels trade on a worldwide basis and are capable of carrying crude oil, refined oil products, such as gasoline, diesel, fuel oil and jet fuel, edible oils and certain chemicals such as ethanol as well as dry cargo and containerized goods. Co.'s fleet consists of 30 modern high specification vessels with an average age of approximately 5.8 years as of Dec 31 2013, consists of four Suezmax crude oil tankers, 18 modern MR tankers all of which are classed as IMO II/III vessels, seven postpanamax container carrier vessels and one Capesize bulk carrier.

QRE — Key Stats

Name:	QR Energy LP
Website:	www.qrenergylp.com
Sector:	Oil & Gas Exploration & Production
36 Month Beta:	0.66
Total Market Cap:	\$1,082,000,000
% Held by Institutions:	NA%
% Held by ETFs:	0.99%

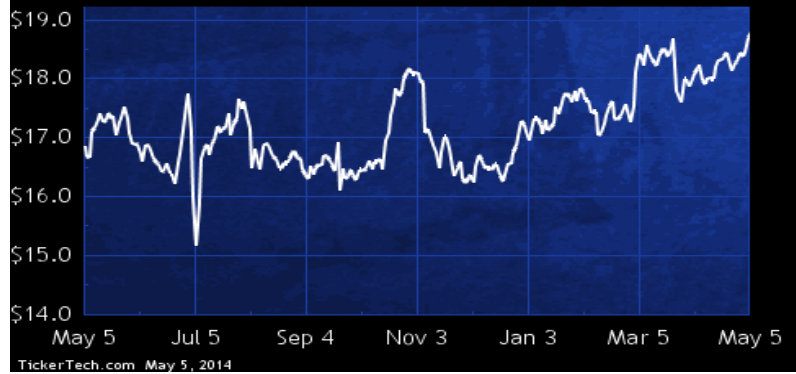
QRE Dividend History



TickerTech.com May 5, 2014

QRE — 10.4% Yield

QR Energy LP

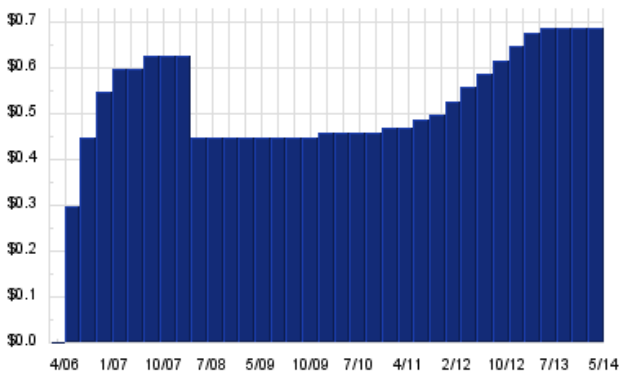


QR Energy is engaged in the acquisition, exploitation, development and production of oil and natural gas properties. Co.'s business activities are conducted through its wholly-owned subsidiary, QRE Operating, LLC. Co.'s properties are located in the Permian Basin, the Ark-La-Tex, Gulf Coast, and the Mid-Continent areas. Co. designs and manages the development, recompletion or workover for all of the wells it operates including the supervision of operation and maintenance activities. As of Dec 31 2012, Co.'s total estimated proved reserves were about 99.1 million barrels of oil equivalent, of which about 68.0% were oil and natural gas liquids and 75.0% were proved developed reserves.

CLMT — Key Stats

Name:	Calumet Specialty Product Partners LP
Website:	www.calumetspecialty.com
Sector:	Oil & Gas Refining & Marketing

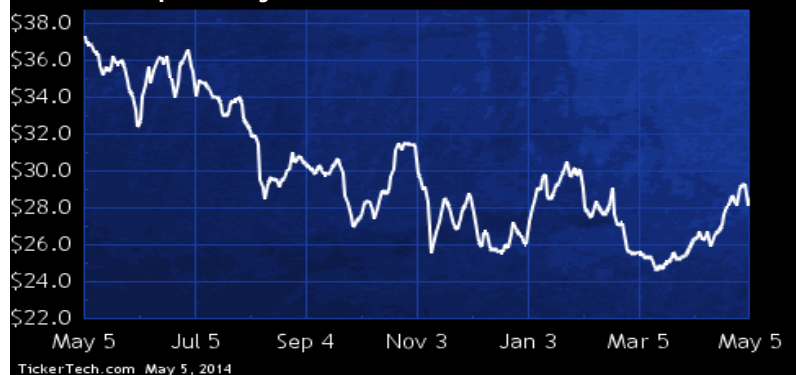
CLMT Dividend History



TickerTech.com May 5, 2014

CLMT — 9.6% Yield

Calumet Specialty Product Partners LP



Calumet Specialty Product Partners is a producer of hydrocarbon products and fuel products in North America. Co. has two business segments: specialty products, which processes crude oil and other feedstocks into a variety of lubricating oils, white mineral oils, solvents, petrolatums, waxes and asphalt; and fuel products, which processes crude oil into a variety of fuel and fuel-related products including gasoline, diesel, jet fuel and heavy fuel oils. In connection with its production of specialty products and fuel products, Co. also produces asphalt and a limited number of other by-products. Co.'s facilities are primarily located in Louisiana, Wisconsin, Montana, Texas and Pennsylvania.

 **Energy Stock Channel**

 **Dividend Channel**

Nothing in Dividend Channel is intended to be investment advice, nor does it represent the opinion of, counsel from, or recommendations by BNK Invest Inc. or any of its affiliates, subsidiaries or partners. None of the information contained herein constitutes a recommendation that any particular security, portfolio, transaction, or investment strategy is suitable for any specific person. All viewers agree that under no circumstances will BNK Invest, Inc., its subsidiaries, partners, officers, employees, affiliates, or agents be held liable for any loss or damage caused by your reliance on information obtained.

By visiting, using or viewing this site, you agree to the following [Full Disclaimer & Terms of Service](#). Video widget and dividend videos powered by Market News Video. Quote data delayed at least 20 minutes; [data powered by Ticker Technologies](#), and Mergent. [Contact Dividend Channel](#); [Meet Our Editorial Staff](#).