

## 10 Yield Gushing Energy Stocks

<http://www.energystockchannel.com/>

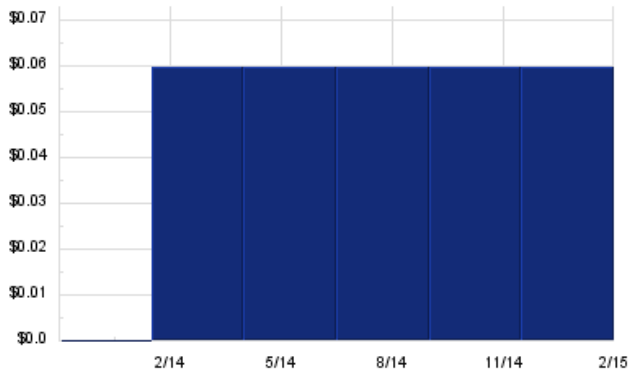
Energy Stock Channel paired our coverage universe of energy stocks, with Dividend Channel's proprietary DividendRank formula, to bring you this list of 10 top ranked energy dividend stocks. The DividendRank formula considers a variety of data – dividend history & yield, book value, quarterly earnings – and compares it to the stock's trading data to come up with certain calculations about profitability and about the stock's valuation (whether we think it looks "cheap" or "expensive"). The result is this list of the top most "interesting" ideas that merit further research.



## DNR — Key Stats

Name:	Denbury Resources, Inc. (DE)
Stock buyback:	<a href="#">DNR buyback</a>
Website:	<a href="http://www.denbury.com">www.denbury.com</a>
Sector:	<a href="#">Oil &amp; Gas Exploration &amp; Production</a>
36 Month Beta:	1.89
Total Market Cap:	\$3,142,000,000
% Held by Institutions:	106.87%
% Held by ETFs:	6.58%

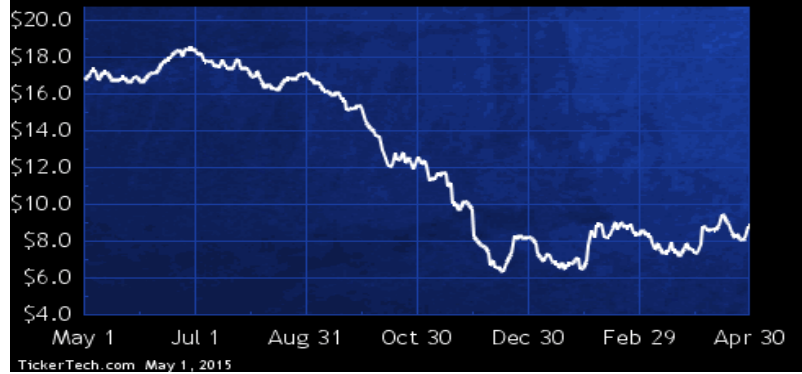
## DNR Dividend History



TickerTech.com May 1, 2015

## DNR — 2.8% Yield

### Denbury Resources, Inc.

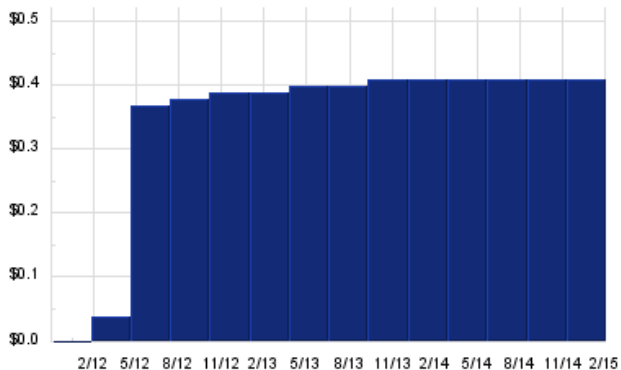


Denbury Resources is an oil and natural gas company. Co.'s primary focus is on enhanced oil recovery utilizing carbon dioxide, and operations are focused in two main operating areas: the Gulf Coast and Rocky Mountain regions. Co.'s properties with proved and producing reserves in the Gulf Coast region are situated in Mississippi, Texas, Louisiana and Alabama, and in the Rocky Mountain region in Montana, North Dakota and Wyoming. At Dec 31 2013, Co.'s total estimated proved reserves consisted of 386.7 million barrels of crude oil or other liquid hydrocarbons, 489.95 billion cubic feet of natural gas, carbon dioxide or helium; as well as 468.3 million barrels of oil equivalent.

## CMLP — Key Stats

Name:	Crestwood Midstream Partners LP (New)
Website:	<a href="http://www.crestwoodlp.com">www.crestwoodlp.com</a>
Sector:	<a href="#">Oil &amp; Gas Equipment &amp; Services</a>
36 Month Beta:	0.84
Total Market Cap:	\$3,016,000,000
% Held by Institutions:	57.31%
% Held by ETFs:	0.92%

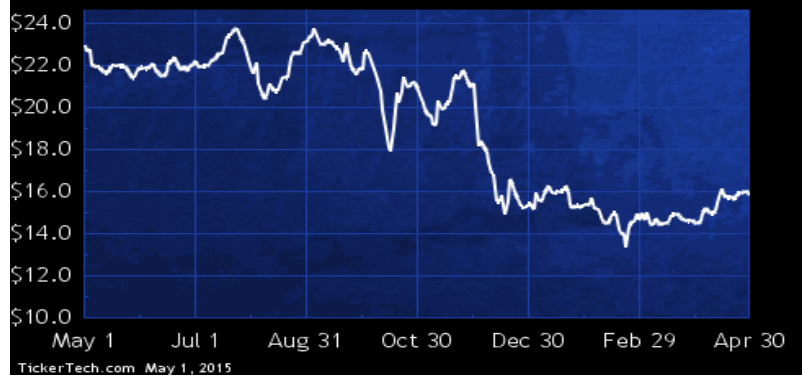
## CMLP Dividend History



TickerTech.com May 1, 2015

## CMLP — 10.3% Yield

### Crestwood Midstream Partners LP

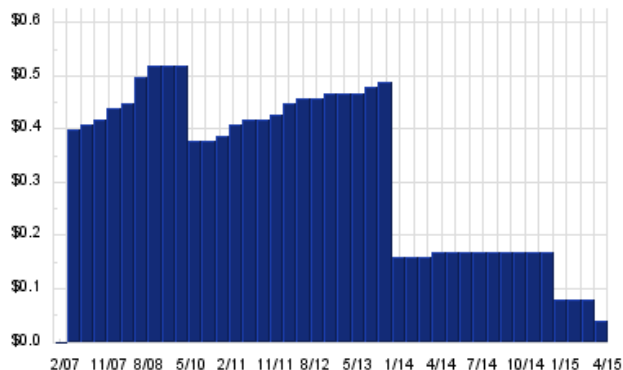


Crestwood Midstream Partners LP is a master limited partnership that develops, acquires, owns and operates fee-based assets and operations in the energy midstream sector. Co. has three segments: gathering and processing, which provides natural gas gathering, processing, treating and compression services in unconventional shale plays in West Virginia, Wyoming, Texas, Arkansas, New Mexico and Louisiana; natural gas liquid (NGL) and crude services, which includes its crude oil rail terminals, the Arrow gathering system, an NGL storage facility, and the operations of its US Salt, LLC subsidiary; and storage and transportation, which consists of its natural gas storage and transportation assets.

## BBEP — Key Stats

Name:	Breitbart Energy Partners LP
Website:	<a href="http://www.breitburn.com">www.breitburn.com</a>
Sector:	<a href="#">Oil &amp; Gas Exploration &amp; Production</a>
36 Month Beta:	1.62
Total Market Cap:	\$1,329,000,000
% Held by Institutions:	30.38%
% Held by ETFs:	0.95%

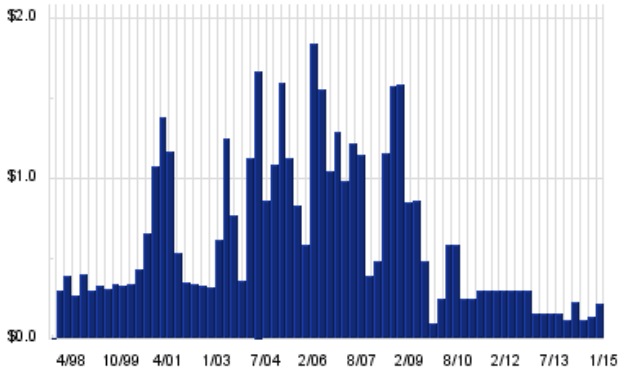
## BBEP Dividend History



## NAT — Key Stats (just posted)

Name:	Nordic American Tankers Ltd
Website:	<a href="http://www.nat.bm">www.nat.bm</a>
Sector:	Oil & Gas Equipment & Services
36 Month Beta:	1.54
Total Market Cap:	\$1,110,000,000
% Held by Institutions:	45.89%
% Held by ETFs:	2.87%

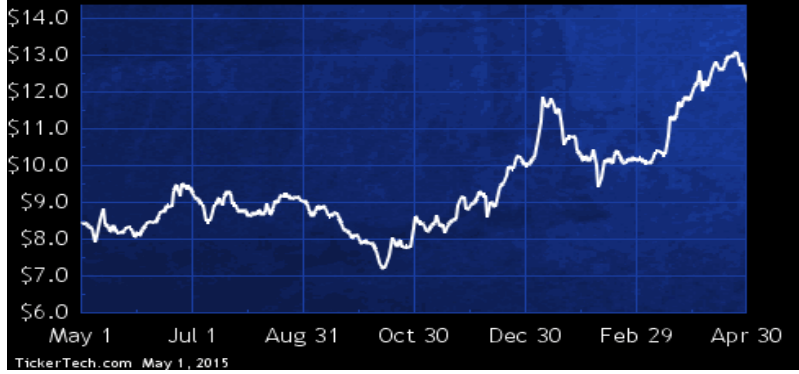
## NAT Dividend History



TickerTech.com May 1, 2015

## NAT — 12.4% Yield

### Nordic American Tankers Ltd



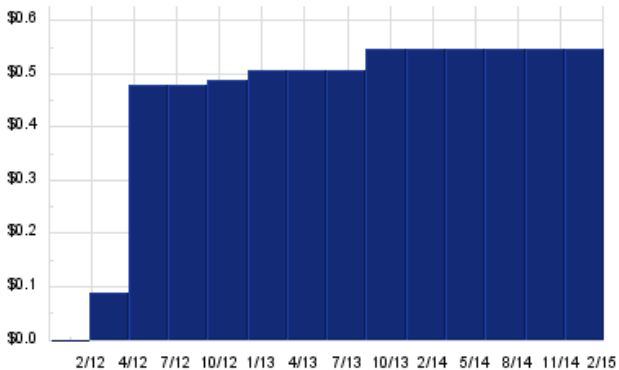
TickerTech.com May 1, 2015

Nordic American Tanker Shipping is an international tanker company. Co. is engaged in owning and operating double hull Suezmax crude oil tankers. Co. is an international tanker company that owns 20 Suezmax tankers. The 20 vessels Co. operates average approximately 156,000 dwt each. Co.'s Suezmax tankers are interchangeable assets within the Orion Tankers pool, because any pool vessel may be offered to the charterer for any voyage. Co.'s Suezmax vessel can carry one million barrels of oil. The Suezmax vessel is highly versatile, able to be utilized on most long-haul trade routes.

## MEMP — Key Stats

Name:	Memorial Production Partners LP
Stock buyback:	MEMP buyback
Website:	<a href="http://www.memorialpp.com">www.memorialpp.com</a>
Sector:	Oil & Gas Exploration & Production
36 Month Beta:	0.18
Total Market Cap:	\$1,483,000,000
% Held by Institutions:	51.42%
% Held by ETFs:	0.84%

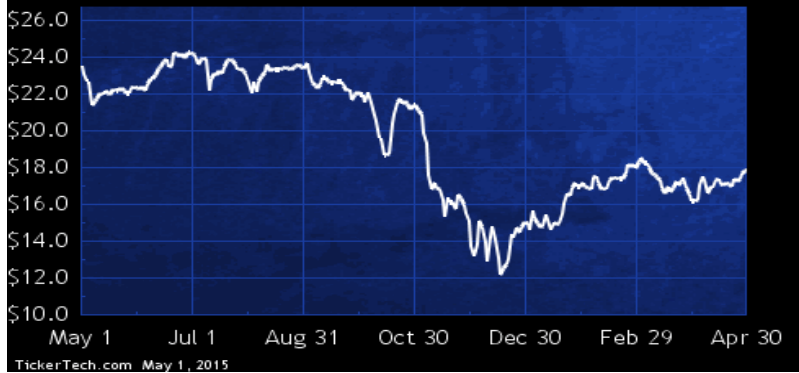
## MEMP Dividend History



TickerTech.com Apr 30, 2015

## MEMP — 12.3% Yield

### Memorial Production Partners LP



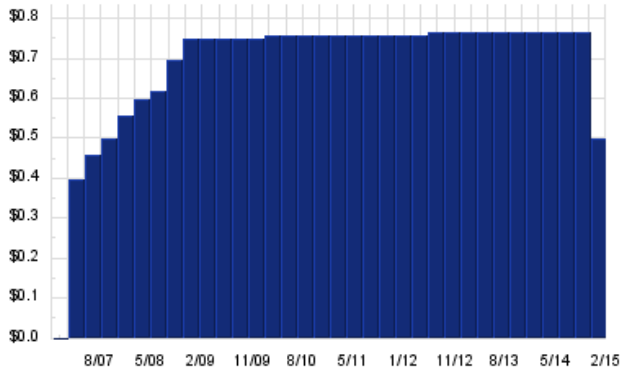
TickerTech.com May 1, 2015

Memorial Production Partners engages in the acquisition, exploitation, development and production of oil and natural gas properties. Co. designs and manages the development, recompletion and/or workover operations, and supervises other operation and maintenance activities, for the wells it operates. Co.'s business activities are conducted through its subsidiary, Memorial Production Operating LLC, and its subsidiaries. Co.'s assets consist mainly of producing oil and natural gas properties and are located in Texas, Louisiana, Colorado, Wyoming, New Mexico and offshore Southern California. At Dec 31 2013, Co. had total estimated proved reserves of 1.02 trillion cubic feet of gas equivalent.

## EVEP – Key Stats

Name:	EV Energy Partners LP
Website:	<a href="http://www.evenenergypartners.com">www.evenenergypartners.com</a>
Sector:	Oil & Gas Exploration & Production
36 Month Beta:	2.03
Total Market Cap:	\$848,000,000
% Held by Institutions:	50.47%
% Held by ETFs:	0.25%

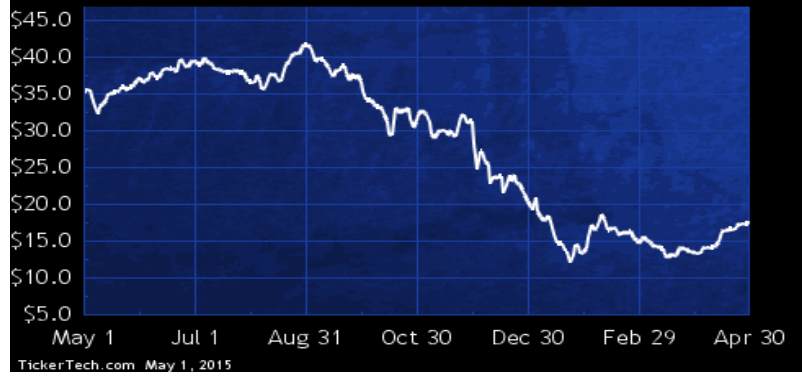
## EVEP Dividend History



TickerTech.com May 1, 2015

## EVEP – 11.4% Yield

### EV Energy Partners LP

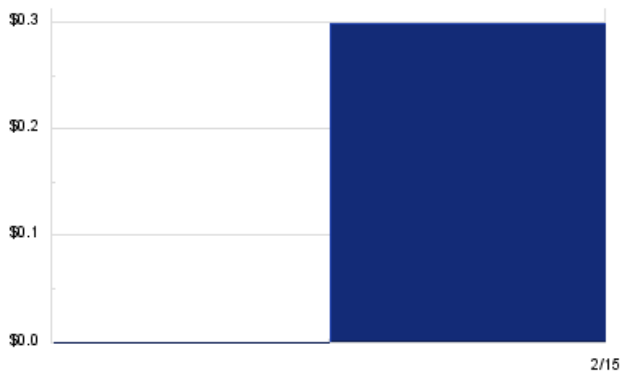


EV Energy Partners has two segments: exploration and production and midstream. Co.'s exploration and production segment is responsible for the acquisition, development and production of its oil and natural gas properties. Co.'s midstream segment, which is engaged in the construction and operation of natural gas processing, natural gas liquids fractionation, connecting pipeline infrastructure and gathering systems to serve production in the Utica Shale area in Ohio. As of Dec 31 2013, Co. had estimated net proved reserves of 13.1 million barrels of oil (MMBbls), 819.70 billion cubic feet of natural gas and 48.9 MMBbls of natural gas liquids.

## JPEP – Key Stats

Name:	JP Energy Partners LP
Website:	<a href="http://www.jpenergypartners.com">www.jpenergypartners.com</a>
Sector:	Oil & Gas Equipment & Services

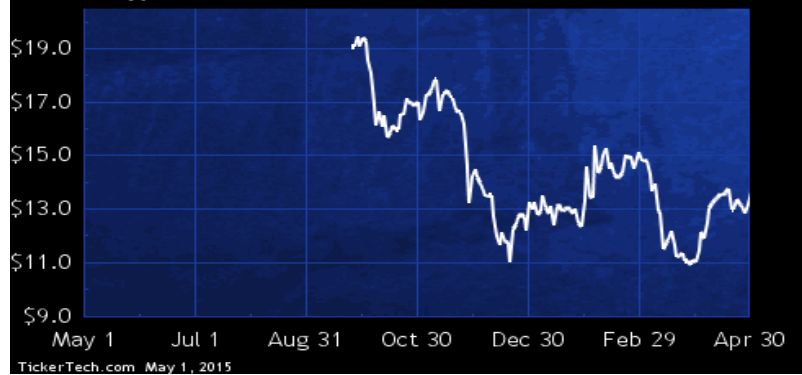
## JPEP Dividend History



TickerTech.com May 1, 2015

## JPEP – 9.5% Yield

### JP Energy Partners LP

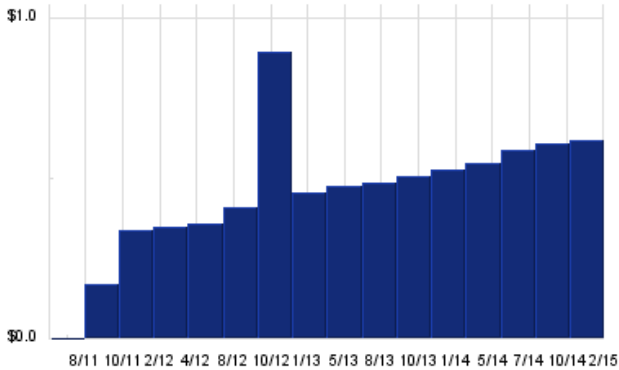


JP Energy Partners was formed to own, operate, develop and acquire a diversified portfolio of midstream energy assets. Co.'s operations consist of four business segments: (i) crude oil pipelines and storage, (ii) crude oil supply and logistics, (iii) refined products terminals and storage and (iv) NGL distribution and sales. Together its businesses provides midstream infrastructure solutions for the supply of crude oil, refined products and NGLs in the United States. Co.'s crude oil businesses are situated in high growth areas, including the Permian Basin, Mid-Continent and Eagle Ford shale.

## NGL — Key Stats

Name:	NGL Energy Partners LP
Website:	<a href="http://www.nglenergypartners.com">www.nglenergypartners.com</a>
Sector:	Oil & Gas Refining & Marketing
36 Month Beta:	0.31
Total Market Cap:	\$2,606,000,000
% Held by Institutions:	74.72%
% Held by ETFs:	0.70%

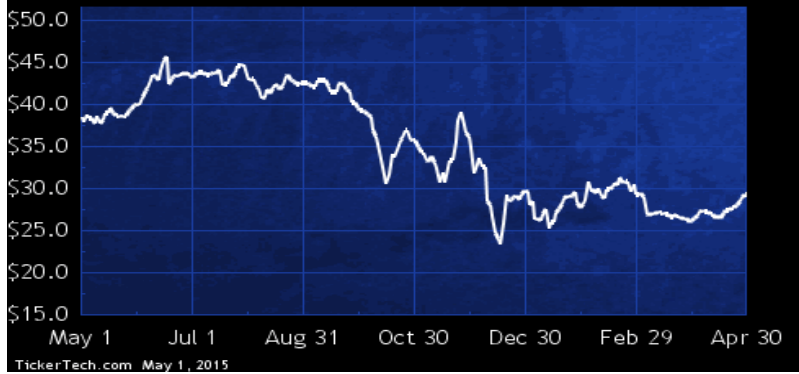
## NGL Dividend History



TickerTech.com Apr 30, 2015

## NGL — 8.6% Yield

### NGL Energy Partners LP



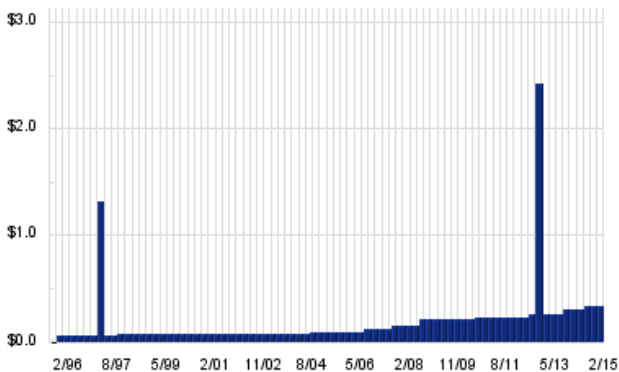
TickerTech.com May 1, 2015

NGL Energy Partners and its subsidiaries own and operate four primary businesses: crude oil logistics, which purchases crude oil from producers and transports it for resale; water solutions, which is engaged in the gathering, transportation, treatment, and disposal of wastewater generated from crude oil and natural gas production operations, and the sale of recycled water and recovered hydrocarbons; liquids, which purchases propane, butane, and other products from refiners, processing plants, producers, and other parties, and sells the product to participants in the wholesale markets; as well as retail propane, which sells propane, distillates, and equipment and supplies to end users.

## MUR — Key Stats

Name:	Murphy Oil Corp
Stock buyback:	MUR buyback
Website:	<a href="http://www.murphyoilcorp.com">www.murphyoilcorp.com</a>
Sector:	Oil & Gas Exploration & Production
36 Month Beta:	1.48
Total Market Cap:	\$8,731,000,000
% Held by Institutions:	81.3%
% Held by ETFs:	5.67%

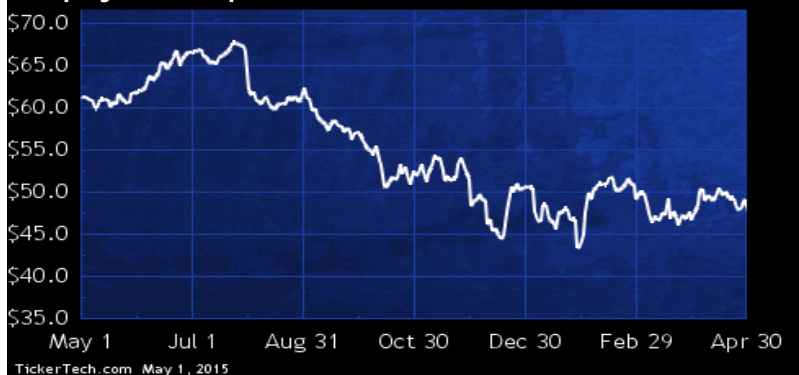
## MUR Dividend History



TickerTech.com May 1, 2015

## MUR — 3.0% Yield

### Murphy Oil Corp



TickerTech.com May 1, 2015

Murphy Oil is a holding company. Through its subsidiaries, Co. is an oil and gas exploration and production company. Co. explores for and produces crude oil, natural gas and natural gas liquids worldwide. Co. produces oil and natural gas in the U.S., Canada and Malaysia and conducts oil and natural gas exploration activities worldwide. Co. has an interest in a Canadian synthetic oil operation. Co. owns one petroleum refinery in the U. K. and markets petroleum products under various brand names and to unbranded wholesale customers. At Dec 31 2013, Co. had proved reserves of 378.6 million barrels of oil, 117.0 million barrels of synthetic oil, and 1,153.60 billion cubic feet of natural gas.

 **Energy Stock Channel**

 **Dividend Channel**

Nothing in Dividend Channel is intended to be investment advice, nor does it represent the opinion of, counsel from, or recommendations by BNK Invest Inc. or any of its affiliates, subsidiaries or partners. None of the information contained herein constitutes a recommendation that any particular security, portfolio, transaction, or investment strategy is suitable for any specific person. All viewers agree that under no circumstances will BNK Invest, Inc., its subsidiaries, partners, officers, employees, affiliates, or agents be held liable for any loss or damage caused by your reliance on information obtained. By visiting, using or viewing this site, you agree to the following [Full Disclaimer & Terms of Service](#). Video widget and dividend videos powered by Market News Video. Quote data delayed at least 20 minutes; [data powered by Ticker Technologies](#), and Mergent. [Contact Dividend Channel](#); [Meet Our Editorial Staff](#).