

## 10 Yield Gushing Energy Stocks

<http://www.energystockchannel.com/>

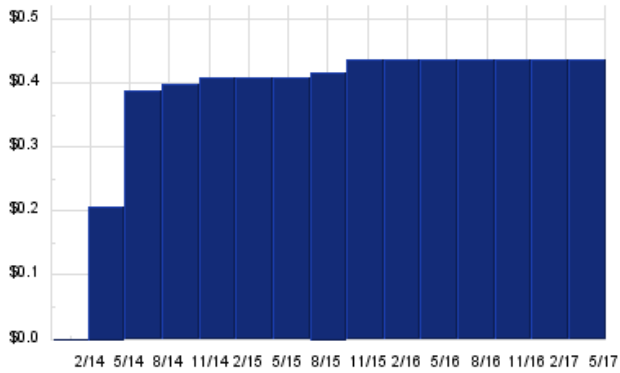
Energy Stock Channel paired our coverage universe of energy stocks, with Dividend Channel's proprietary DividendRank formula, to bring you this list of 10 top ranked energy dividend stocks. The DividendRank formula considers a variety of data – dividend history & yield, book value, quarterly earnings – and compares it to the stock's trading data to come up with certain calculations about profitability and about the stock's valuation (whether we think it looks "cheap" or "expensive"). The result is this list of the top most "interesting" ideas that merit further research.



## ARCX — Key Stats

Name:	ARC Logistics Partners LP
Website:	<a href="http://www.arcxlp.com">www.arcxlp.com</a>
Sector:	Oil & Gas Equipment & Services
36 Month Beta:	0.82
Total Market Cap:	\$292,000,000
% Held by Institutions:	43.66%
% Held by ETFs:	0.02%

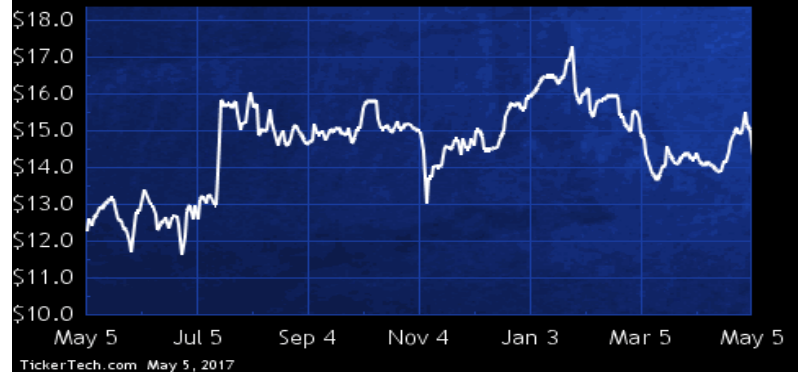
## ARCX Dividend History



TickerTech.com May 5, 2017

## ARCX — 12.3% Yield

### ARC Logistics Partners LP

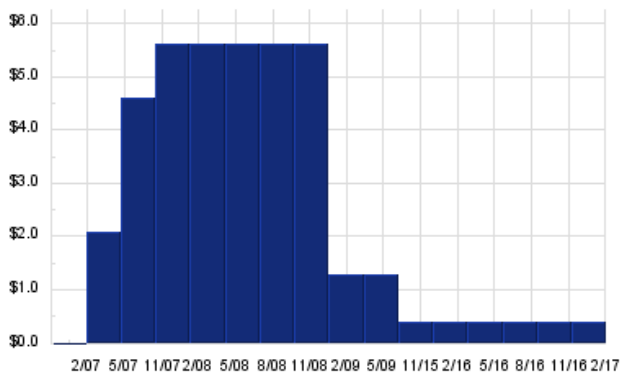


ARC Logistics Partners is engaged in the terminalling, storage, throughput and transloading of crude oil and petroleum products. As of Dec 31 2015, Co.'s energy logistics assets were located in the East Coast, Gulf Coast, Midwest, Rocky Mountains and West Coast regions of the U.S. and supply a group of third-party customers, including oil companies, independent refiners, crude oil and petroleum product marketers, distributors and various industrial manufacturers. Depending upon the location, Co.'s facilities possess pipeline, rail, marine and truck loading and unloading capabilities allowing customers to receive and deliver product throughout North America.

## SPP — Key Stats

Name:	Sanchez Production Partners LP
Website:	<a href="http://www.sanchezpp.com">www.sanchezpp.com</a>
Sector:	Oil & Gas Exploration & Production
36 Month Beta:	-3.65
Total Market Cap:	\$42,000,000
% Held by Institutions:	NA%
% Held by ETFs:	107.52%

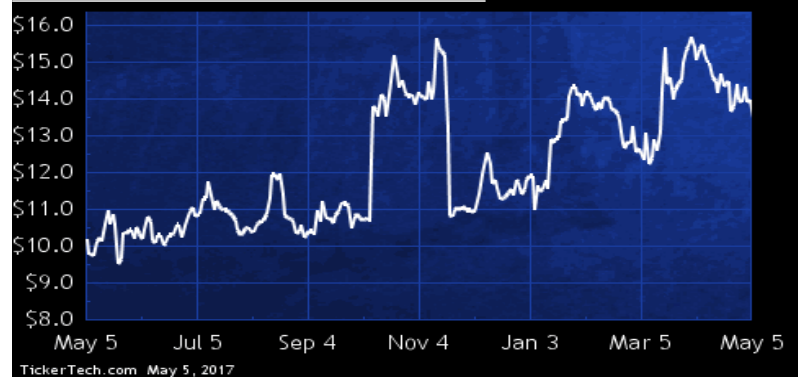
## SPP Dividend History



TickerTech.com May 5, 2017

## SPP — 12.8% Yield

### Sanchez Production Partners LP

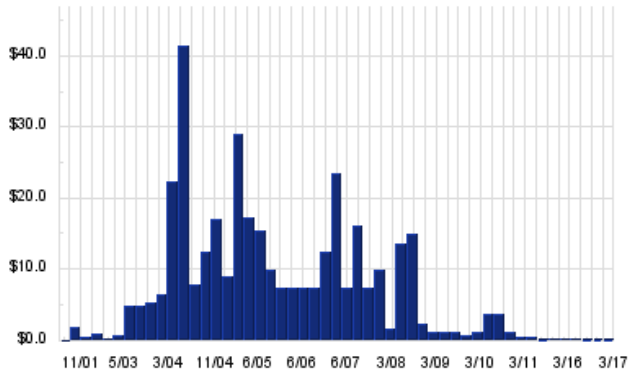


Sanchez Production Partners is focused on the acquisition, development, ownership and operation of midstream and other energy producing assets. Co. operates in two segments: midstream business, which includes the Catarina gathering system; and exploration and production business, which includes oil and natural gas reserves in the Eagle Ford Shale in South Texas and in other areas of Texas and Louisiana, as well as properties in the Mid-Continent region. As of Dec 31 2016, Co. had total proved reserves of 6.9 million barrels of oil equivalent, consisting of 3.5 million barrels of oil, 14.6 billion cubic feet of natural gas, 0.9 million barrels of natural gas liquids.

## FRO — Key Stats

Name:	Frontline Ltd
Website:	<a href="http://www.frontline.bm">www.frontline.bm</a>
Sector:	Oil & Gas Equipment & Services
36 Month Beta:	0.14
Total Market Cap:	\$1,109,000,000
% Held by Institutions:	NA%
% Held by ETFs:	1.52%

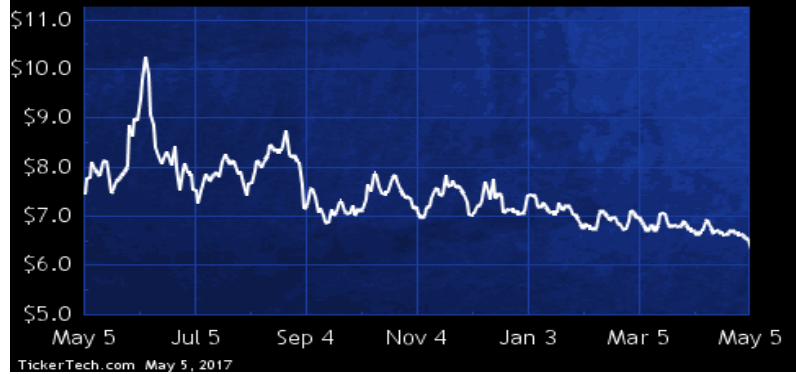
## FRO Dividend History



TickerTech.com May 5, 2017

## FRO — 9.5% Yield

### Frontline Ltd

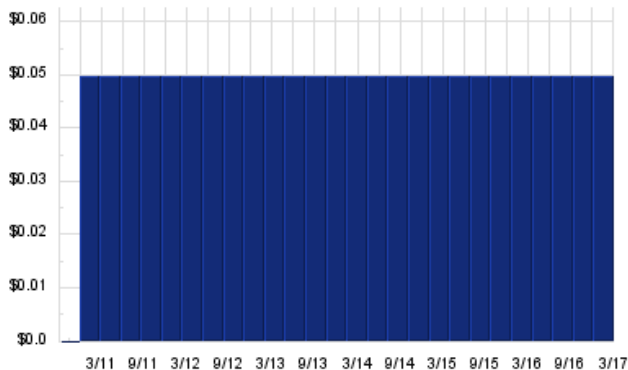


Frontline is engaged primarily in the ownership and operation of oil and product tankers. Co. operates oil tankers of two sizes: VLCCs, which are between 200,000 and 320,000 dwt, and Suezmax tankers, which are vessels between 120,000 and 170,000 dwt, and operates clean product tankers of two sizes: MR tankers, which are approx. 50,000 dwt, and LR2 tankers, which range in size from 111,000 to 115,000 dwt. Co. operates through subsidiaries and partnerships located in Bermuda, India, the Philippines, Liberia, Norway, the United Kingdom and Singapore. Co. is also involved in the charter, purchase and sale of vessels.

## NNA — Key Stats

Name:	Navios Maritime Acquisition Corp
Stock buyback:	<a href="#">NNA buyback</a>
Website:	<a href="http://www.navios-acquisition.com">www.navios-acquisition.com</a>
Sector:	Oil & Gas Equipment & Services
36 Month Beta:	1.65
Total Market Cap:	\$250,000,000
% Held by Institutions:	107.68%
% Held by ETFs:	2.17%

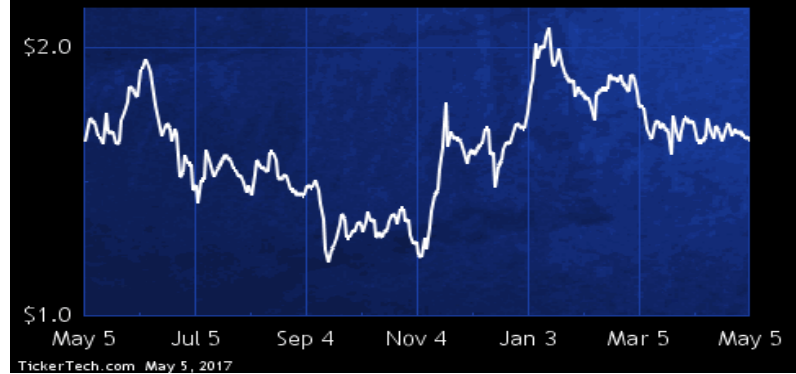
## NNA Dividend History



TickerTech.com May 5, 2017

## NNA — 12.1% Yield

### Navios Maritime Acquisition Corp

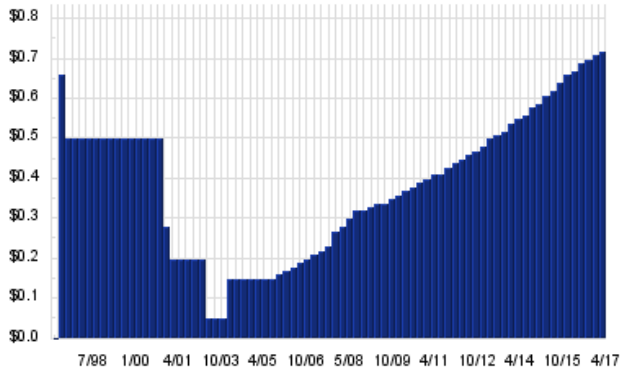


Navios Maritime Acquisition is an owner and operator of a fleet of modern crude oil, refined petroleum product and chemical tankers providing worldwide marine transportation services. Co. charters its vessels to international oil companies, refiners and large vessel operators under long, medium and short-term charters. Co.'s fleet consists of approximately 36 double-hulled tanker vessels, aggregating approximately 3.9 million deadweight tons, or dwt. The fleet includes: 8 VLCC tankers, which transport crude oil; 8 Long Range 1 product tankers; 18 Medium Range 2 product tankers; and 2 chemical tankers, which transport refined petroleum products and bulk liquid chemicals.

## GEL – Key Stats

Name:	Genesis Energy L.P.
Website:	<a href="http://www.genesisenergy.com">www.genesisenergy.com</a>
Sector:	Oil & Gas Equipment & Services
36 Month Beta:	1.46
Total Market Cap:	\$3,679,000,000
% Held by Institutions:	79.75%
% Held by ETFs:	1.51%

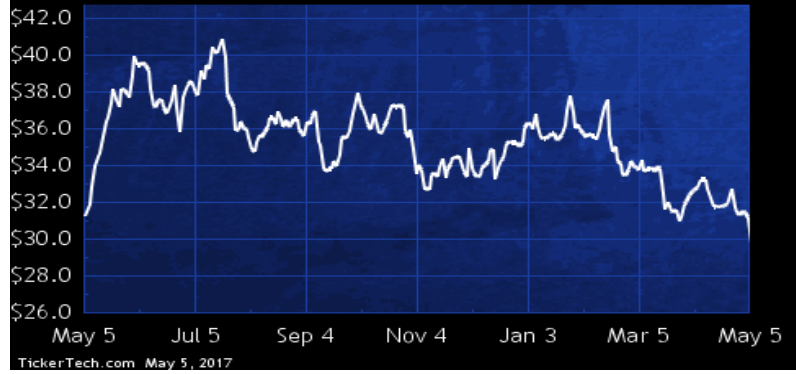
## GEL Dividend History



TickerTech.com May 5, 2017

## GEL – 9.7% Yield

### Genesis Energy L.P.

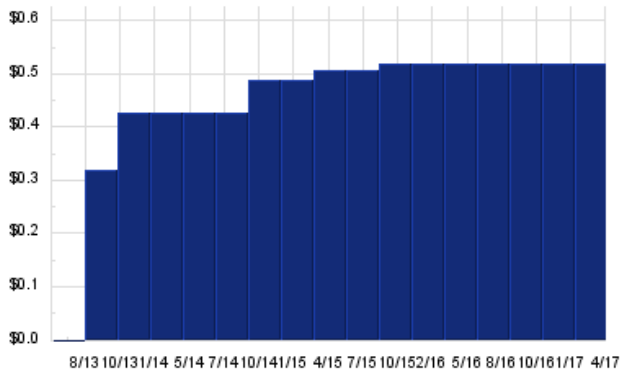


Genesis Energy is focused on the midstream segment of the oil and natural gas industry in the Gulf Coast region of the U.S., primarily Texas, Louisiana, Arkansas, Mississippi, Alabama, Florida, Wyoming and in the Gulf of Mexico. Co. manages its businesses through five divisions: onshore pipeline transportation of crude oil and carbon dioxide; offshore pipeline transportation of crude oil; refinery services involving processing of high sulfur gas streams; marine transportation to provide waterborne transportation of petroleum products and crude oil; and supply and logistics services, which include terminaling, blending, storing, marketing, and transporting crude oil and petroleum products.

## KNOP – Key Stats

Name:	KNOT Offshore Partners LP
Stock buyback:	KNOP buyback
Website:	<a href="http://www.knotoffshorepartners.com">www.knotoffshorepartners.com</a>
Sector:	Oil & Gas Equipment & Services
36 Month Beta:	0.57
Total Market Cap:	\$198,000,000
% Held by Institutions:	40.71%
% Held by ETFs:	0.03%

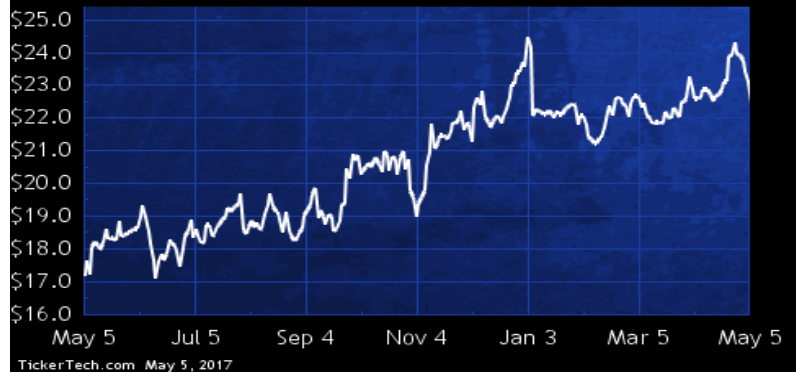
## KNOP Dividend History



TickerTech.com May 5, 2017

## KNOP – 9.3% Yield

### KNOT Offshore Partners LP

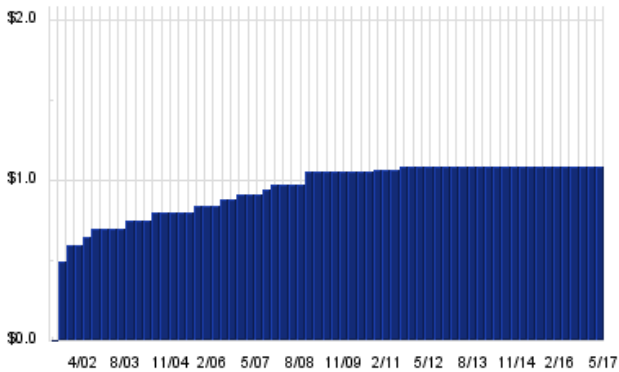


KNOT Offshore Partners is a limited partnership formed to own, operate and acquire shuttle tankers under long-term charters, which Co. defines as charters of five years or more. Co.'s initial fleet of shuttle tankers was contributed to Co. by Knutsen NYK Offshore Tankers AS, or KNOT, which is jointly owned by TS Shipping Invest AS (TSSI), and Nippon Yusen Kaisha (NYK). As of Dec. 31, 2016, Co.'s fleet consists of eleven shuttle tankers. The market for Co.'s services is the offshore oil transportation industry, and Co.'s customers consist primarily of major oil and gas companies, independent oil and gas producers and government-owned oil companies.

## NS — Key Stats

Name:	NuStar Energy LP
Website:	<a href="http://www.nustarenergy.com">www.nustarenergy.com</a>
Sector:	Oil & Gas Equipment & Services
36 Month Beta:	1.32
Total Market Cap:	\$3,740,000,000
% Held by Institutions:	55.15%
% Held by ETFs:	0.58%

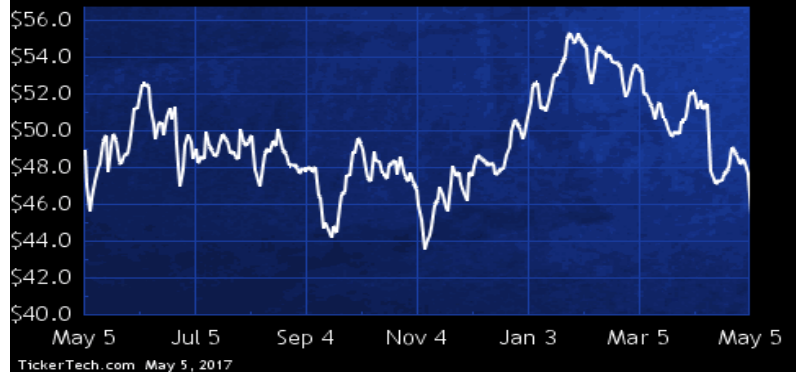
## NS Dividend History



TickerTech.com May 5, 2017

## NS — 9.7% Yield

### NuStar Energy LP

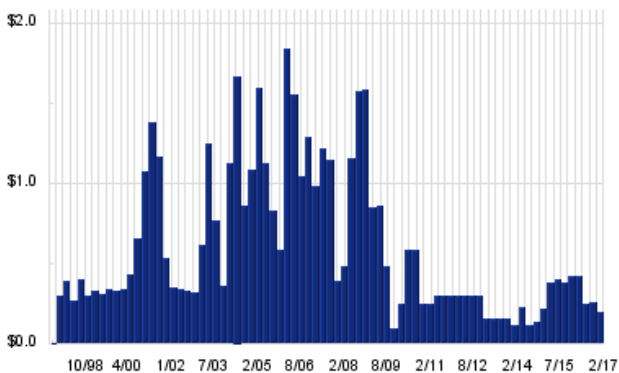


NuStar Energy is engaged in the transportation of petroleum products and anhydrous ammonia, the terminalling and storage of petroleum products and the marketing of petroleum products. Co.'s three reportable business segments are: pipeline, which consist of the transportation of refined petroleum products, crude oil and anhydrous ammonia; storage, which includes terminal and storage facilities that provide storage, handling and other services for petroleum products, crude oil, specialty chemicals and other liquids; and fuels marketing, which involve the purchase of crude oil, fuel oil, bunker fuel, fuel oil blending components and other refined products for resale.

## NAT — Key Stats

Name:	Nordic American Tankers Ltd
Stock buyback:	<a href="#">NAT buyback</a>
Website:	<a href="http://www.nat.bm">www.nat.bm</a>
Sector:	Oil & Gas Equipment & Services
36 Month Beta:	0.61
Total Market Cap:	\$767,000,000
% Held by Institutions:	48.67%
% Held by ETFs:	3.99%

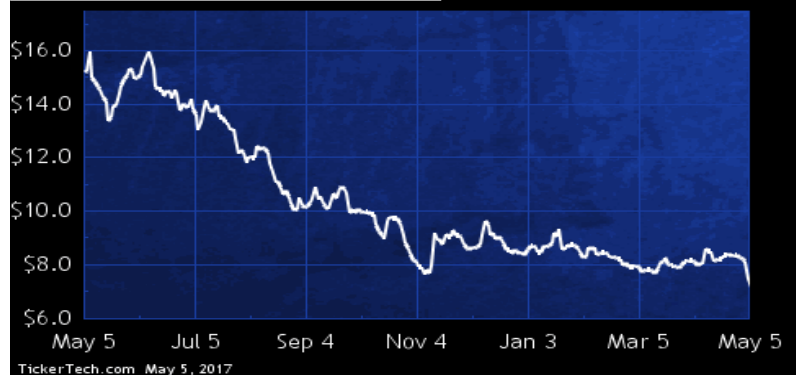
## NAT Dividend History



TickerTech.com May 5, 2017

## NAT — 11.2% Yield

### Nordic American Tankers Ltd

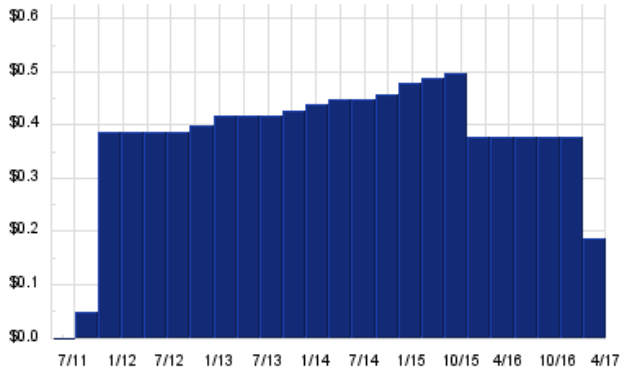


Nordic American Tankers Shipping is an international tanker company that owns 26 Suezmax tankers, including two newbuildings. The 24 vessels Co. operates average approx. 156,000 dwt each. Co. operates its vessels either in the spot market or on short term time charters.

## CCLP – Key Stats

Name:	CSI Compressco LP
Website:	<a href="http://www.compressco.com">www.compressco.com</a>
Sector:	Oil & Gas Equipment & Services
36 Month Beta:	2.11
Total Market Cap:	\$241,000,000
% Held by Institutions:	NA%
% Held by ETFs:	0.02%

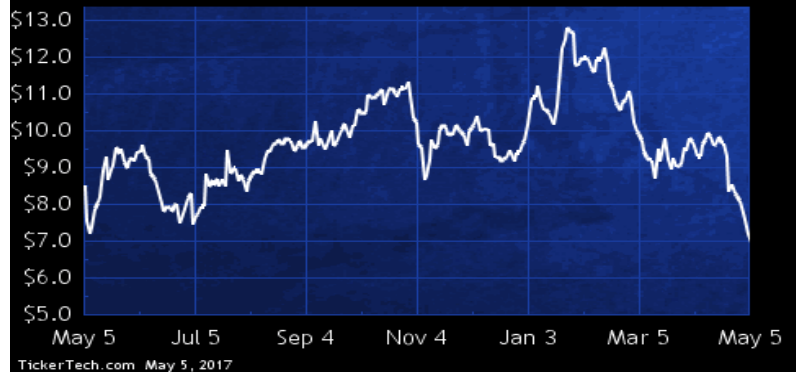
## CCLP Dividend History



TickerTech.com May 5, 2017

## CCLP – 10.8% Yield

### CSI Compressco LP

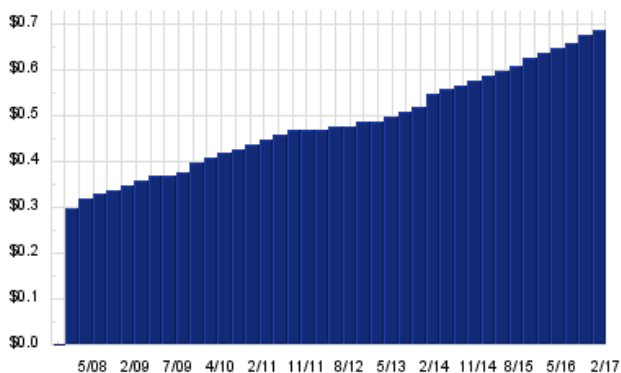


CSI Compressco is a provider of compression services and equipment for natural gas and oil production, gathering, transportation, processing, and storage. Co. sells standard and custom-designed compressor packages and oilfield fluid pump systems, and provide aftermarket services and compressor package parts and components manufactured by third-party suppliers. Co. provides these compression services and equipment to a range base of natural gas and oil exploration and production, midstream, and transmission companies operating throughout many of the onshore producing regions of the U.S. as well as in a number of foreign countries, including Mexico, Canada, and Argentina.

## SEP – Key Stats

Name:	Spectra Energy Partners LP
Website:	<a href="http://www.spectraenergypartners.com">www.spectraenergypartners.com</a>
Sector:	Oil & Gas Equipment & Services
36 Month Beta:	0.84
Total Market Cap:	\$13,926,000,000
% Held by Institutions:	41.25%
% Held by ETFs:	0.45%

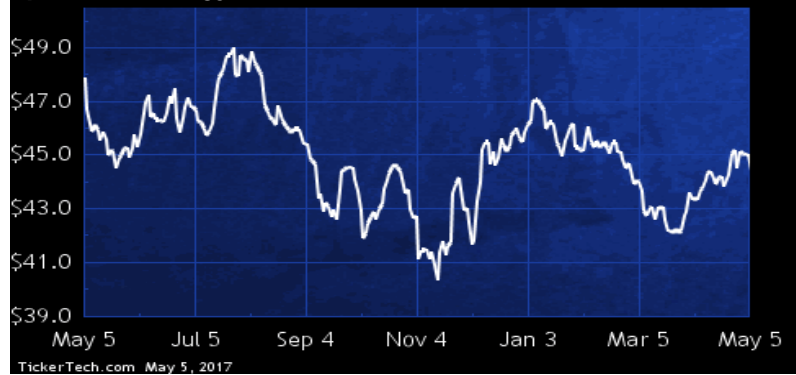
## SEP Dividend History



TickerTech.com May 5, 2017

## SEP – 6.3% Yield

### Spectra Energy Partners LP



Spectra Energy Partners is a holding company. Through its subsidiaries and equity affiliates, Co. engages in the transmission, storage and gathering of natural gas, and the transportation and storage of crude oil, through interstate pipeline systems of transmission and transportation pipelines and the storage of natural gas in underground facilities. Co.'s operations and activities are managed by its general partner, Spectra Energy Partners (DE) GP, LP. Co. has two segments: U.S. Transmission, which provides transmission, storage, and gathering of natural gas in northeastern and southeastern U.S.; and Liquids, which provide transportation and storage of crude oil in central U.S. and Canada.

 **Energy Stock Channel**

 **Dividend Channel**

Nothing in Dividend Channel is intended to be investment advice, nor does it represent the opinion of, counsel from, or recommendations by BNK Invest Inc. or any of its affiliates, subsidiaries or partners. None of the information contained herein constitutes a recommendation that any particular security, portfolio, transaction, or investment strategy is suitable for any specific person. All viewers agree that under no circumstances will BNK Invest, Inc., its subsidiaries, partners, officers, employees, affiliates, or agents be held liable for any loss or damage caused by your reliance on information obtained. By visiting, using or viewing this site, you agree to the following [Full Disclaimer & Terms of Service](#). Video widget and dividend videos powered by Market News Video. Quote data delayed at least 20 minutes; [data powered by Ticker Technologies](#), and Mergent. [Contact Dividend Channel](#); [Meet Our Editorial Staff](#).