

10 Yield Gushing Energy Stocks

<http://www.energystockchannel.com/>

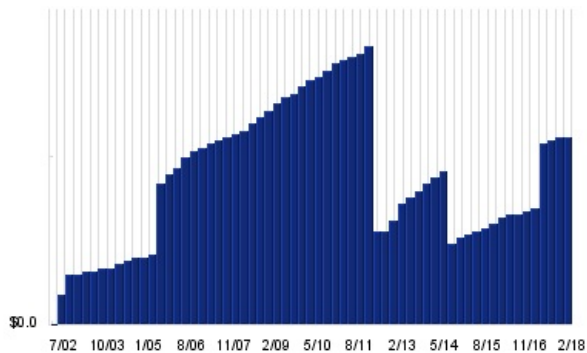
Energy Stock Channel paired our coverage universe of energy stocks, with Dividend Channel's proprietary DividendRank formula, to bring you this list of 10 top ranked energy dividend stocks. The DividendRank formula considers a variety of data – dividend history & yield, book value, quarterly earnings – and compares it to the stock's trading data to come up with certain calculations about profitability and about the stock's valuation (whether we think it looks "cheap" or "expensive"). The result is this list of the top most "interesting" ideas that merit further research.



ETP – KEY STATS

Name:	Energy Transfer Partners LP (New)
Website:	www.energytransfer.com
Sector:	Oil & Gas Equipment & Services
36 Month Beta:	2.00
Total Market Cap:	\$20,995,000,000
% Held by Institutions:	NA%
% Held by ETFs:	0.10%

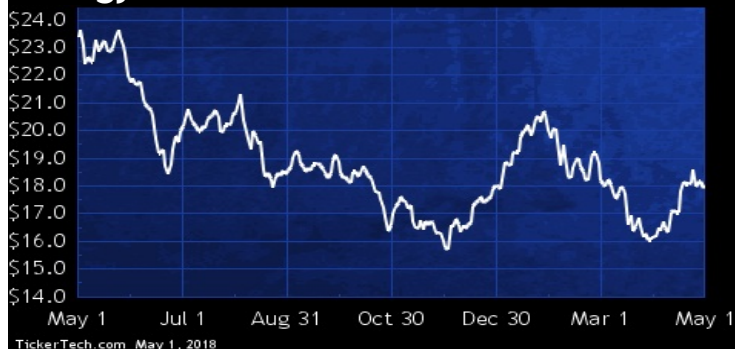
ETP DIVIDEND HISTORY



TickerTech.com May 1, 2018

ETP – 12.5% YIELD

Energy Transfer Partners LP

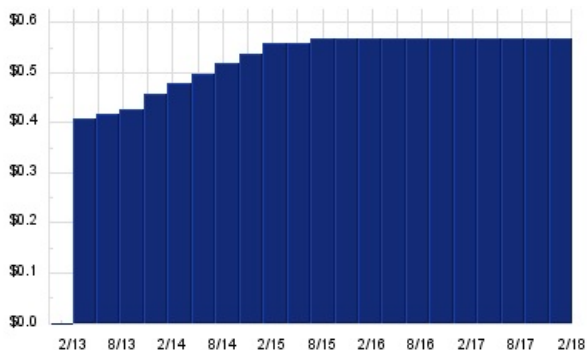


Sunoco Logistics Partners is principally engaged in the transport, terminalling and storage of crude oil, natural gas liquids (NGLs) and refined products. Co.'s segments are: Crude Oil, which provides transportation, terminalling and acquisition and marketing services to crude oil markets; NGLs, which transports, stores, and executes acquisition and marketing activities utilizing a complementary network of pipelines, storage and blending facilities, and off-take locations that provide access to multiple NGLs markets; and Refined Products, which provides transportation and terminalling services, through the use of refined products pipelines and refined products marketing terminals.

SMLP – KEY STATS

Name:	Summit Midstream Partners LP
Website:	www.summitmidstream.com
Sector:	Oil & Gas Equipment & Services
36 Month Beta:	2.37
Total Market Cap:	\$1,118,000,000
% Held by Institutions:	0%
% Held by ETFs:	0.95%

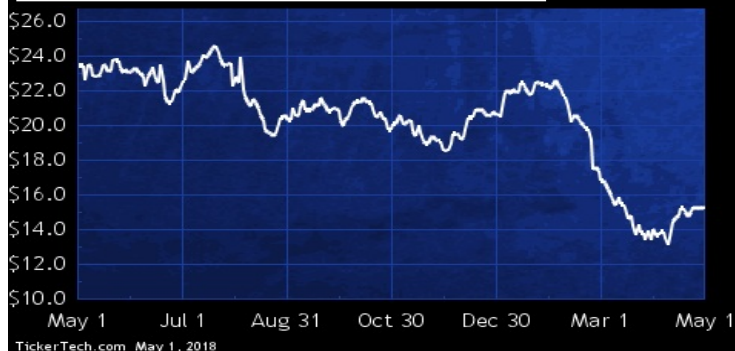
SMLP DIVIDEND HISTORY



TickerTech.com May 1, 2018

SMLP – 15.1% YIELD

Summit Midstream Partners LP

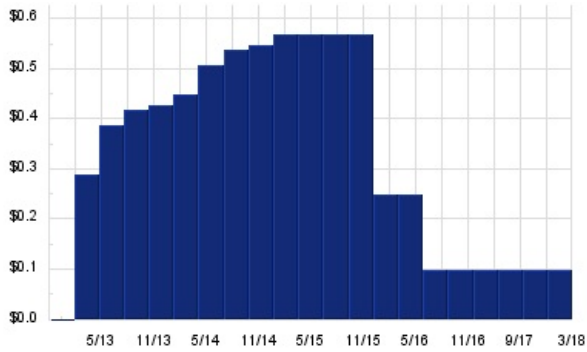


Summit Midstream Partners is engaged in developing, owning and operating midstream energy infrastructure assets. Co. provides natural gas gathering, treating and processing services as well as crude oil and produced water gathering services pursuant. Co.'s segments are: the Utica Shale, which includes its ownership interest in Ohio Gathering and is served by Summit Utica; the Williston Basin, which is served by Bison Midstream, Polar and Divide and Tioga Midstream; the Piceance/DJ Basins, which is served by Grand River and Niobrara G&P; the Barnett Shale, which is served by DFW Midstream; and the Marcellus Shale, which is served by Mountaineer Midstream.

SDLP – KEY STATS

Name:	Sedrill Partners LLC
Website:	www.seadrillpartners.com
Sector:	Oil & Gas Exploration & Production

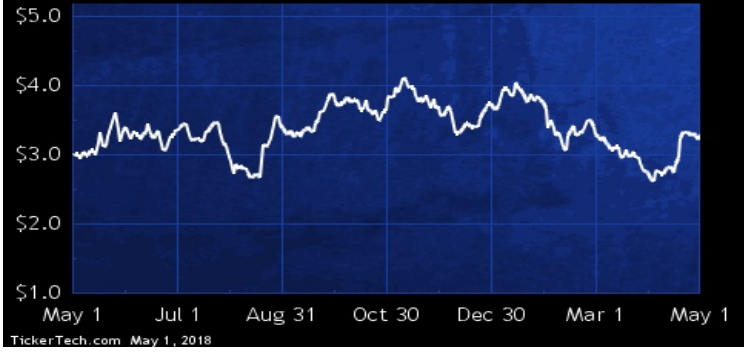
SDLP DIVIDEND HISTORY



TickerTech.com May 1, 2018

SDLP – 12.2% YIELD

Sedrill Partners LLC

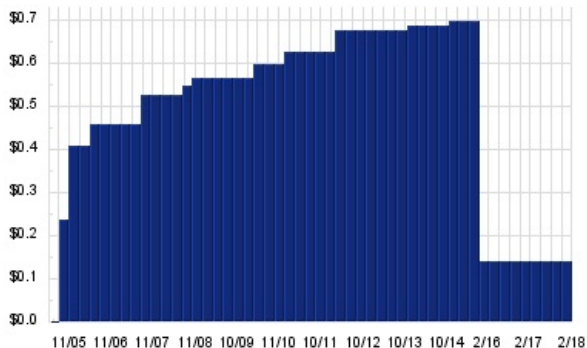


Sedrill Partners is engaged in owning, operating and acquiring offshore drilling units. Co.'s drilling units are under long-term contracts with major oil companies such as Chevron, Total, BP, ExxonMobil and Tullow. Offshore drillings units are categorized in four rigs: jack-up rigs which are mobile, self-elevating drilling platforms equipped with legs that are lowered to the ocean floor; tender rigs conduct production drilling from fixed or floating platforms; semi-submersible rigs operate in a "semi-submerged" floating position; and drillship which are self-propelled ships equipped for drilling in deepwater.

TGP – KEY STATS

Name:	Teekay LNG Partners LP
Website:	www.teekaylng.com
Sector:	Oil & Gas Equipment & Services
36 Month Beta:	1.61
Total Market Cap:	\$1,361,000,000
% Held by Institutions:	62.27%
% Held by ETFs:	0.48%

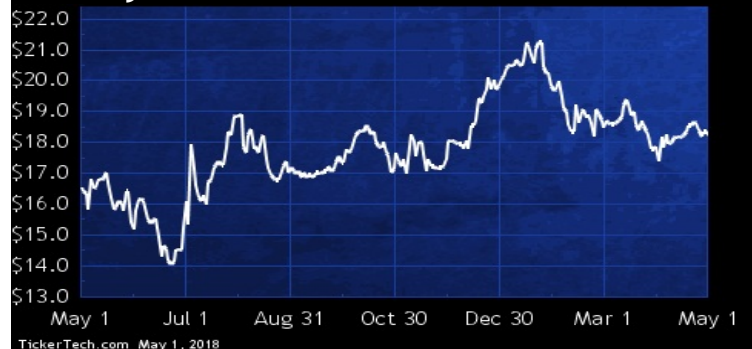
TGP DIVIDEND HISTORY



TickerTech.com May 1, 2018

TGP – 3.1% YIELD

Teekay LNG Partners LP



Teekay LNG Partners is a holding company. Co. is an international provider of marine transportation services for liquefied natural gas (LNG), liquefied petroleum gas (LPG) and crude oil. Co.'s fleet consists of 31 LNG carriers (including the six MALT LNG Carriers, four RasGas 3 LNG Carriers, four Angola LNG Carriers, and two Exmar LNG Carriers that are all accounted for under the equity method), 25 LPG carriers (including the 19 Exmar LPG Carriers that are accounted for under the equity method), five Suezmax-class crude oil tankers, and one Handymax product tanker, all of which are double-hulled. LPG shipping transports liquid petroleum gases, petrochemical gases and ammonia.

ENB — KEY STATS

Name:	Enbridge Inc
Website:	www.enbridge.com
Sector:	Oil & Gas Equipment & Services
36 Month Beta:	0.77
Total Market Cap:	\$49,872,000,000
% Held by Institutions:	66.34%
% Held by ETFs:	2.27%

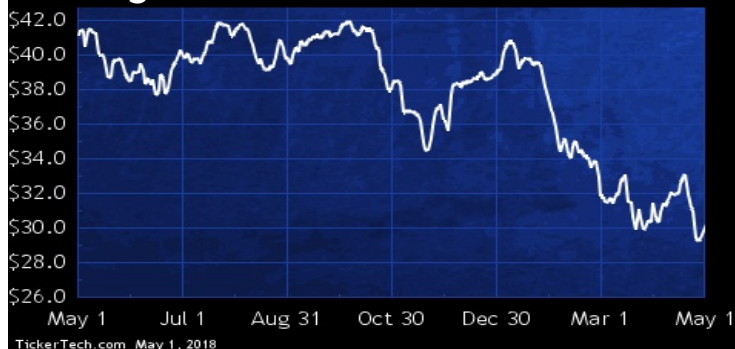
ENB DIVIDEND HISTORY



TickerTech.com May 1, 2018

ENB — 6.9% YIELD

Enbridge Inc



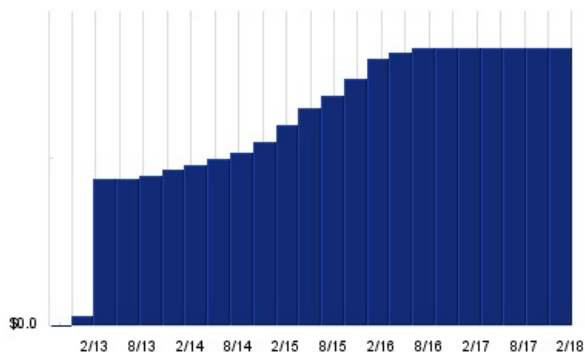
TickerTech.com May 1, 2018

Enbridge is an energy transportation and distribution company operating in 5 segments: Liquids Pipelines, consists of common carrier and contract crude oil, natural gas liquids and refined products pipelines and terminals; Gas Distribution, of Co.'s natural gas utility operations; Gas Pipelines and Processi consists of investments in natural gas pipelines and processing facilities; Green Power and Transmission, consists of Co.'s investments in renewable energy assets and transmission facilities; and Energy Services, consist of physical commodity marketing activity and logistical services.

SUN — KEY STATS

Name:	Sunoco LP
Website:	www.sunocolp.com
Sector:	Oil & Gas Equipment & Services
36 Month Beta:	0.98
Total Market Cap:	\$2,588,000,000
% Held by Institutions:	NA%
% Held by ETFs:	0.30%

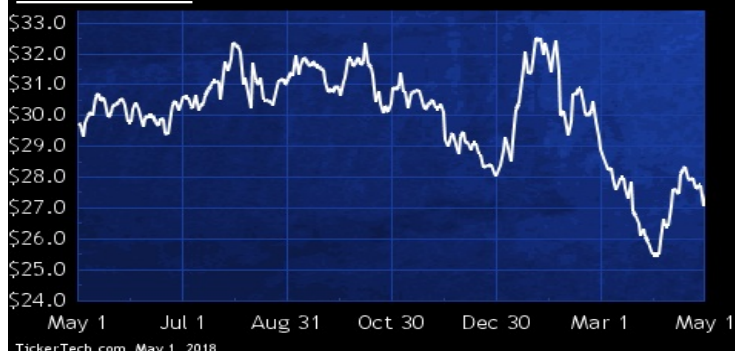
SUN DIVIDEND HISTORY



TickerTech.com May 1, 2018

SUN — 12.0% YIELD

Sunoco LP



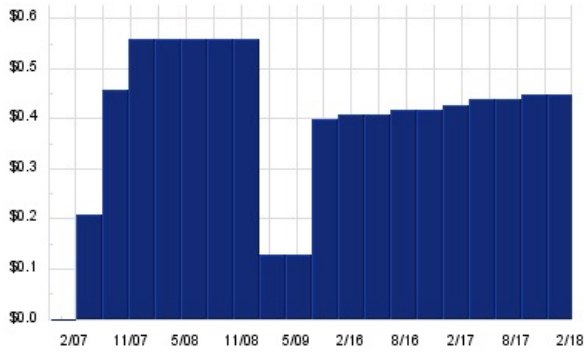
TickerTech.com May 1, 2018

Sunoco LP is engaged in the retail sale of motor fuels and merchandise through its company-operated convenience stores and retail fuel sites, as well as the wholesale distribution of motor fuels to convenience stores, independent dealers, commercial customers and distributors. As of Dec 31 2016, Co. operated approximately 1,345 convenience stores and fuel outlets, providing merchandise, food service, motor fuel and other services. Co.'s retail stores operate under several brands, including Stripes, APlus, and Aloha Island Mart. Co. operates its business as two segments, which are engaged in wholesale fuel distribution and retail fuel and merchandise sales, respectively.

SNMP – KEY STATS

Name: Sanchez Midstream Partners LP
 Website: www.sanchezpp.com
 Sector: Oil & Gas Equipment & Services

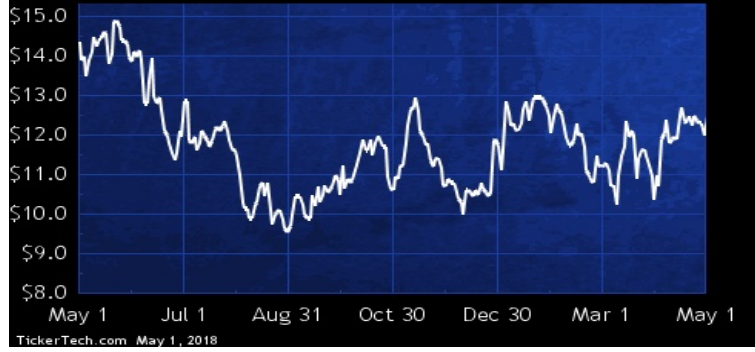
SNMP DIVIDEND HISTORY



TickerTech.com May 1, 2018

SNMP – 14.4% YIELD

Sanchez Midstream Partners LP



Sanchez Production Partners is focused on the acquisition, development, ownership and operation of midstream and other producing assets in North America. Co. operates in two segments: midstream business, which includes the Western Catarina gathering system; and production business, which includes oil and natural gas reserves in the Eagle Ford Shale in South Texas and in other areas of Texas and Louisiana, as well as properties in the Mid-Continent region. As of Dec 31 2016, Co. had total proved reserves of 6.9 million barrels of oil equivalent, consisting of 3.5 million barrels of oil, 14.6 billion cubic feet of natural gas, and 0.9 million barrels of natural gas liquids.

GLOP – KEY STATS

Name: GasLog Partners LP
 Website: www.gaslogmlp.com
 Sector: Oil & Gas Equipment & Services

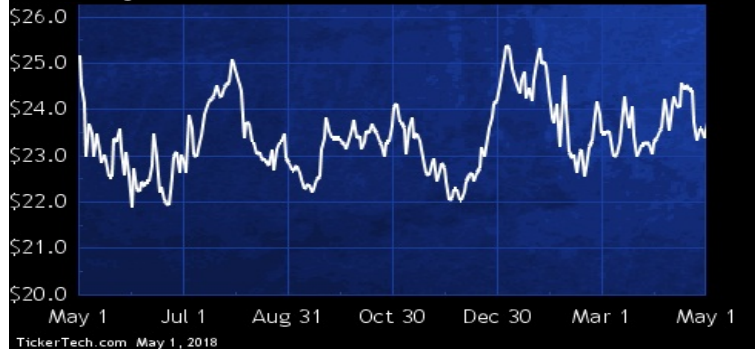
GLOP DIVIDEND HISTORY



TickerTech.com May 1, 2018

GLOP – 8.9% YIELD

GasLog Partners LP

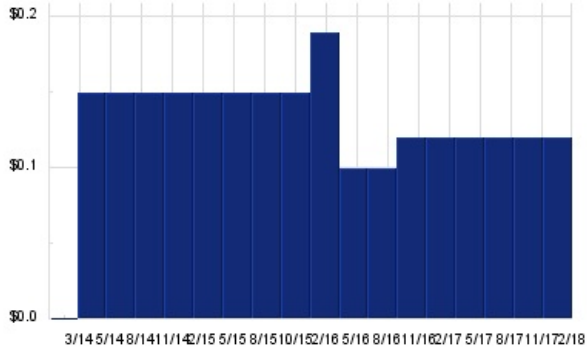


GasLog Partners is a holding company. Co. is a limited partnership formed to own, operate and acquire liquefied natural gas (LNG) carriers engaged in LNG transportation under long-term charters. As of Feb 8 2018, Co. has a fleet of 12 LNG carriers, including seven vessels with TFDE propulsion technology and five Steam vessels. Co. provides services of its ships under time charters. A time charter is a contract for the use of the ship for a specified term at a daily hire rate. Under a time charter, the ship owner provides crewing and other services related to the ship's operation, the cost of which is covered by the hire rate, and the customer is responsible for all of the ship voyage costs.

AROC — KEY STATS

Name:	Archrock Inc
Website:	www.archrock.com
Sector:	Oil & Gas Equipment & Services
36 Month Beta:	4.02
Total Market Cap:	\$770,000,000
% Held by Institutions:	NA%
% Held by ETFs:	16.02%

AROC DIVIDEND HISTORY



 **Energy Stock Channel**

 **Dividend Channel**

Nothing in Dividend Channel is intended to be investment advice, nor does it represent the opinion of, counsel from, or recommendations by BNK Invest Inc. or any of its affiliates, subsidiaries or partners. None of the information contained herein constitutes a recommendation that any particular security, portfolio, transaction, or investment strategy is suitable for any specific person. All viewers agree that under no circumstances will BNK Invest, Inc., its subsidiaries, partners, officers, employees, affiliates, or agents be held liable for any loss or damage caused by your reliance on information obtained. By visiting, using or viewing this site, you agree to the following [Full Disclaimer & Terms of Service](#). Video widget and dividend videos powered by Market News Video. Quote data delayed at least 20 minutes; data powered by Ticker Technologies, and Mergent. [Contact Dividend Channel](#); [Meet Our Editorial Staff](#).