

10 Yield Gushing Energy Stocks

<http://www.energystockchannel.com/>

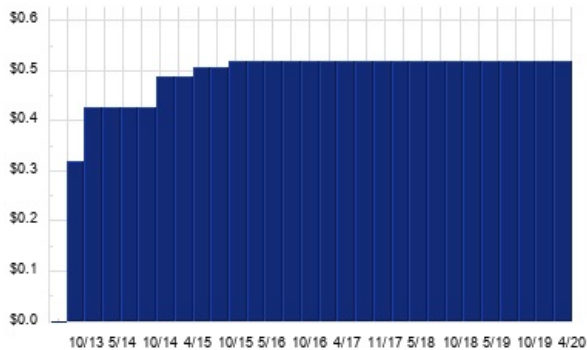
Energy Stock Channel paired our coverage universe of energy stocks, with Dividend Channel's proprietary DividendRank formula, to bring you this list of 10 top ranked energy dividend stocks. The DividendRank formula considers a variety of data – dividend history & yield, book value, quarterly earnings – and compares it to the stock's trading data to come up with certain calculations about profitability and about the stock's valuation (whether we think it looks "cheap" or "expensive"). The result is this list of the top most "interesting" ideas that merit further research.



KNOP — KEY STATS

Name:	KNOT Offshore Partners LP
Stock buyback:	KNOP buyback
Website:	www.knotoffshorepartners.com
Sector:	Oil & Gas Equipment & Services
36 Month Beta:	1.66
Total Market Cap:	\$122,000,000
% Held by Institutions:	20.8%
% Held by ETFs:	3.77%

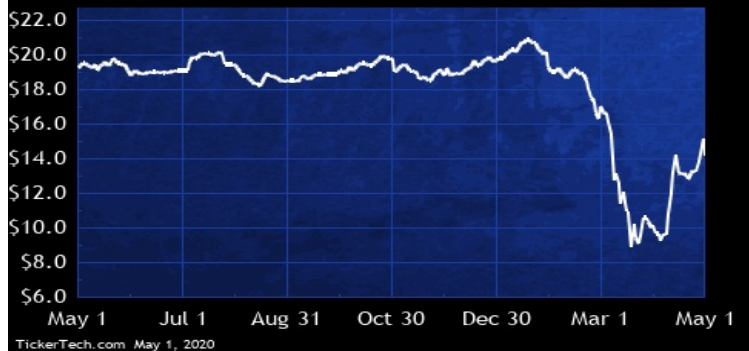
KNOP DIVIDEND HISTORY



TickerTech.com May 1, 2020

KNOP — 14.7% YIELD

KNOT Offshore Partners LP

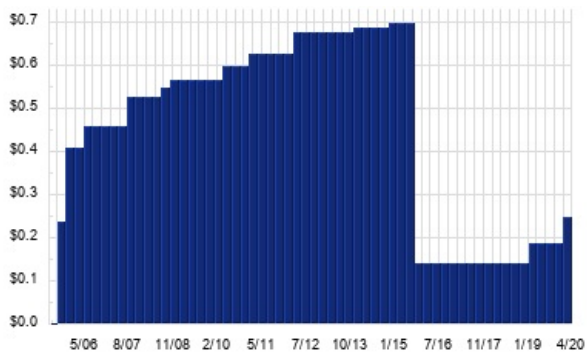


KNOT Offshore Partners is a limited partnership formed to own, operate and acquire shuttle tankers under long-term charters, which Co. defines as charters of five years or more.

TGP — KEY STATS

Name:	Teekay LNG Partners LP
Stock buyback:	TGP buyback
Website:	www.teekaylng.com
Sector:	Oil & Gas Equipment & Services
36 Month Beta:	1.51
Total Market Cap:	\$881,000,000
% Held by Institutions:	46.14%
% Held by ETFs:	0.02%

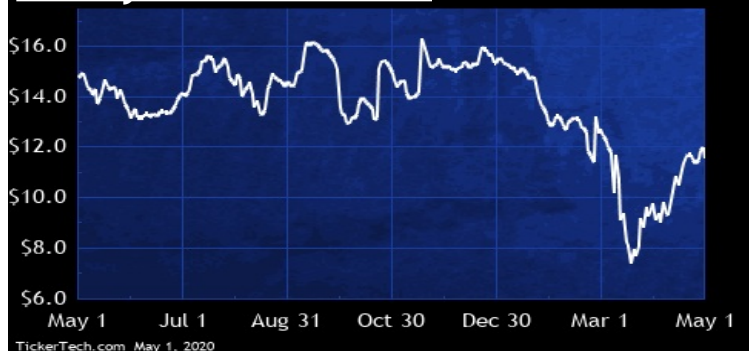
TGP DIVIDEND HISTORY



TickerTech.com May 1, 2020

TGP — 8.6% YIELD

Teekay LNG Partners LP

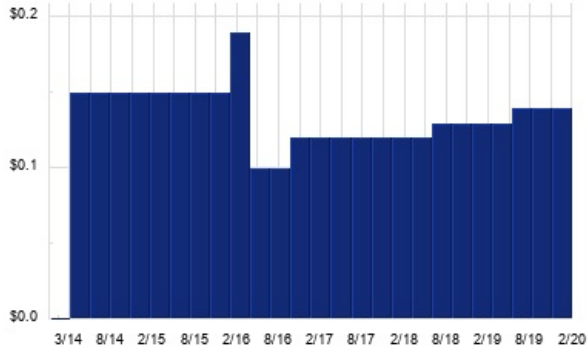


Teekay LNG Partners is an international provider of marine transportation services for liquefied natural gas (LNG), liquefied petroleum gas (LPG) and crude oil. Co. focuses on servicing its customers through its fleet of LNG and LPG carriers under medium to long-term, fixed-rate charters. Co. has three reportable segments, its LNG segment, LPG segment and its conventional tanker segment. Co.'s LNG segment consists of LNG carriers which generally operate under long-term, fixed-rate charters to international energy companies. Co.'s LPG segment consists of LPG and multi-gas carriers which generally operate under voyage charters or time-charters.

AROC — KEY STATS

Name:	Archrock Inc
Website:	www.archrock.com
Sector:	Oil & Gas Equipment & Services
36 Month Beta:	2.25
Total Market Cap:	\$685,000,000
% Held by Institutions:	89.46%
% Held by ETFs:	21.22%

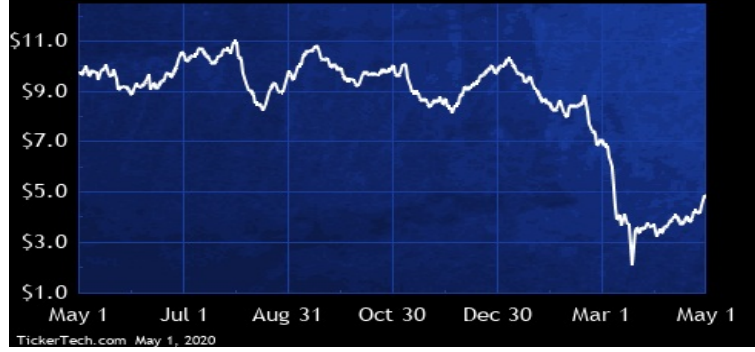
AROC DIVIDEND HISTORY



TickerTech.com May 1, 2020

AROC — 12.1% YIELD

Archrock Inc

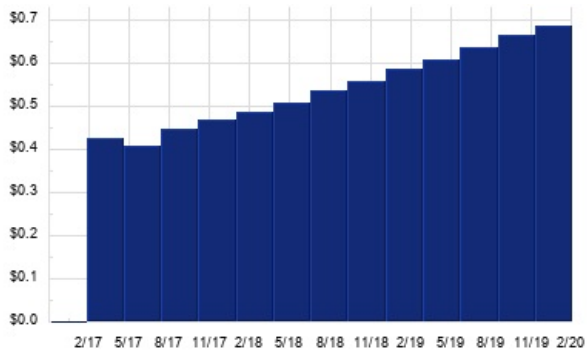


Archrock is an energy infrastructure company with a pure-play focus on midstream natural gas compression. Co. is the provider of natural gas compression services to customers in the oil and natural gas industry and a supplier of aftermarket services to customers that own compression equipment. Co. has two primary business segments: Contract Operations, which provides contract operations services, including the personnel, equipment, tools, materials and supplies to meet its customers' natural gas compression needs; and Aftermarket Services, which sells parts and components and provides operation, maintenance, overhaul and reconfiguration services to customers who own compression equipment.

NBLX — KEY STATS

Name:	Noble Midstream Partners LP
Website:	www.NBLMidstream.com
Sector:	Oil & Gas Equipment & Services
36 Month Beta:	6.44
Total Market Cap:	\$583,000,000
% Held by Institutions:	93.79%
% Held by ETFs:	0.14%

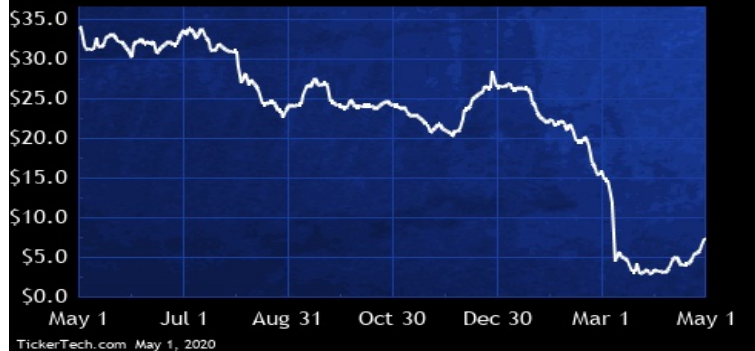
NBLX DIVIDEND HISTORY



TickerTech.com May 1, 2020

NBLX — 10.2% YIELD

Noble Midstream Partners LP

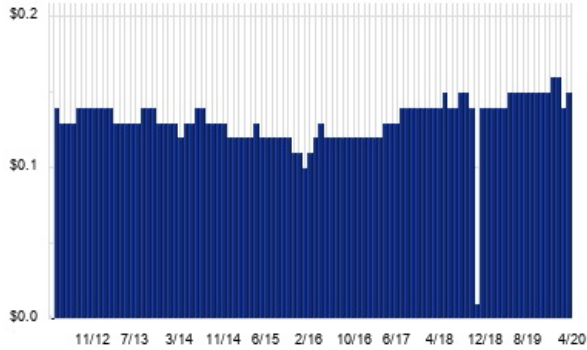


Noble Midstream Partners owns, operates, develops and acquires a range of domestic midstream infrastructure assets. Co. provides crude oil, natural gas, and water-related midstream services through contracts, as well as purchase crude oil from producers and sell crude oil to customers at various delivery points. Co. has four segments: Gathering Systems (primarily includes crude oil gathering, natural gas gathering and processing, produced water gathering and crude oil sales), Fresh Water Delivery, Investments in Midstream Entities and Corporate. Co.'s areas of focus are in the Denver-Julesburg Basin in Colorado and the Southern Delaware Basin position of the Permian Basin in Texas.

PBA — KEY STATS

Name:	Pembina Pipeline Corp
Website:	www.pembina.com
Sector:	Oil & Gas Equipment & Services
36 Month Beta:	1.54
Total Market Cap:	\$8,073,000,000
% Held by Institutions:	69.75%
% Held by ETFs:	0.23%

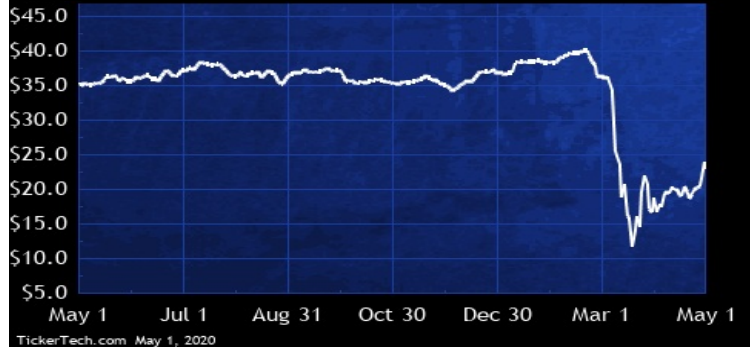
PBA DIVIDEND HISTORY



TickerTech.com May 1, 2020

PBA — 7.8% YIELD

Pembina Pipeline Corp

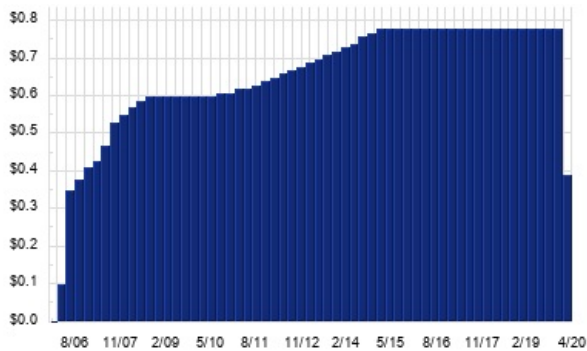


Pembina Pipeline has four operating segments: conventional pipelines business, which is a tariff-based operation consisting of pipelines and related facilities that deliver crude oil and natural gas liquids; oil sands and heavy oil business, which consists of the Syncrude Pipeline, the Cheecham Lateral and the Horizon Pipeline; midstream and marketing business, which consists of Co.'s direct and indirect interest in a storage operation, its direct interest in terminals, storage and hub services under a mixture of short, medium and long-term contractual arrangements; and gas services business which consists of natural gas gathering and processing facilities.

DCP — KEY STATS

Name:	DCP Midstream LP
Website:	www.dcpmidstream.com
Sector:	Oil & Gas Equipment & Services
36 Month Beta:	3.81
Total Market Cap:	\$1,744,000,000
% Held by Institutions:	54.21%
% Held by ETFs:	0.15%

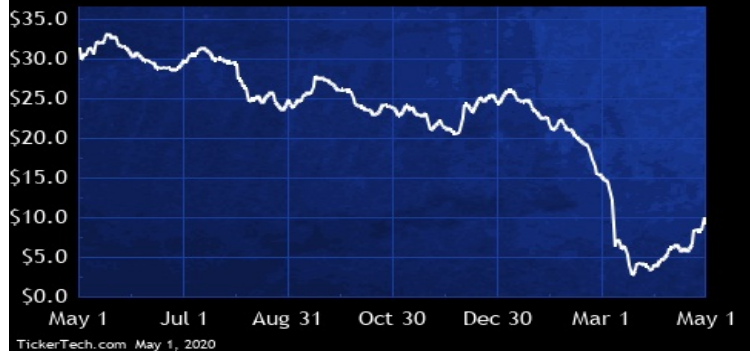
DCP DIVIDEND HISTORY



TickerTech.com May 1, 2020

DCP — 17.1% YIELD

DCP Midstream LP

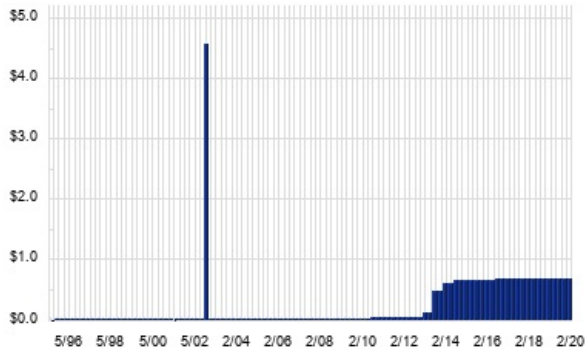


DCP Midstream is a limited partnership that owns, operates, acquires and develops a portfolio of midstream energy assets. Co.'s operations are organized into two reportable segments: Logistics and Marketing and Gathering and Processing. Co.'s Logistics and Marketing segment includes transporting, trading, marketing and storing natural gas and natural gas liquids (NGLs), fractionating NGLs and wholesale propane logistics. Co.'s Gathering and Processing segment consists of gathering, compressing, treating, and processing natural gas, producing and fractionating NGLs, and recovering condensate.

HP – KEY STATS

Name:	Helmerich & Payne, Inc.
Website:	www.hpinc.com
Sector:	Oil & Gas Equipment & Services
36 Month Beta:	2.38
Total Market Cap:	\$2,067,000,000
% Held by Institutions:	81.27%
% Held by ETFs:	18.28%

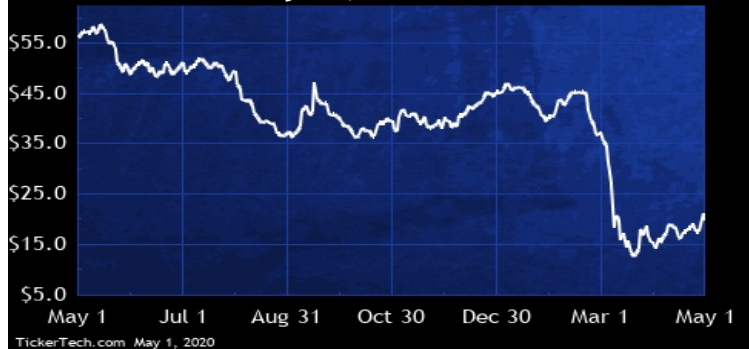
HP DIVIDEND HISTORY



TickerTech.com May 1, 2020

HP – 14.4% YIELD

Helmerich & Payne, Inc.

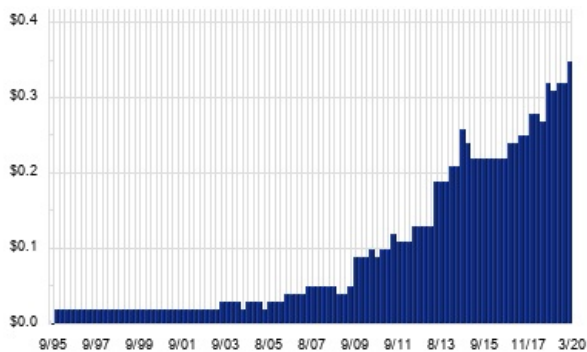


Helmerich & Payne provides drilling services and technologies for oil and gas exploration and production companies. Co.'s contract drilling business segments are: United States Land, which operates in Colorado, Louisiana, Ohio, Oklahoma, Montana, New Mexico, North Dakota, Pennsylvania, Texas, Utah, West Virginia and Wyoming; Offshore, which operates in United States federal waters in the Gulf of Mexico; and International Land, which has rigs in Argentina, Bahrain, Colombia and United Arab Emirates. Co.'s drilling technology-based business segment, Helmerich & Payne Technologies, is focused on developing, promoting and commercializing technologies designed to improve the drilling operations.

SU – KEY STATS

Name:	Suncor Energy Inc
Stock buyback:	SU buyback
Website:	www.suncor.com
Sector:	Oil & Gas Refining & Marketing
36 Month Beta:	1.54
Total Market Cap:	\$24,105,000,000
% Held by Institutions:	55.89%
% Held by ETFs:	0.07%

SU DIVIDEND HISTORY



TickerTech.com May 1, 2020

SU – 10.4% YIELD

Suncor Energy Inc

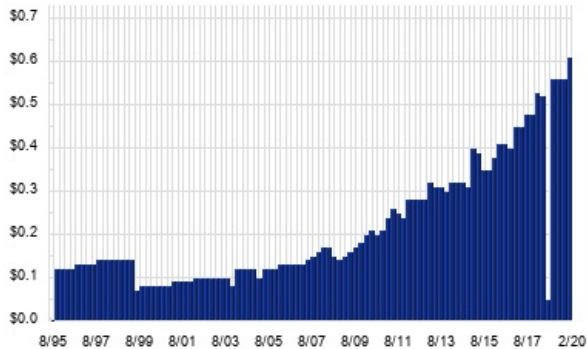


Suncor Energy is an energy company. Co.'s operations include oil sands development and upgrading, onshore and offshore oil and gas production, petroleum refining, and product marketing under the Petro-Canada brand. Co.'s segments include: oil sands, which develop and produce synthetic crude oil and related products through the recovery and upgrading of bitumen; exploration and production, which include offshore activity, and the exploration and production of crude oil, natural gas, and natural gas liquids; and refining and marketing, which include the refining of crude oil products, and the distribution and marketing of these and other purchased products, as well as a lubricants plant.

ENB — KEY STATS

Name:	Enbridge Inc
Website:	www.enbridge.com
Sector:	Oil & Gas Equipment & Services
36 Month Beta:	0.85
Total Market Cap:	\$61,534,000,000
% Held by Institutions:	56.09%
% Held by ETFs:	0.15%

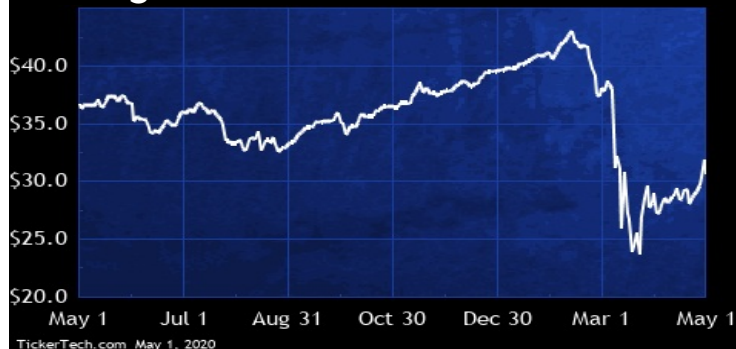
ENB DIVIDEND HISTORY



TickerTech.com May 1, 2020

ENB — 7.5% YIELD

Enbridge Inc



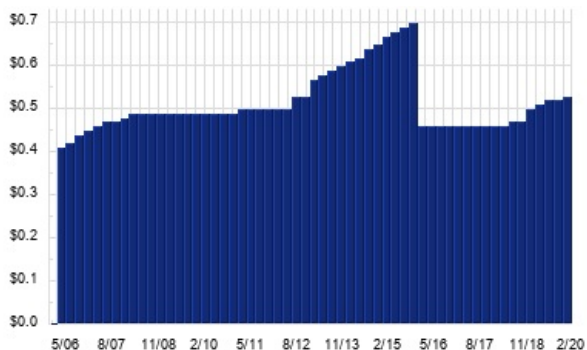
TickerTech.com May 1, 2020

Enbridge conducts its business in five segments: Liquids Pipelines, which consists of pipelines and related terminals that transport grades of crude oil and other liquid hydrocarbons; Gas Transmission and Midstream, which consists of investments in natural gas pipelines and gathering and processing facilities; Gas Distribution and Storage, which consists of natural gas utility operations, and natural gas distribution activities; Renewable Power Generation, which consists of investments in wind and solar power generating assets; and Energy Services, which undertake physical commodity marketing activity and logistical services to manage Co.'s volume commitments on various pipeline systems.

GLP — KEY STATS

Name:	Global Partners LP
Website:	www.globalp.com
Sector:	Oil & Gas Equipment & Services
36 Month Beta:	1.64
Total Market Cap:	\$398,000,000
% Held by Institutions:	38.12%
% Held by ETFs:	0.92%

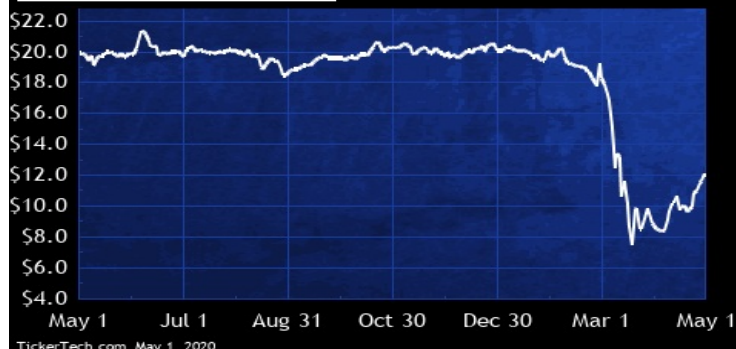
GLP DIVIDEND HISTORY



TickerTech.com May 1, 2020

GLP — 13.2% YIELD

Global Partners LP



TickerTech.com May 1, 2020

Global Partners is a master limited partnership that owns, controls or has access to a terminal network of refined petroleum products and renewable fuels. Co.'s segments are: Wholesale, which sells, gathers, blends, stores and transports refined petroleum products, gasoline blendstocks, renewable fuels, crude oil and propane; Gasoline Distribution and Station Operations, which sells branded and unbranded gasoline to gasoline station operators and sub-jobbers; and Commercial, which includes sales and deliveries to end user customers in the public sector and to commercial and industrial end users of unbranded gasoline, home heating oil, diesel, kerosene, residual oil and bunker fuel.

 **Energy Stock Channel**

 **Dividend Channel**

Nothing in Dividend Channel is intended to be investment advice, nor does it represent the opinion of, counsel from, or recommendations by BNK Invest Inc. or any of its affiliates, subsidiaries or partners. None of the information contained herein constitutes a recommendation that any particular security, portfolio, transaction, or investment strategy is suitable for any specific person. All viewers agree that under no circumstances will BNK Invest, Inc., its subsidiaries, partners, officers, employees, affiliates, or agents be held liable for any loss or damage caused by your reliance on information obtained. By visiting, using or viewing this site, you agree to the following [Full Disclaimer & Terms of Service](#). Video widget and dividend videos powered by Market News Video. Quote data delayed at least 20 minutes; data powered by Ticker Technologies, and Mergent. [Contact Dividend Channel](#); [Meet Our Editorial Staff](#).