

10 Yield Gushing Energy Stocks

<http://www.energystockchannel.com/>

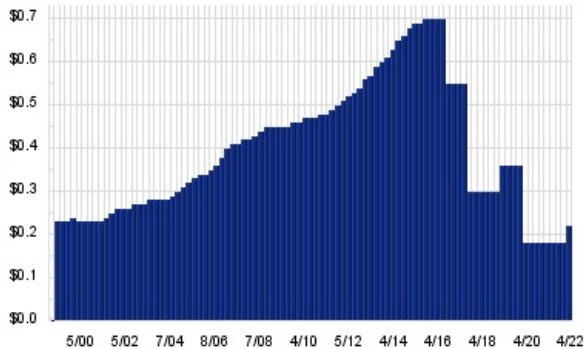
Energy Stock Channel paired our coverage universe of energy stocks, with Dividend Channel's proprietary DividendRank formula, to bring you this list of 10 top ranked energy dividend stocks. The DividendRank formula considers a variety of data – dividend history & yield, book value, quarterly earnings – and compares it to the stock's trading data to come up with certain calculations about profitability and about the stock's valuation (whether we think it looks "cheap" or "expensive"). The result is this list of the top most "interesting" ideas that merit further research.



PAA — KEY STATS

Name:	Plains All American Pipeline LP
Website:	www.plainsallamerican.com
Sector:	Oil & Gas Equipment & Services
36 Month Beta:	-0.44
Total Market Cap:	\$7,809,000,000
% Held by Institutions:	44.06%
% Held by ETFs:	0.02%

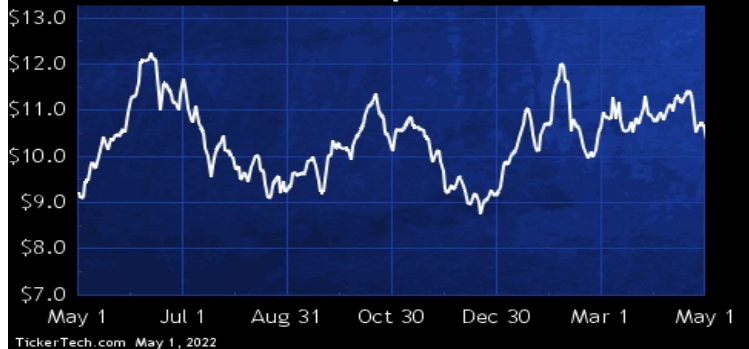
PAA DIVIDEND HISTORY



TickerTech.com Apr 30, 2022

PAA — 8.1% YIELD

Plains All American Pipeline LP

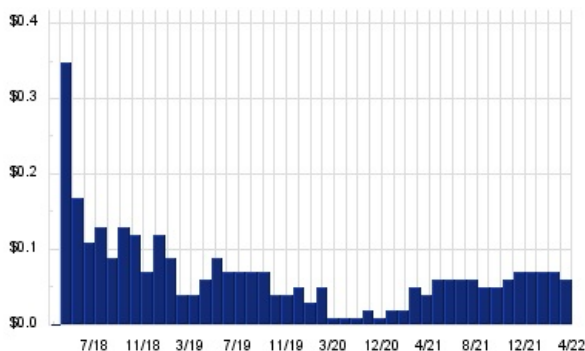


Plains All American Pipeline is a holding company. Through its subsidiaries, Co. owns and operates midstream energy infrastructure and provides logistics services mainly for crude oil, natural gas liquids (NGL) and natural gas. Co. has three operating segments: Transportation, which provides activities associated with transporting crude oil and NGL on pipelines, gathering systems, trucks and barges; Facilities, which provides storage, terminalling and throughput services primarily for crude oil, NGL and natural gas, as well as NGL fractionation and isomerization services and natural gas and condensate processing services; and Supply and Logistics, which provides merchant-related activities.

PRT — KEY STATS

Name:	PermRock Royalty Trust
Website:	www.permrock.com
Sector:	Oil & Gas Exploration & Production

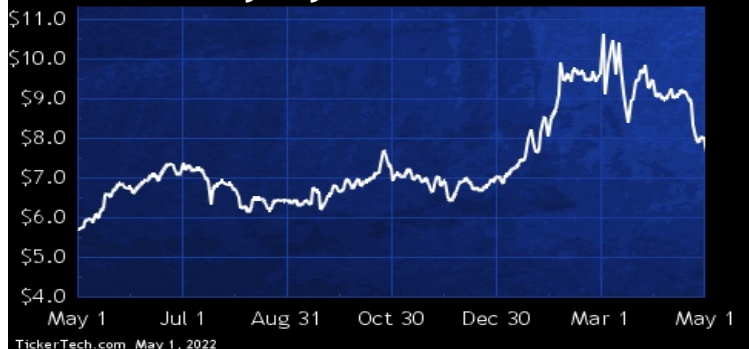
PRT DIVIDEND HISTORY



TickerTech.com Apr 30, 2022

PRT — 9.3% YIELD

PermRock Royalty Trust



PermRock Royalty Trust acquires and holds the Net Profits Interest for the benefit of its unitholders. The Net Profits Interest entitles Co. to receive 80% of the net profits from the sale of oil and natural gas production from the Underlying Properties. The Underlying Properties consist of the following four operating areas: the Permian Clearfork area located in Hockley and Terry Counties, TX; the Permian Abo area located in Terry and Cochran Counties, TX; the Permian Shelf area located in Glasscock, Schleicher, Stonewall and Coke Counties, TX; and the Permian Platform area located in Ward, Crane, Terry and Ector Counties, TX.

GLP — KEY STATS

Name: Global Partners LP
 Website: www.globalp.com
 Sector: Oil & Gas Equipment & Services

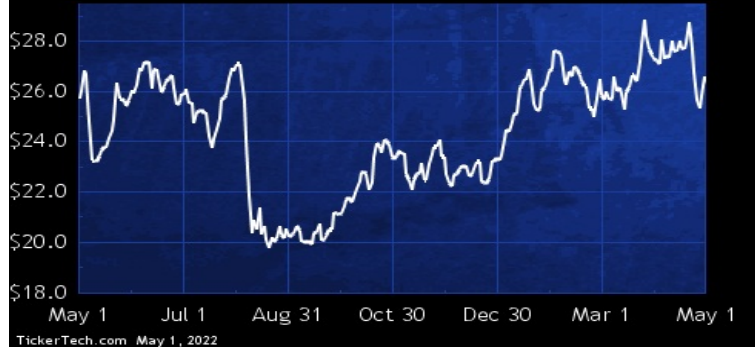
GLP DIVIDEND HISTORY



TickerTech.com Apr 30, 2022

GLP — 8.9% YIELD

Global Partners LP

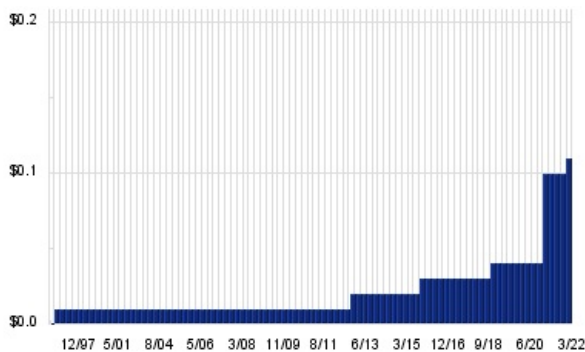


Global Partners owns, controls, or has access to terminal networks of refined petroleum products and renewable fuels in Massachusetts, Maine, Connecticut, Vermont, New Hampshire, Rhode Island, New York, New Jersey and Pennsylvania. Co is engaged in the purchasing, selling, gathering, blending, storing and logistics of transporting petroleum and related products, including gasoline and gasoline blendstocks (such as ethanol), distillates (such as home heating oil, diesel and kerosene), residual oil, renewable fuels, crude oil and propane and in the transportation of petroleum products and renewable fuels by rail from the mid-continent region of the U.S. and Canada.

AAN — KEY STATS

Name: Aaron's Co Inc (The)
 Stock buyback: AAN buyback
 Website: www.aarons.com
 Sector: Oil & Gas Equipment & Services
 36 Month Beta: 0.79
 Total Market Cap: \$604,000,000
 % Held by Institutions: 85.71%
 % Held by ETFs: 15.85%

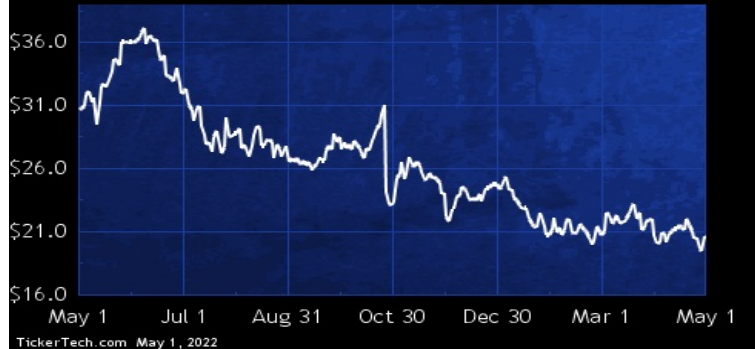
AAN DIVIDEND HISTORY



TickerTech.com May 1, 2022

AAN — 2.2% YIELD

Aaron's Co Inc

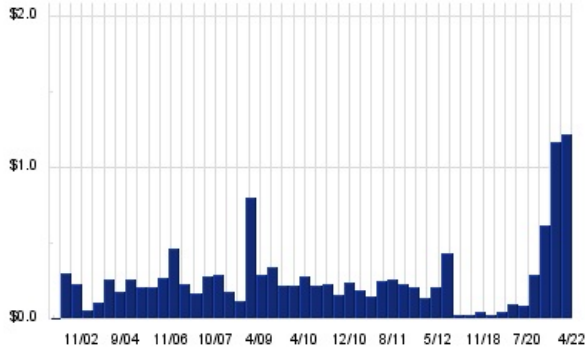


Aaron's is a provider of lease-to-own (LTO) and purchase solutions. Through its portfolio of stores and its Aarons.com e-commerce platform, Co. provides consumers with LTO and purchase solutions for the products, including furniture, appliances, electronics, computers and a variety of other products and accessories. In addition, Co. provides a product selection, free prompt delivery, setup, service and returns, and the ability to pause, cancel or resume lease contracts at any time with no additional costs to the customer.

PBR — KEY STATS

Name:	Petroleo Brasileiro SA
Website:	www.petrobras.com.br
Sector:	Oil & Gas Exploration & Production
36 Month Beta:	1.85
Total Market Cap:	\$57,824,000,000
% Held by Institutions:	11.85%
% Held by ETFs:	0.24%

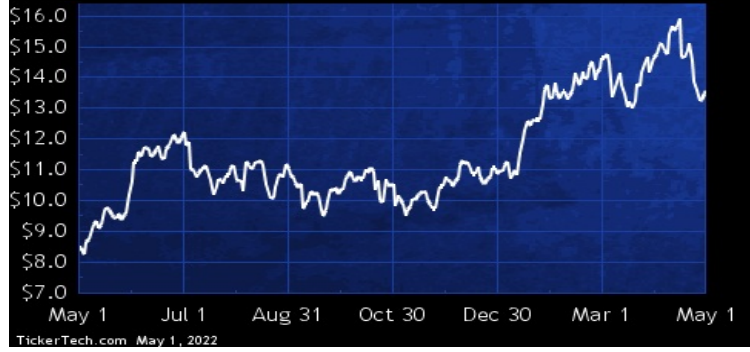
PBR DIVIDEND HISTORY



TickerTech.com Apr 30, 2022

PBR — 9.0% YIELD

Petroleo Brasileiro SA

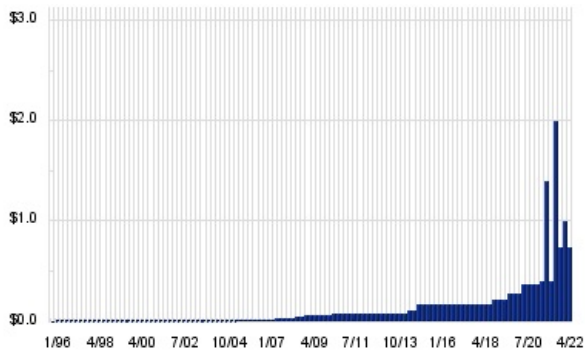


Petroleo Brasileiro is a producer of oil and gas. Co.'s segments are: Exploration and Production, which covers the activities of exploration, development and production of crude oil, Natural Gas Liquids and natural gas in Brazil and abroad, for the primary purpose of supplying its domestic refineries; Refining, Transportation and Marketing, which covers the activities of refining, logistics, transport, marketing and trading of crude oil and oil products; and Gas and Power, which covers the activities of logistics and trading of natural gas and electricity, transportation and trading of liquefied natural gas, and generation of electricity by means of thermoelectric power plants.

EOG — KEY STATS

Name:	EOG Resources, Inc.
Website:	www.eogresources.com
Sector:	Oil & Gas Exploration & Production
36 Month Beta:	1.77
Total Market Cap:	\$66,041,000,000
% Held by Institutions:	85.9%
% Held by ETFs:	7.29%

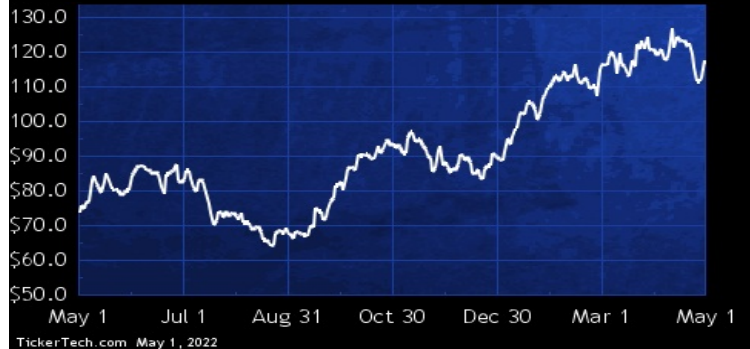
EOG DIVIDEND HISTORY



TickerTech.com Apr 30, 2022

EOG — 2.5% YIELD

EOG Resources, Inc.

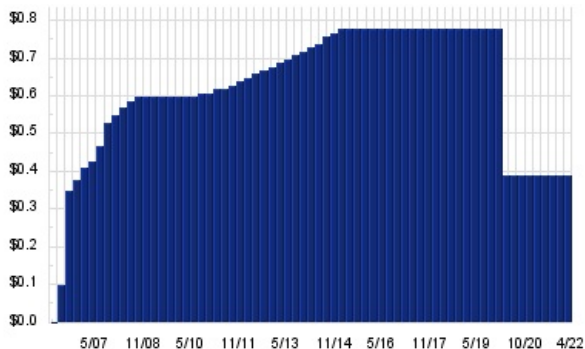


EOG Resources, together with its subsidiaries, explores for, develops, produces and markets crude oil, natural gas liquids and natural gas primarily in main producing basins in the U.S., The Republic of Trinidad and Tobago, The People's Republic of China, the Sultanate of Oman and, from time to time, select other international areas.

DCP — KEY STATS

Name:	DCP Midstream LP
Website:	www.dcpmidstream.com
Sector:	Oil & Gas Equipment & Services
36 Month Beta:	3.16
Total Market Cap:	\$7,149,000,000
% Held by Institutions:	48.01%
% Held by ETFs:	0.03%

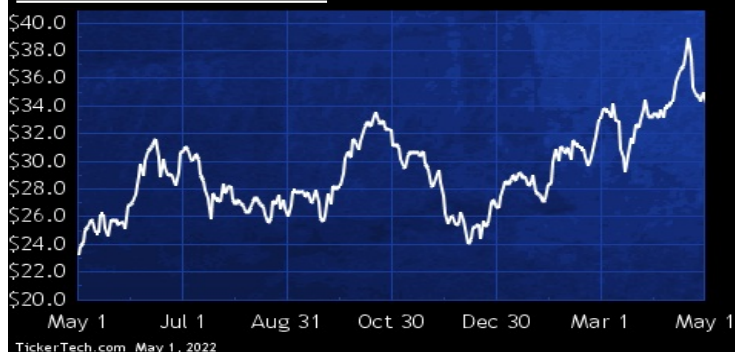
DCP DIVIDEND HISTORY



TickerTech.com Apr 30, 2022

DCP — 4.5% YIELD

DCP Midstream LP



DCP Midstream is a holding company. Through its subsidiaries, Co. owns, operates, acquires and develops a portfolio of midstream energy assets. Co.'s segments are Logistics and Marketing and Gathering and Processing. The Logistics and Marketing segment includes purchasing natural gas liquids (NGLs) on behalf of third-party NGL producers for shipment on Co.'s NGL pipelines and resale in primary markets. The Gathering and Processing segment includes gathering, compressing, treating, and processing natural gas, producing and fractionating NGLs, and recovering condensate. Co.'s Gathering and Processing segment's operations are organized into four regions: North, Permian, Midcontinent and South.

FANG — KEY STATS

Name:	Diamondback Energy, Inc.
Website:	www.diamondbackenergy.com
Sector:	Oil & Gas Exploration & Production
36 Month Beta:	2.52
Total Market Cap:	\$22,468,000,000
% Held by Institutions:	86.66%
% Held by ETFs:	8.71%

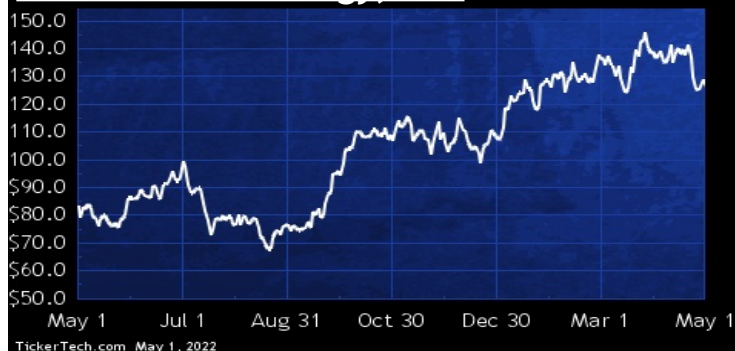
FANG DIVIDEND HISTORY



TickerTech.com Apr 30, 2022

FANG — 1.9% YIELD

Diamondback Energy, Inc.



Diamondback Energy is an independent oil and natural gas company. Co. operates in the following segments: the upstream segment, which is engaged in the acquisition, development, exploration and exploitation of unconventional, onshore oil and natural gas reserves primarily in the Permian Basin in West Texas; and through its subsidiary, Rattler Midstream LP, the midstream operations segment, which is focused on ownership, operation, development and acquisition of the midstream infrastructure assets in the Midland and Delaware Basins of the Permian Basin.

MRO – KEY STATS

Name:	Marathon Oil Corp.
Stock buyback:	MRO buyback
Website:	www.marathonoil.com
Sector:	Oil & Gas Exploration & Production
36 Month Beta:	2.92
Total Market Cap:	\$18,021,000,000
% Held by Institutions:	71.57%
% Held by ETFs:	9.20%

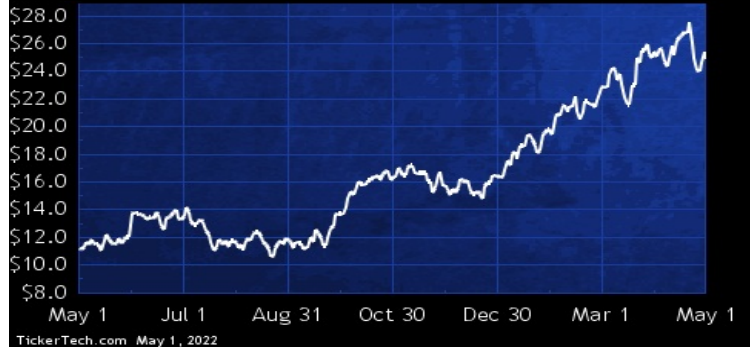
MRO DIVIDEND HISTORY



TickerTech.com Apr 30, 2022

MRO – 1.3% YIELD

Marathon Oil Corp.

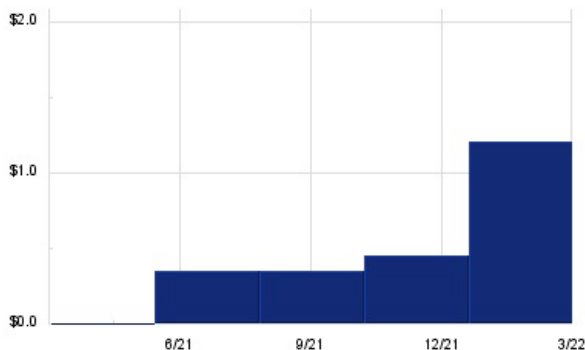


Marathon Oil is an independent exploration and production company focused on the U.S. resource plays. Co. also has international operations in Equatorial Guinea (E.G.). Co.'s segments are: U.S., which explores for, produces and markets crude oil and condensate, natural gas liquids (NGLs) and natural gas in the U.S.; and International, which explores for, produces and markets crude oil and condensate, NGLs and natural gas outside of the U.S. as well as produces and markets products manufactured from natural gas, such as liquefied natural gas and methanol, in E.G.

CIVI – KEY STATS

Name:	Civitas Resources Inc
Website:	www.bonanzacrk.com
Sector:	Oil & Gas Exploration & Production
36 Month Beta:	0.37
Total Market Cap:	\$5,054,000,000
% Held by Institutions:	93.21%
% Held by ETFs:	13.10%

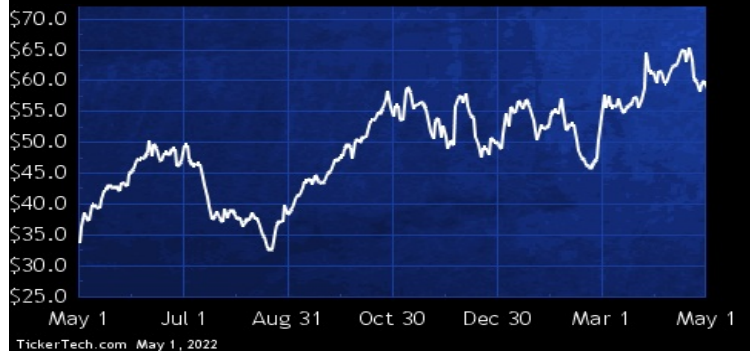
CIVI DIVIDEND HISTORY



TickerTech.com Apr 30, 2022

CIVI – 3.1% YIELD

Civitas Resources Inc



Civitas Resources is an exploration and production company focused on the acquisition, development, and extraction of oil and associated natural gas in the U.S. Co.'s oil and assets and operations are concentrated in the rural portions of the Wattenberg Field in Colorado. Co.'s development and extraction activities are primarily directed at the horizontal development of the Niobrara and Codell formations in the Denver-Julesburg Basin.



Nothing in Dividend Channel is intended to be investment advice, nor does it represent the opinion of, counsel from, or recommendations by BNK Invest Inc. or any of its affiliates, subsidiaries or partners. None of the information contained herein constitutes a recommendation that any particular security, portfolio, transaction, or investment strategy is suitable for any specific person. All viewers agree that under no circumstances will BNK Invest, Inc., its subsidiaries, partners, officers, employees, affiliates, or agents be held liable for any loss or damage caused by your reliance on information obtained. By visiting, using or viewing this site, you agree to the following [Full Disclaimer & Terms of Service](#). Video widget and dividend videos powered by Market News Video. Quote data delayed at least 20 minutes; data powered by Ticker Technologies, and Mergent. [Contact Dividend Channel](#); [Meet Our Editorial Staff](#).