

10 Yield Gushing Energy Stocks

<http://www.energystockchannel.com/>

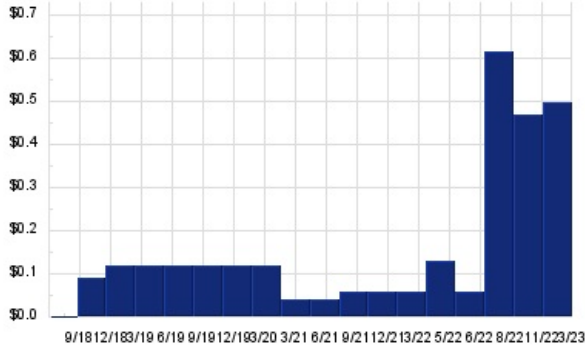
Energy Stock Channel paired our coverage universe of energy stocks, with Dividend Channel's proprietary DividendRank formula, to bring you this list of 10 top ranked energy dividend stocks. The DividendRank formula considers a variety of data – dividend history & yield, book value, quarterly earnings – and compares it to the stock's trading data to come up with certain calculations about profitability and about the stock's valuation (whether we think it looks "cheap" or "expensive"). The result is this list of the top most "interesting" ideas that merit further research.



BRY — KEY STATS

Name:	Berry Corp (bry)
Stock buyback:	BRY buyback
Website:	www.bry.com
Sector:	Oil & Gas Exploration & Production
36 Month Beta:	1.56
Total Market Cap:	\$557,000,000
% Held by Institutions:	85.61%
% Held by ETFs:	11.33%

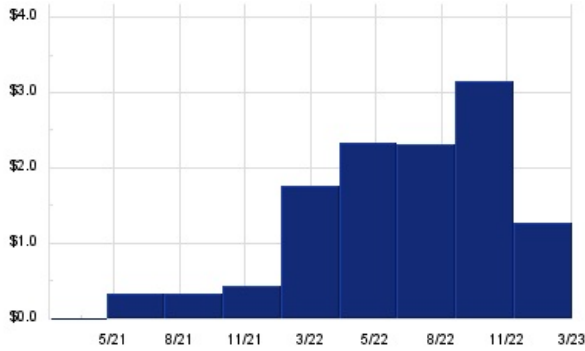
BRY DIVIDEND HISTORY



CHK – KEY STATS

Name:	Chesapeake Energy Corp.
Stock buyback:	CHK buyback
Website:	www.chk.com
Sector:	Oil & Gas Exploration & Production
36 Month Beta:	0.61
Total Market Cap:	\$10,687,000,000
% Held by Institutions:	97.29%
% Held by ETFs:	12.06%

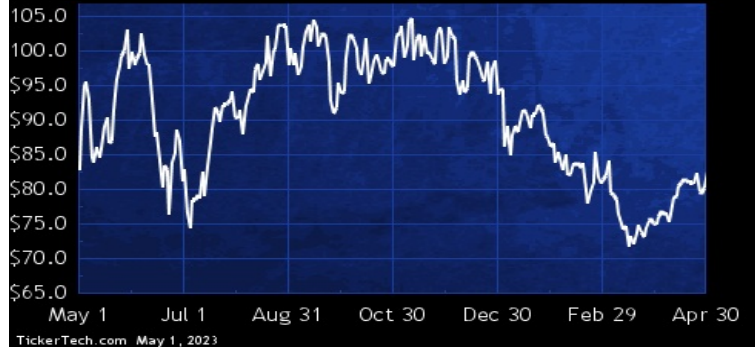
CHK DIVIDEND HISTORY



TickerTech.com May 1, 2023

CHK – 2.7% YIELD

Chesapeake Energy Corp.

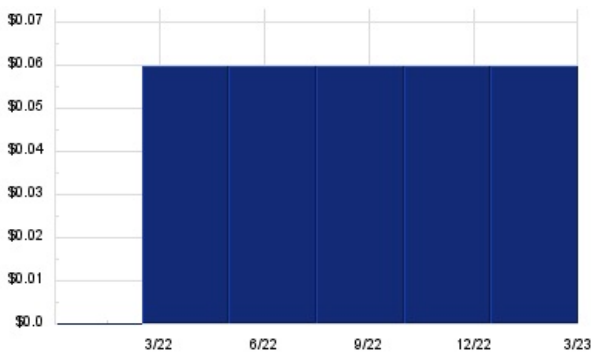


Chesapeake Energy is a holding company. Through its subsidiaries, Co. is an independent exploration and production company engaged in the acquisition, exploration and development of properties to produce oil, natural gas and natural gas liquids from underground reservoirs. Co. owns a portfolio of onshore U.S. unconventional natural gas and liquids assets, including interests in several oil and natural gas wells. Co.'s portfolio is focused on three operating areas including the natural gas resource plays in the Marcellus Shale in the northern Appalachian Basin in Pennsylvania and the Haynesville/Bossier Shales in northwestern Louisiana and in the Eagle Ford Shale in South Texas.

EPSN – KEY STATS

Name:	Epsilon Energy Ltd
Stock buyback:	EPSN buyback
Website:	www.epsilonenergyLtd.com
Sector:	Oil & Gas Exploration & Production
36 Month Beta:	0.33
Total Market Cap:	\$115,000,000
% Held by Institutions:	54.94%
% Held by ETFs:	3.81%

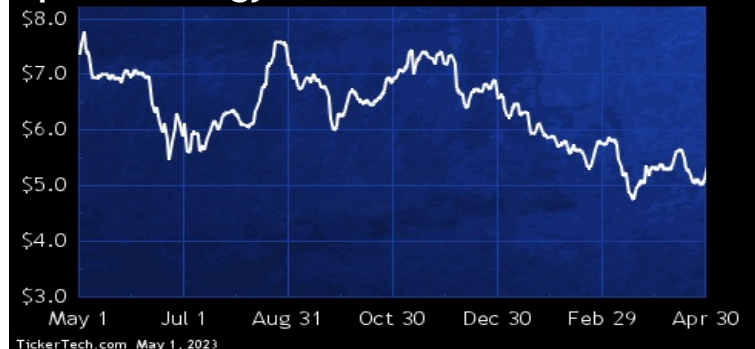
EPSN DIVIDEND HISTORY



TickerTech.com May 1, 2023

EPSN – 4.7% YIELD

Epsilon Energy Ltd

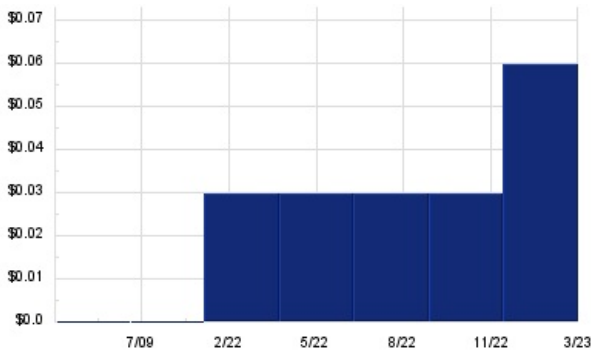


Epsilon Energy is an on-shore focused independent natural gas and oil company engaged in the acquisition, development, gathering and production of natural gas and oil reserves. Co.'s primary area of operation is Pennsylvania. Co. has natural gas production in Pennsylvania and oil, natural gas liquids and natural gas production in Oklahoma. Co.'s operating segments include: Upstream, which activities include acquisition, exploration, development and production of oil and natural gas reserves on properties within the U.S.; and Gathering System, in which Co. partners with other companies to operate a natural gas gathering system.

EGY — KEY STATS

Name:	VAALCO Energy, Inc.
Stock buyback:	EGY buyback
Website:	www.vaalco.com
Sector:	Oil & Gas Exploration & Production
36 Month Beta:	0.91
Total Market Cap:	\$438,000,000
% Held by Institutions:	91.85%
% Held by ETFs:	11.25%

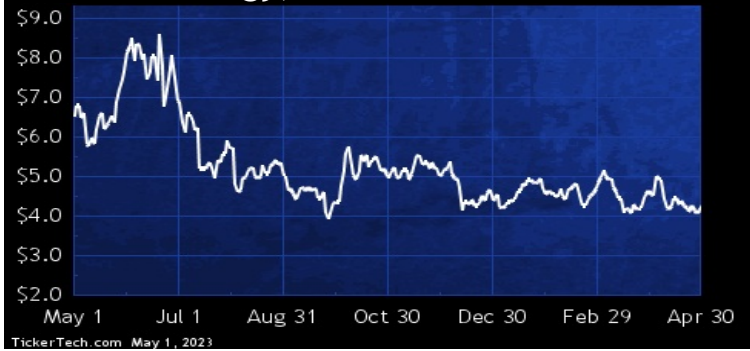
EGY DIVIDEND HISTORY



TickerTech.com Apr 29, 2023

EGY — 5.8% YIELD

VAALCO Energy, Inc.

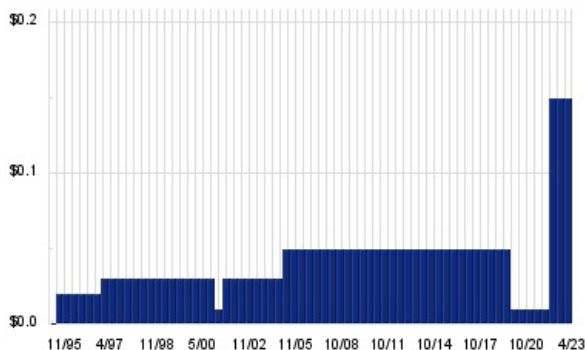


VAALCO Energy is an independent energy company engaged in the acquisition, exploration, development and production of crude oil, natural gas and natural gas liquids. Co. is primarily engaged in its Etame Production Sharing Contract related to the Etame Marin block located offshore the Republic of Gabon in West Africa. Co. also owns interests in an undeveloped block offshore Equatorial Guinea, West Africa.

SM — KEY STATS

Name:	SM Energy Co.
Website:	www.sm-energy.com
Sector:	Oil & Gas Exploration & Production
36 Month Beta:	2.59
Total Market Cap:	\$3,196,000,000
% Held by Institutions:	97.47%
% Held by ETFs:	28.20%

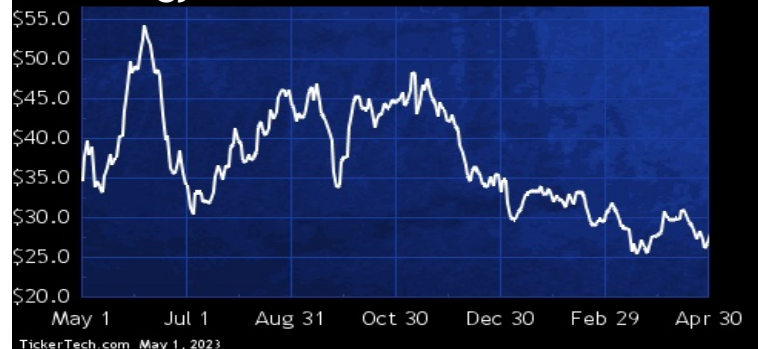
SM DIVIDEND HISTORY



TickerTech.com May 1, 2023

SM — 2.1% YIELD

SM Energy Co.

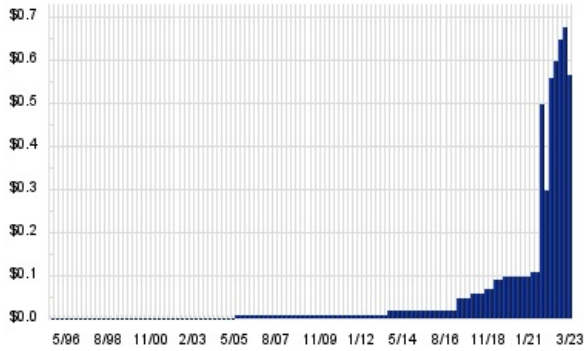


SM Energy is an independent energy company engaged in the acquisition, exploration, development, and production of oil, gas, and natural gas liquids in the state of Texas. Co.'s operations are concentrated in the Midland Basin and South Texas.

CTRA – KEY STATS

Name:	Coterra Energy Inc
Stock buyback:	CTRA buyback
Website:	www.coterra.com
Sector:	Oil & Gas Exploration & Production
36 Month Beta:	0.26
Total Market Cap:	\$18,968,000,000
% Held by Institutions:	87.4%
% Held by ETFs:	21.29%

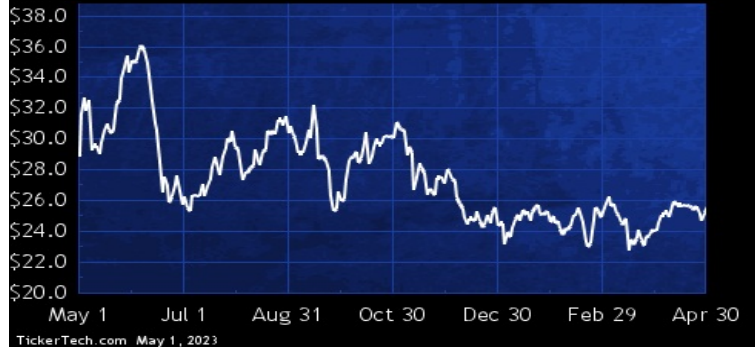
CTRA DIVIDEND HISTORY



TickerTech.com Apr 29, 2023

CTRA – 3.1% YIELD

Coterra Energy Inc

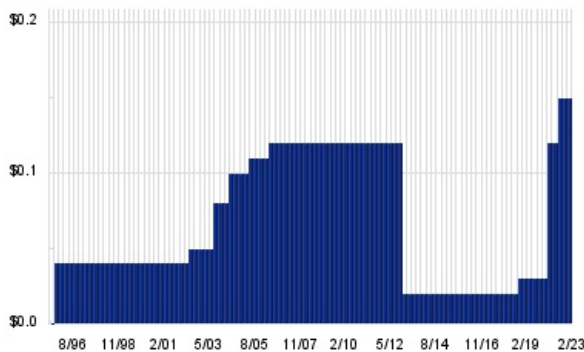


Coterra Energy is an independent oil and gas company engaged in the development, exploration and production of oil, natural gas and natural gas liquids. Co.'s assets are concentrated in areas with known hydrocarbon resources, which are conducive to multi-well, repeatable development programs. Co. operates in one segment, oil and natural gas development, exploration and production, in the continental U.S. Co.'s operations are primarily concentrated in three operating areas, the Marcellus Shale in northeast Pennsylvania, the Permian Basin in west Texas and southeast New Mexico and the Anadarko Basin in the Mid-Continent region in Oklahoma.

EQT – KEY STATS

Name:	EQT Corp
Stock buyback:	EQT buyback
Website:	www.eqt.com
Sector:	Oil & Gas Exploration & Production
36 Month Beta:	0.70
Total Market Cap:	\$11,301,000,000
% Held by Institutions:	91.29%
% Held by ETFs:	21.19%

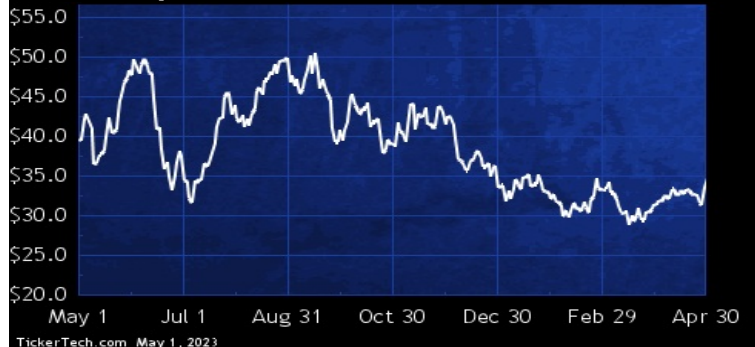
EQT DIVIDEND HISTORY



TickerTech.com May 1, 2023

EQT – 1.7% YIELD

EQT Corp

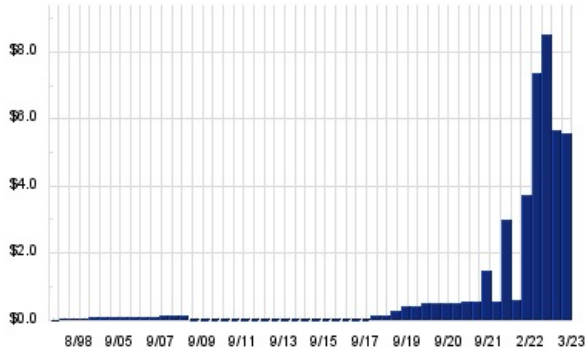


EQT is a natural gas production company with operations focused on the Marcellus and Utica shales of the Appalachian Basin.

PXD — KEY STATS

Name:	Pioneer Natural Resources Co
Website:	www.pxd.com
Sector:	Oil & Gas Exploration & Production
36 Month Beta:	0.95
Total Market Cap:	\$52,284,000,000
% Held by Institutions:	84.97%
% Held by ETFs:	14.70%

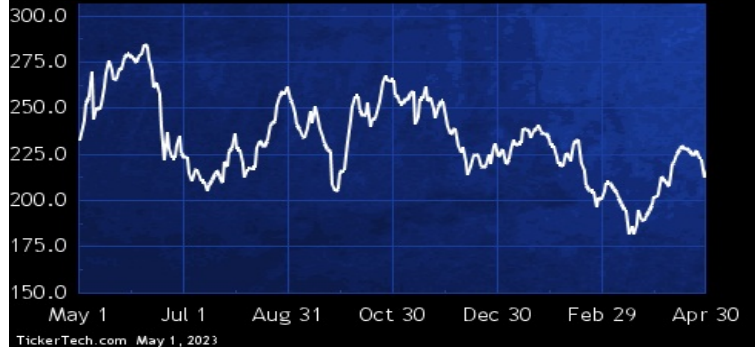
PXD DIVIDEND HISTORY



TickerTech.com Apr 29, 2023

PXD — 2.3% YIELD

Pioneer Natural Resources Co

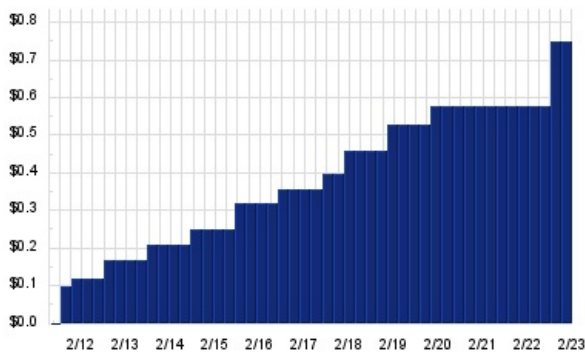


Pioneer Natural Resources is a holding company. Through its subsidiaries, Co. is an independent oil and gas exploration and production company that explores for, develops and produces oil, natural gas liquids and gas in the Midland Basin in West Texas.

MPC — KEY STATS

Name:	Marathon Petroleum Corp.
Stock buyback:	MPC buyback
Website:	www.marathonpetroleum.com
Sector:	Oil & Gas Refining & Marketing
36 Month Beta:	0.93
Total Market Cap:	\$54,593,000,000
% Held by Institutions:	53.62%
% Held by ETFs:	15.83%

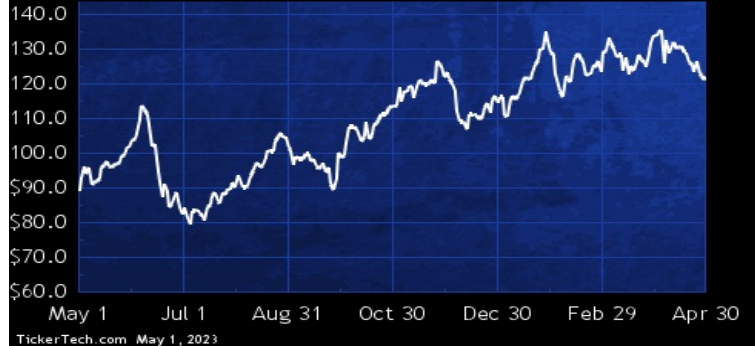
MPC DIVIDEND HISTORY



TickerTech.com Apr 29, 2023

MPC — 2.5% YIELD

Marathon Petroleum Corp.



Marathon Petroleum is a downstream energy company. Co.'s segments are: Refining and Marketing, which refines crude oil and other feedstocks, including renewable feedstocks, at Co.'s refineries in the Gulf Coast, Mid-Continent and West Coast regions of the U.S., purchases refined products and ethanol for resale and distributes refined products, including renewable diesel, through transportation, storage, distribution and marketing services provided by its Midstream segment; and Midstream, which transports, stores, distributes and markets crude oil and refined products principally for the Refining and Marketing segment via refining logistics assets, pipelines, terminals, towboats and barges.

 **Energy Stock Channel**

 **Dividend Channel**

Nothing in Dividend Channel is intended to be investment advice, nor does it represent the opinion of, counsel from, or recommendations by BNK Invest Inc. or any of its affiliates, subsidiaries or partners. None of the information contained herein constitutes a recommendation that any particular security, portfolio, transaction, or investment strategy is suitable for any specific person. All viewers agree that under no circumstances will BNK Invest, Inc., its subsidiaries, partners, officers, employees, affiliates, or agents be held liable for any loss or damage caused by your reliance on information obtained. By visiting, using or viewing this site, you agree to the following [Full Disclaimer & Terms of Service](#). Video widget and dividend videos powered by Market News Video. Quote data delayed at least 20 minutes; data powered by Ticker Technologies, and Mergent. [Contact Dividend Channel](#); [Meet Our Editorial Staff](#).