

10 Yield Gushing Energy Stocks

<http://www.energystockchannel.com/>

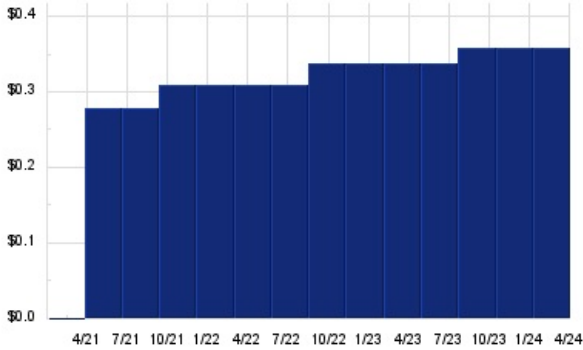
Energy Stock Channel paired our coverage universe of energy stocks, with Dividend Channel's proprietary DividendRank formula, to bring you this list of 10 top ranked energy dividend stocks. The DividendRank formula considers a variety of data – dividend history & yield, book value, quarterly earnings – and compares it to the stock's trading data to come up with certain calculations about profitability and about the stock's valuation (whether we think it looks "cheap" or "expensive"). The result is this list of the top most "interesting" ideas that merit further research.



REPX — KEY STATS

Name:	Riley Exploration Permian Inc
Website:	www.tengasco.com
Sector:	Oil & Gas Exploration & Production
36 Month Beta:	1.06
Total Market Cap:	\$546,000,000
% Held by Institutions:	66.69%
% Held by ETFs:	3.33%

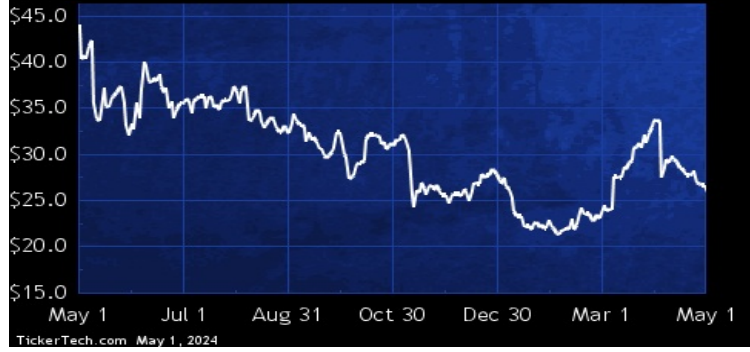
REPX DIVIDEND HISTORY



TickerTech.com May 1, 2024

REPX — 5.5% YIELD

Riley Exploration Permian Inc

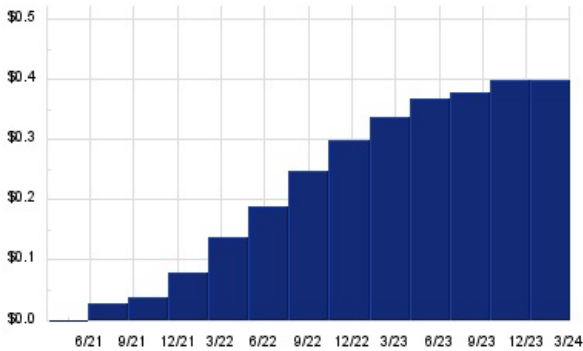


Riley Exploration Permian is an independent oil and natural gas company focused on the acquisition, exploration, development and production of oil, natural gas and natural gas liquids in Texas and New Mexico. Co.'s activities primarily target the horizontal development of the San Andres formation, a shelf margin deposit on the Northwest Shelf of the Permian Basin. Co.'s acreage is primarily located on a contiguous blocks in Yoakum County, TX with additional acreage located in Lea and Roosevelt Counties, NM. Co.'s acreage in Yoakum County offsets Permian Basin San Andres fields, including the Wasson and Brahaney Fields, from the San Andres Formation.

NOG — KEY STATS

Name:	Northern Oil & Gas Inc (MN)
Stock buyback:	NOG buyback
Website:	www.northernoil.com
Sector:	Oil & Gas Exploration & Production
36 Month Beta:	1.40
Total Market Cap:	\$4,365,000,000
% Held by Institutions:	95.51%
% Held by ETFs:	23.87%

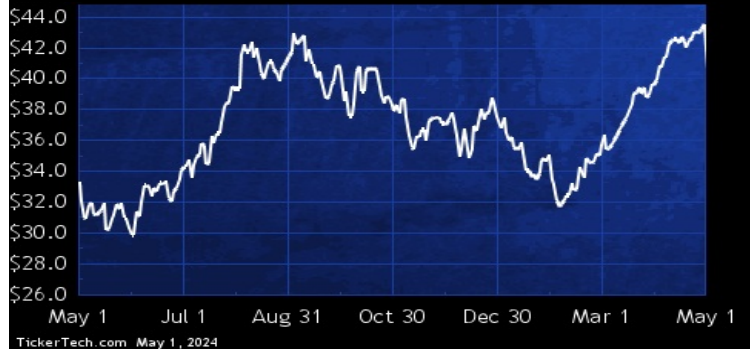
NOG DIVIDEND HISTORY



TickerTech.com May 1, 2024

NOG — 3.9% YIELD

Northern Oil & Gas Inc



Northern Oil and Gas is an energy company engaged in the acquisition, exploration, development and production of oil and natural gas properties, primarily in the Williston Basin, the Appalachian Basin and the Permian Basin. Co. primarily engage in oil and natural gas exploration and production by participating on a proportionate basis alongside third-party interests in wells drilled and completed in spacing units that include Co.'s acreage. In addition, Co. acquires wellbore-only working interests in wells in which Co. does not hold the leasehold interests from third parties unable or unwilling to participate in particular well proposals.

ET — KEY STATS

Name:	Energy Transfer LP
Website:	www.energytransfer.com
Sector:	Oil & Gas Equipment & Services
36 Month Beta:	0.54
Total Market Cap:	\$49,425,000,000
% Held by Institutions:	43.3%
% Held by ETFs:	0.44%

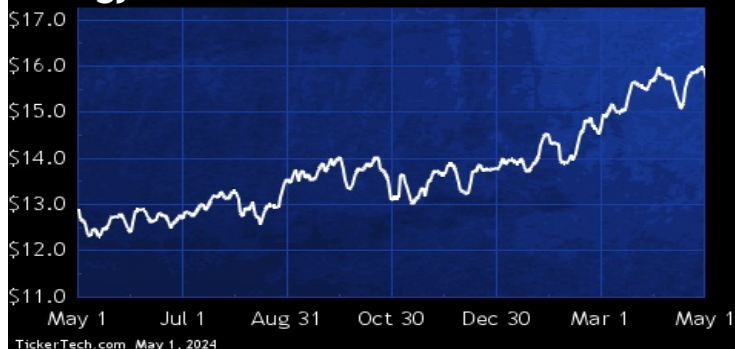
ET DIVIDEND HISTORY



TickerTech.com May 1, 2024

ET — 8.1% YIELD

Energy Transfer LP



Energy Transfer is a holding company. Through its subsidiaries, Co. is engaged in natural gas operations, including natural gas midstream and intrastate transportation and storage; interstate natural gas transportation and storage; and crude oil, natural gas liquid (NGL) and refined products transportation, terminalling services and acquisition and marketing activities. Co.'s reportable segments include: intrastate transportation and storage; interstate transportation and storage; midstream; NGL and refined products transportation and services; crude oil transportation and services; investment in Sunoco LP; investment in USA Compression Partners, LP; and all other.

EQNR — KEY STATS

Name:	Equinor ASA
Website:	www.equinor.com
Sector:	Oil & Gas Refining & Marketing
36 Month Beta:	0.30
Total Market Cap:	\$59,949,000,000
% Held by Institutions:	5.24%
% Held by ETFs:	0.09%

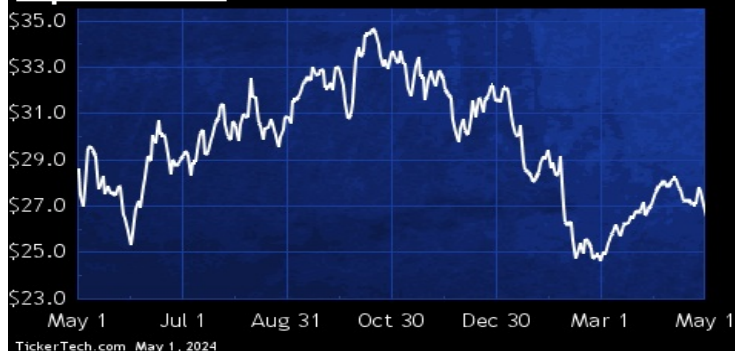
EQNR DIVIDEND HISTORY



TickerTech.com May 1, 2024

EQNR — 5.3% YIELD

Equinor ASA

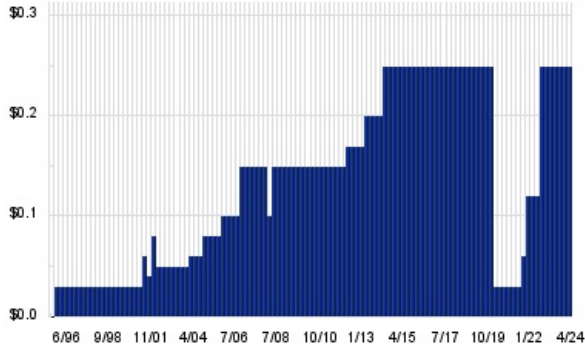


Equinor develops, produces and markets various forms of energy and derived products and services, as well as other business. Co.'s segments include: Marketing, Midstream & Processing, which is responsible for the marketing, trading, processing and transportation of crude oil and condensate, natural gas, NGL and refined products; Renewables, which is developing, exploring, investing in, and operating areas within renewable energy; Projects, Drilling & Procurement, which is responsible for global project development, well deliveries, and sourcing across Co.; and Technology, Digital & Innovation, which includes research, technology development, advisory services, digitalization, and IT.

APA — KEY STATS

Name:	APA Corp
Stock buyback:	APA buyback
Website:	www.apachecorp.com
Sector:	Oil & Gas Exploration & Production
36 Month Beta:	0.77
Total Market Cap:	\$9,806,000,000
% Held by Institutions:	65.93%
% Held by ETFs:	25.12%

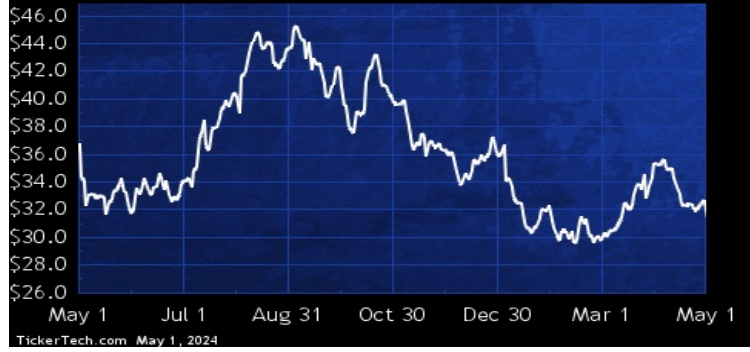
APA DIVIDEND HISTORY



TickerTech.com May 1, 2024

APA — 3.2% YIELD

APA Corp



APA is a holding company. Through its subsidiaries, Co. is an energy company that explores for, develops, and produces natural gas, crude oil, and natural gas liquids. Co.'s upstream business has exploration and production operations in three geographic areas: the U.S., Egypt, and offshore the U.K. in the North Sea. Co. also has exploration and appraisal operations ongoing in Suriname, as well as interests in other international locations. Co.'s midstream business is operated by its subsidiary, Altus Midstream Company, through its subsidiary, Altus Midstream LP (collectively, Altus). Altus owns, develops, and operates a midstream energy asset network in the Permian Basin of West Texas.

OVV — KEY STATS

Name:	Ovintiv Inc
Website:	www.ovintiv.com
Sector:	Oil & Gas Exploration & Production
36 Month Beta:	0.74
Total Market Cap:	\$14,354,000,000
% Held by Institutions:	83.96%
% Held by ETFs:	18.56%

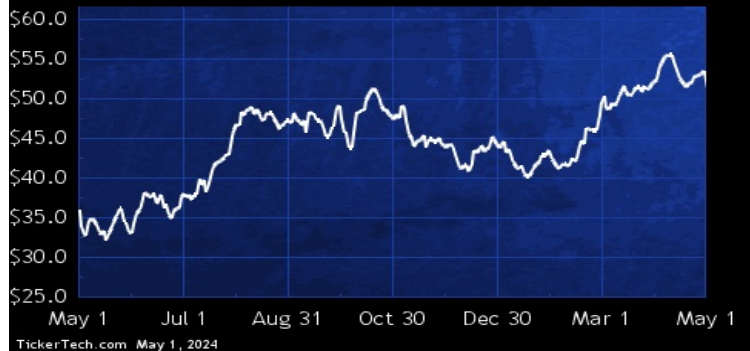
OVV DIVIDEND HISTORY



TickerTech.com May 1, 2024

OVV — 2.3% YIELD

Ovintiv Inc

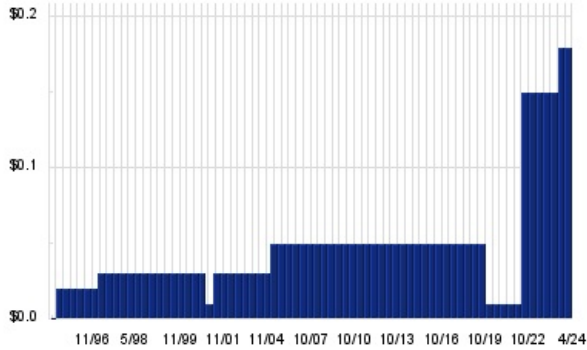


Ovintiv is an oil and natural gas exploration and production company that is focused on developing its portfolio of oil and natural gas assets located in the U.S. and Canada. Co.'s operations also include the marketing of oil, natural gas liquids (NGLs) and natural gas. Co.'s segments are: USA Operations, which includes the exploration for, development of, and production of oil, NGLs, natural gas and other related activities within the U.S.; Canadian Operations, which includes the exploration for, development of, and production of oil, NGLs, natural gas and other related activities within Canada; and Market Optimization, which includes the sale of its production to third party customers.

SM – KEY STATS

Name:	SM Energy Co.
Website:	www.sm-energy.com
Sector:	Oil & Gas Exploration & Production
36 Month Beta:	1.11
Total Market Cap:	\$5,885,000,000
% Held by Institutions:	95.03%
% Held by ETFs:	26.16%

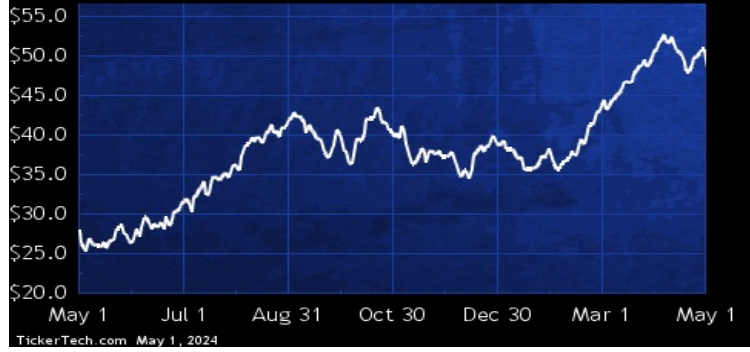
SM DIVIDEND HISTORY



TickerTech.com May 1, 2024

SM – 1.5% YIELD

SM Energy Co.

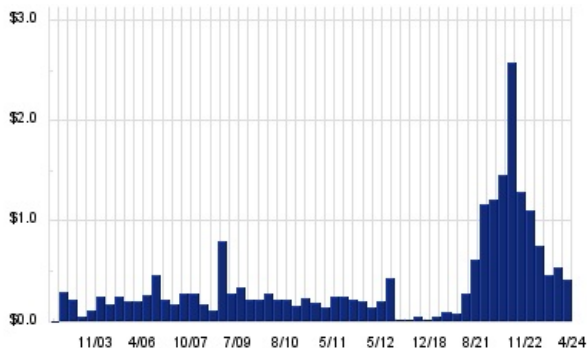


SM Energy is an independent energy company engaged in the acquisition, exploration, development, and production of oil, gas, and natural gas liquids in the state of Texas. Co.'s operations are concentrated in the Midland Basin and South Texas.

PBR – KEY STATS

Name:	Petroleo Brasileiro SA
Website:	www.petrobras.com.br
Sector:	Oil & Gas Exploration & Production
36 Month Beta:	0.62
Total Market Cap:	\$74,072,000,000
% Held by Institutions:	11.27%
% Held by ETFs:	0.30%

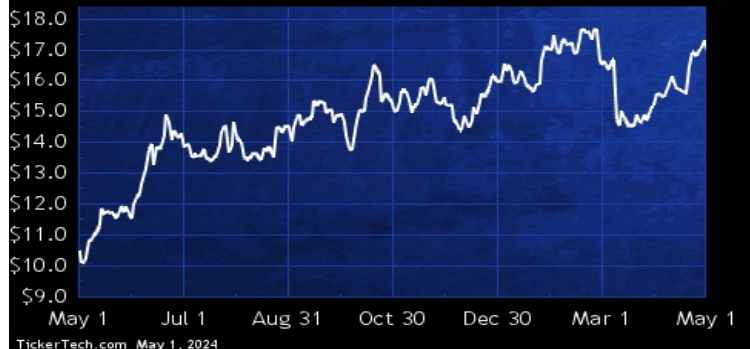
PBR DIVIDEND HISTORY



TickerTech.com May 1, 2024

PBR – 8.0% YIELD

Petroleo Brasileiro SA

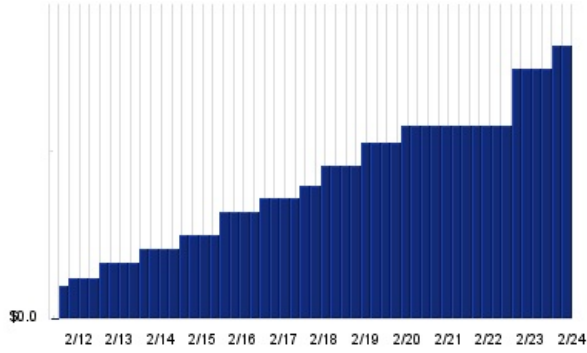


Petroleo Brasileiro is a producer of oil and gas. Co.'s segments are: Exploration and Production, which covers the activities of exploration, development and production of crude oil, Natural Gas Liquids and natural gas in Brazil and abroad, for the primary purpose of supplying its domestic refineries; Refining, Transportation and Marketing, which covers the activities of refining, logistics, transport, marketing and trading of crude oil and oil products; and Gas and Power, which covers the activities of logistics and trading of natural gas and electricity, transportation and trading of liquefied natural gas, and generation of electricity by means of thermoelectric power plants.

MPC — KEY STATS

Name:	Marathon Petroleum Corp.
Stock buyback:	MPC buyback
Website:	www.marathonpetroleum.com
Sector:	Oil & Gas Refining & Marketing
36 Month Beta:	0.61
Total Market Cap:	\$71,690,000,000
% Held by Institutions:	42.5%
% Held by ETFs:	15.39%

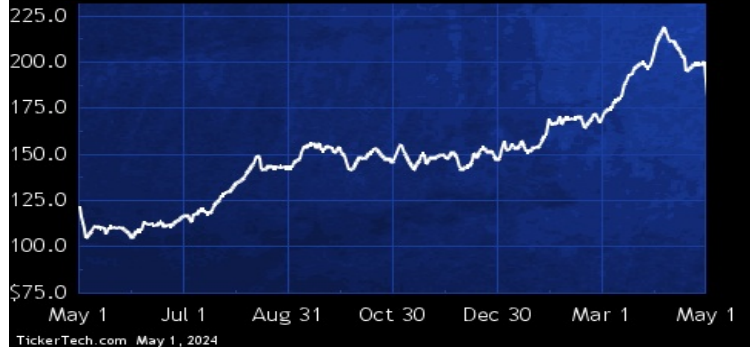
MPC DIVIDEND HISTORY



TickerTech.com May 1, 2024

MPC — 1.8% YIELD

Marathon Petroleum Corp.

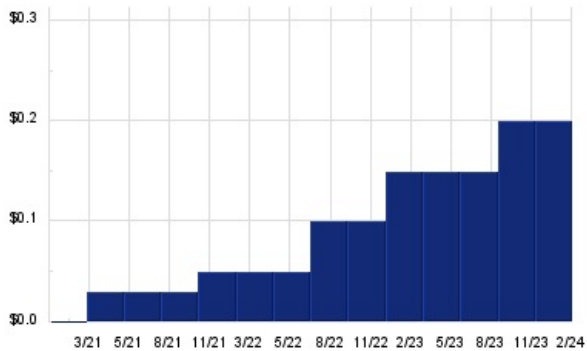


Marathon Petroleum is a downstream energy company. Co.'s segments are: Refining and Marketing, which refines crude oil and other feedstocks, including renewable feedstocks, at Co.'s refineries in the Gulf Coast, Mid-Continent and West Coast regions of the U.S., purchases refined products and ethanol for resale and distributes refined products, including renewable diesel, through transportation, storage, distribution and marketing services provided by its Midstream segment; and Midstream, which transports, stores, distributes and markets crude oil and refined products principally for the Refining and Marketing segment via refining logistics assets, pipelines, terminals, towboats and barges.

MTDR — KEY STATS

Name:	Matador Resources Co
Website:	www.matadorresources.com
Sector:	Oil & Gas Exploration & Production
36 Month Beta:	1.08
Total Market Cap:	\$7,842,000,000
% Held by Institutions:	93.88%
% Held by ETFs:	19.74%

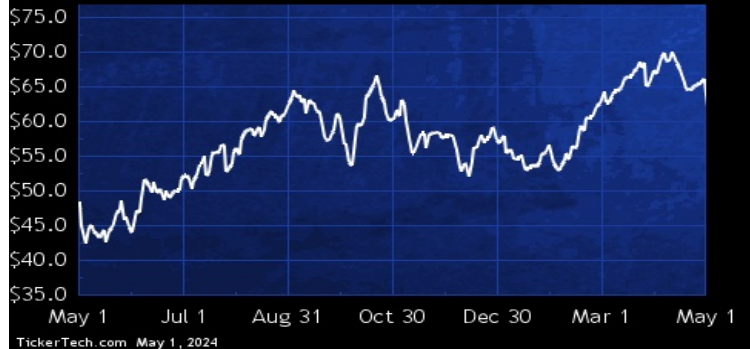
MTDR DIVIDEND HISTORY



TickerTech.com May 1, 2024

MTDR — 1.3% YIELD

Matador Resources Co



Matador Resources is an independent energy company engaged in the exploration, development, production and acquisition of oil and natural gas resources in the U.S., with a focus on oil and natural gas shale and other unconventional plays. Co.'s operations are focused primarily on the oil and liquids-rich portion of the Wolfcamp and Bone Spring plays in the Delaware Basin in Southeast New Mexico and West Texas. Co. also operates in the Eagle Ford shale play in South Texas and the Haynesville shale and Cotton Valley plays in Northwest Louisiana. Additionally, Co. conducts midstream operations through its midstream joint ventures, San Mateo Midstream, LLC and San Mateo Midstream II, LLC.

 **Energy Stock Channel**

 **Dividend Channel**

Nothing in Dividend Channel is intended to be investment advice, nor does it represent the opinion of, counsel from, or recommendations by BNK Invest Inc. or any of its affiliates, subsidiaries or partners. None of the information contained herein constitutes a recommendation that any particular security, portfolio, transaction, or investment strategy is suitable for any specific person. All viewers agree that under no circumstances will BNK Invest, Inc., its subsidiaries, partners, officers, employees, affiliates, or agents be held liable for any loss or damage caused by your reliance on information obtained. By visiting, using or viewing this site, you agree to the following [Full Disclaimer & Terms of Service](#). Video widget and dividend videos powered by Market News Video. Quote data delayed at least 20 minutes; data powered by Ticker Technologies, and Mergent. [Contact Dividend Channel](#); [Meet Our Editorial Staff](#).