


10 Yield Gushing Energy Stocks

<http://www.energystockchannel.com/>

Energy Stock Channel paired our coverage universe of energy stocks, with Dividend Channel's proprietary DividendRank formula, to bring you this list of 10 top ranked energy dividend stocks. The DividendRank formula considers a variety of data – dividend history & yield, book value, quarterly earnings – and compares it to the stock's trading data to come up with certain calculations about profitability and about the stock's valuation (whether we think it looks "cheap" or "expensive"). The result is this list of the top most "interesting" ideas that merit further research.

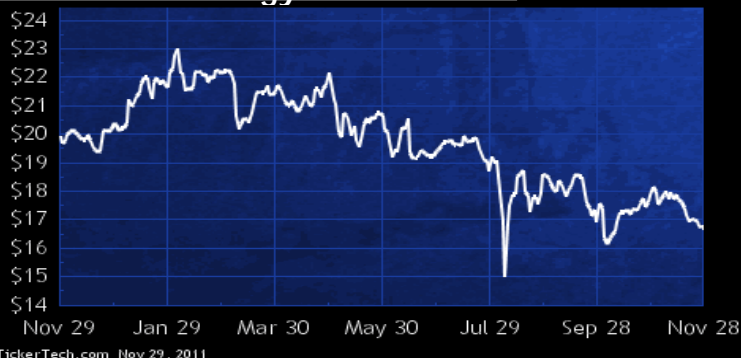


BBEP – KEY STATS

BBEP – 10.4% YIELD

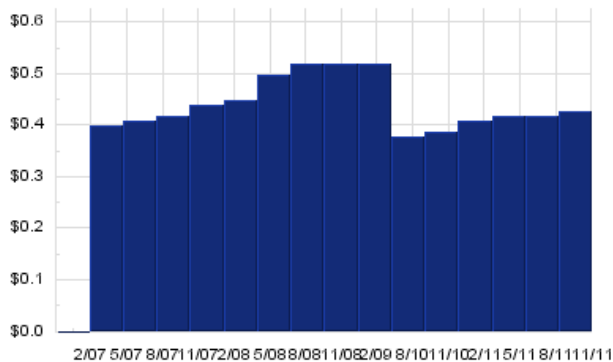
Name:	BreitBurn Energy Partners LP
Website:	www.breitburn.com
Sector:	<u>Oil & Gas Exploration & Production</u>
Number of ETFs Holding BBEP:	1 (see which ones)
Total Market Value Held by ETFs:	\$1,779,359
Total Market Capitalization:	\$990,000,000
% of Market Cap. Held by ETFs:	0.18%

BreitBurn Energy Partners LP



BreitBurn Energy Partners is an independent oil and gas partnership focused on the acquisition, exploitation and development of oil and gas properties in the U.S. Co.'s assets consist primarily of producing and non-producing crude oil and natural gas reserves located mainly in the Antrim Shale and other non-Antrim formations in Michigan, the Los Angeles Basin in California, the Wind River and Big Horn Basins in central Wyoming, the Sunniland Trend in Florida and the New Albany Shale in Indiana and Kentucky. As of Dec 31 2010, Co.'s total estimated proved reserves were 118.9 million barrels of oil equivalent, of which approximately 65.0 % was natural gas and 35.0% was crude oil.

BBEP DIVIDEND HISTORY

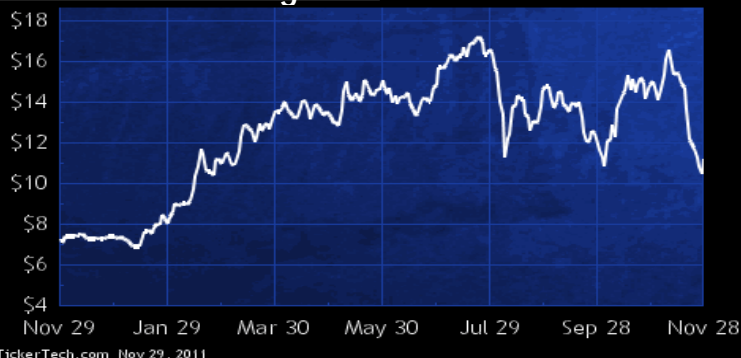


DK — KEY STATS

Name:	Delek US Holdings Inc
Website:	www.DelekUS.com
Sector:	<u>Oil & Gas Refining & Marketing</u>
Number of ETFs Holding DK:	22 (see which ones)
Total Market Value Held by ETFs:	\$8,088,252.53
Total Market Capitalization:	\$609,000,000
% of Market Cap. Held by ETFs:	1.33%

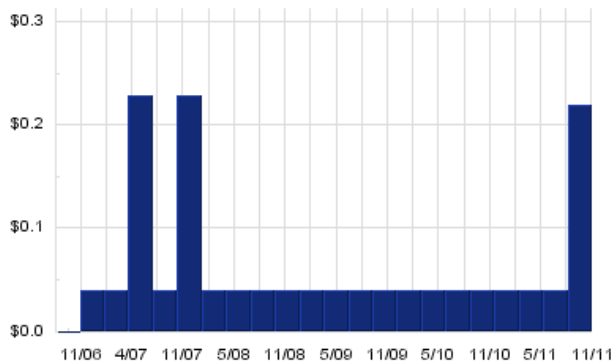
DK — 1.3% YIELD

Delek US Holdings Inc



Delek US Holdings is a holding company focused on petroleum refining, wholesale sales of refined products and retail marketing. Co. has three segments. The refining segment operates a refinery in Tyler, TX. The marketing segment sells refined products on a wholesale basis in west Texas through Co.-owned and third-party operating terminals. The retail segment markets gasoline, diesel and other refined petroleum products, and convenience merchandise through a network of Co.-operated retail fuel and convenience stores. As of Dec 31 2010, Co. also owned a 34.6% equity interest in Lion Oil Company, which owns and operates a refinery located in El Dorado, AR.

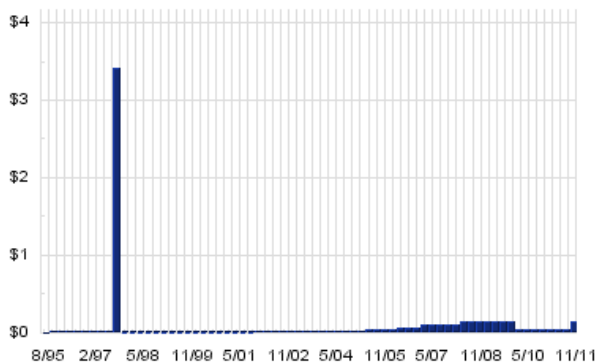
DK DIVIDEND HISTORY



VLO — KEY STATS

Name:	Valero Energy Corp.
Website:	www.valero.com
Sector:	Oil & Gas Refining & Marketing
Number of ETFs Holding VLO:	72 (see which ones)
Total Market Value Held by ETFs:	\$421,228,794.36
Total Market Capitalization:	\$11,323,000,000
% of Market Cap. Held by ETFs:	3.72%

VLO DIVIDEND HISTORY



TickerTech.com Nov 29, 2011

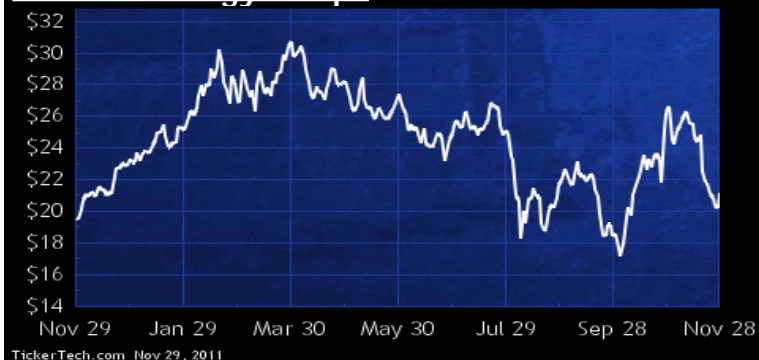
NKA — KEY STATS

Name:	Niska Gas Storage Partners LLC
Website:	www.niskapartners.com
Sector:	Oil & Gas Exploration & Production
Number of ETFs Holding NKA:	1 (see which ones)
Total Market Value Held by ETFs:	\$68,746
Total Market Capitalization:	\$306,000,000
% of Market Cap. Held by ETFs:	0.02%

NKA DIVIDEND HISTORY

VLO — 2.8% YIELD

Valero Energy Corp.



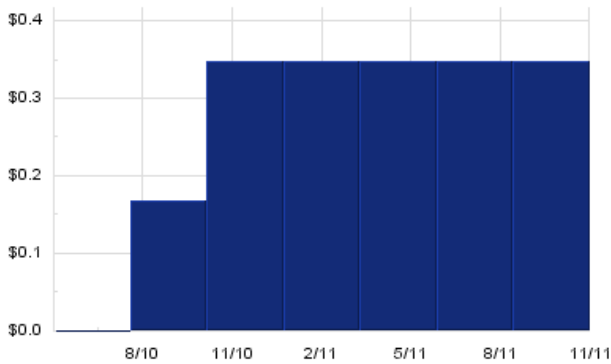
Valero Energy is a petroleum refining and marketing company. Co. markets its refined products through a bulk and rack marketing network and retail and wholesale branded outlets in the U.S. and eastern Canada under brands such as Valero®, Diamond Shamrock®, Shamrock®, Ultramar®, and Beacon®. Co. has three reportable segments: refining, which consists of refining operations, wholesale marketing, product supply and distribution, and transportation operations; ethanol, which includes sales of ethanol and distillers grains; and retail, which is comprised of company-operated convenience stores, Canadian dealers/jobbers, truckstop facilities, cardlock facilities, and home heating oil operations.

NKA — 14.8% YIELD

Niska Gas Storage Partners LLC



Niska Gas Storage Partners owns and operates natural gas storage assets. Co. stores natural gas for a range of customers, such as financial institutions, marketers, pipelines, power generators, utilities and producers of natural gas. Co. provides storage services under Long-Term Firm contracts, whereby customers pay monthly reservation fees in exchange for the right to inject, store and withdraw volumes of natural gas on days and for periods selected by them. Co. also provides services under Short-Term Firm contracts, whereby customer pays a fixed fee to inject certain quantity of natural gas on a specified date or dates and to store that gas in Co.'s storage facilities until withdrawa.

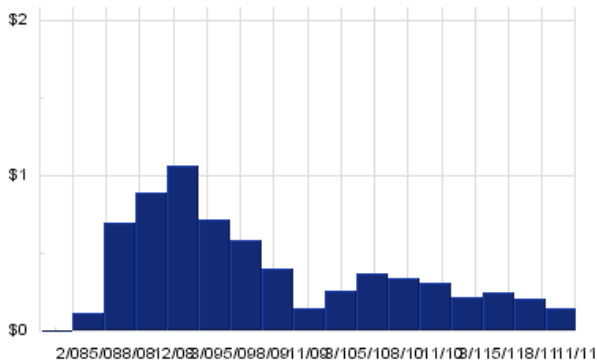


TickerTech.com Nov 29, 2011

TNK — KEY STATS

Name:	Teekay Tankers Ltd
Website:	www.teekaytankers.com
Sector:	Oil & Gas Equipment & Services
Number of ETFs Holding TNK:	14 (see which ones)
Total Market Value Held by ETFs:	\$4,078,095.36
Total Market Capitalization:	\$144,000,000
% of Market Cap. Held by ETFs:	2.83%

TNK DIVIDEND HISTORY



TickerTech.com Nov 29, 2011

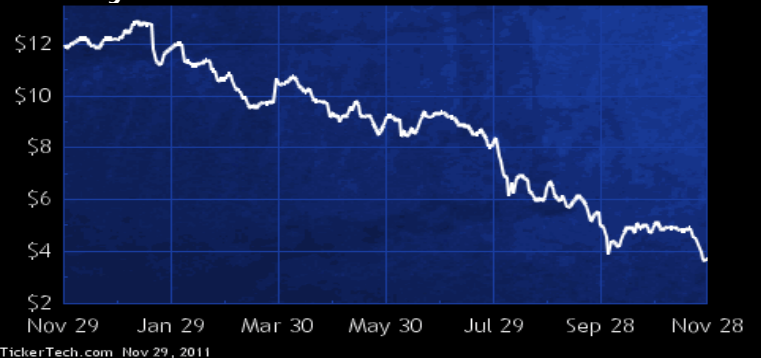
DCIX — KEY STATS

Name:	Diana Containerships Inc.
Website:	www.dcontainerships.com
Sector:	Transportation & Pipelines

DCIX DIVIDEND HISTORY

TNK — 15.8% YIELD

Teekay Tankers Ltd

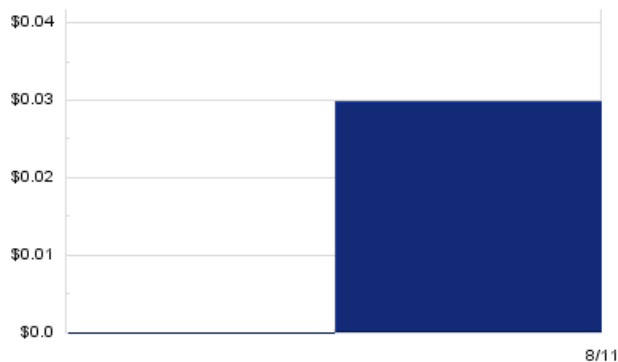


TickerTech.com Nov 29, 2011

Teekay Tankers business is to own oil tankers and employ a chartering strategy that seeks to capture upside opportunities in the spot market while using fixed-rate time charters to reduce downside risks. Co. provides of marine services to the global oil and natural gas industries and the world's operator of medium-sized oil tankers. Co. was formed by Teekay Corporation to acquire from it a fleet of double-hull Aframax-class tankers. Co.'s business is the ownership of oil tankers. As of Mar. 1, 2011, Co.'s fleet consisted of nine Aframax-class oil tankers and six Suezmax-class oil tankers, all of which are of Marshall Islands registry. Co.'s fleet has a total capacity of 1,022,700 dwt.

DCIX — 12.2% YIELD

Diana Containerships Inc.



TickerTech.com Nov 29, 2011

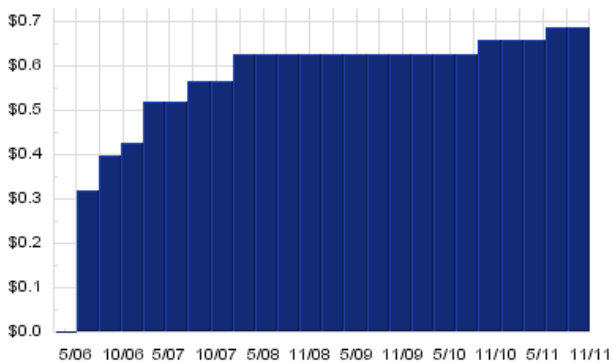


Diana Containerships is a holding company. Through its subsidiaries, Co. owns and operates containerships and pursue containership acquisition opportunities. Each of Co.'s vessels is owned by separate wholly-owned subsidiaries.

LINE — KEY STATS

Name:	Linn Energy LLC
Website:	www.linnenergy.com
Sector:	<u>Oil & Gas Exploration & Production</u>
Number of ETFs Holding LINE:	4 (see which ones)
Total Market Value Held by ETFs:	\$8,230,201
Total Market Capitalization:	\$6,218,000,000
% of Market Cap. Held by ETFs:	0.13%

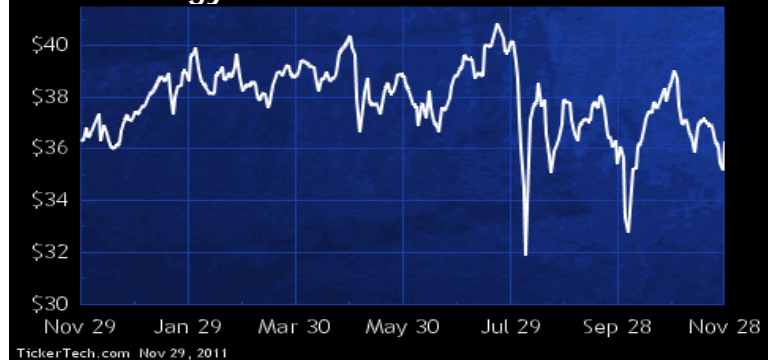
LINE DIVIDEND HISTORY



TickerTech.com Nov 29, 2011

LINE — 7.6% YIELD

Linn Energy LLC

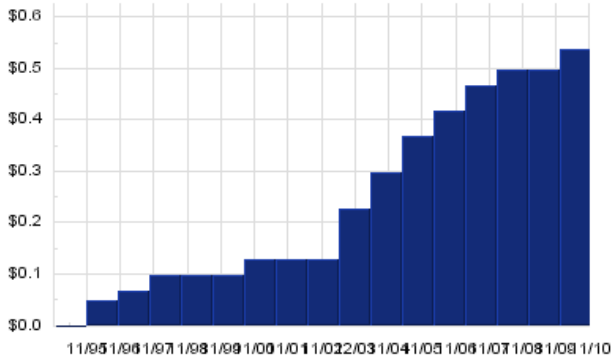


Linn Energy is an independent oil and natural gas company. Co. has properties in five regions in the U.S.: Mid-Continent Deep, which include the Texas Panhandle Deep Granite Wash formation and deep formations in Oklahoma and Kansas; Mid-Continent Shallow, which include the Texas Panhandle Brown Dolomite formation and shallow formations in Oklahoma, Louisiana and Illinois; Permian Basin, which include areas in West Texas and Southeast New Mexico; Michigan, which include the Antrim Shale formation in the northern part of the state; and California, which include the Brea Olinda Field of the Los Angeles Basin. At Dec 31 2010, Co.'s proved reserves were 2,597.00 billion cubic feet equivalent.

AE — KEY STATS

Name:	Adams Resources & Energy, Inc.
Website:	www.adamsresources.com
Sector:	<u>Oil & Gas Refining & Marketing</u>
Number of ETFs Holding AE:	1 (see which ones)
Total Market Value Held by ETFs:	\$45,034
Total Market Capitalization:	\$109,000,000
% of Market Cap. Held by ETFs:	0.04%

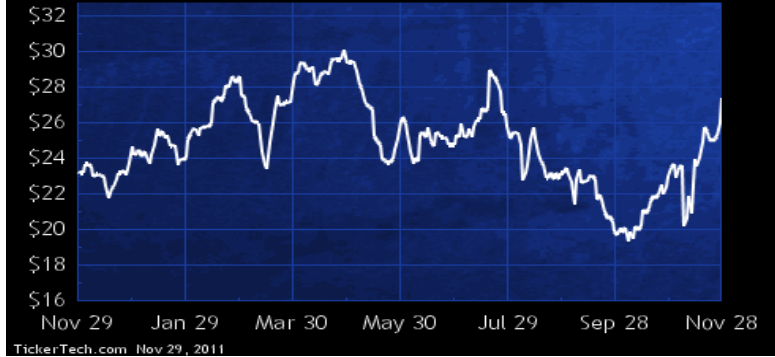
AE DIVIDEND HISTORY



TickerTech.com Nov 29, 2011

AE — 2.1% YIELD

Adams Resources & Energy, Inc.

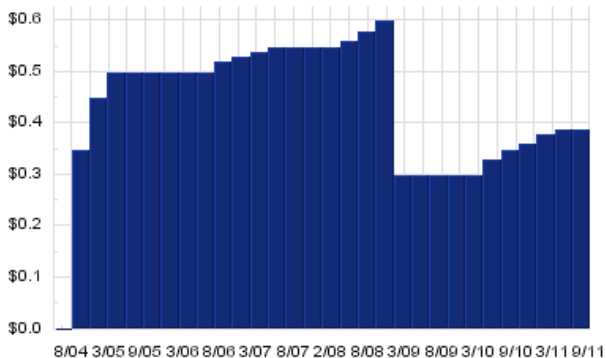


Adams Resources & Energy is engaged in marketing crude oil, natural gas and petroleum products, tank truck transportation of liquid chemicals, and oil and gas exploration and production. Through its subsidiaries, Co. is engaged in purchasing crude oil and arranging sales and deliveries to refiners and other customers; operating as a wholesale purchaser, distributor and marketer of natural gas; marketing refined petroleum products; the transportation of liquid chemicals; as well as the exploration and development of domestic oil and gas properties. As of Dec 31 2010, Co. had estimated net proved crude oil reserve of 267,000 barrels and natural gas reserves of 7,794.0 million cubic feet.

SFL — KEY STATS

Name:	Ship Finance International Ltd
Website:	www.shipfinance.bm
Sector:	<u>Oil & Gas Equipment & Services</u>
Number of ETFs Holding SFL:	20 (see which ones)
Total Market Value Held by ETFs:	\$12,116,349.6
Total Market Capitalization:	\$791,000,000
% of Market Cap. Held by ETFs:	1.53%

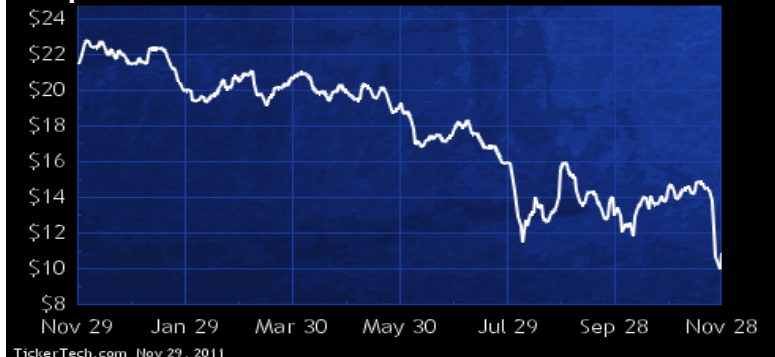
SFL DIVIDEND HISTORY



TickerTech.com Nov 29, 2011

SFL — 14.3% YIELD

Ship Finance International Ltd

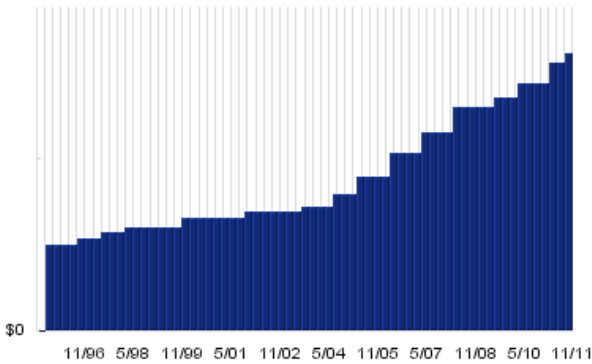


Ship Finance International is holding company. Through its subsidiaries, Co. is engaged in the ownership and operation of vessels and offshore related assets; as well as the charter, purchase and sale of assets. As of March 22 2011, Co. owned 29 oil tankers, 8 oil/bulk/ore carriers, 3 drybulk carriers, 9 container vessels, 2 jack-up drilling rigs, 3 ultra-deepwater drilling units, 6 offshore supply vessels and 2 chemical tankers.

CVX — KEY STATS

Name:	Chevron Corporation
Website:	www.chevron.com
Sector:	Oil & Gas Refining & Marketing
Number of ETFs Holding CVX:	97 (see which ones)
Total Market Value Held by ETFs:	\$6,450,278,035.68
Total Market Capitalization:	\$183,794,000,000
% of Market Cap. Held by ETFs:	3.51%

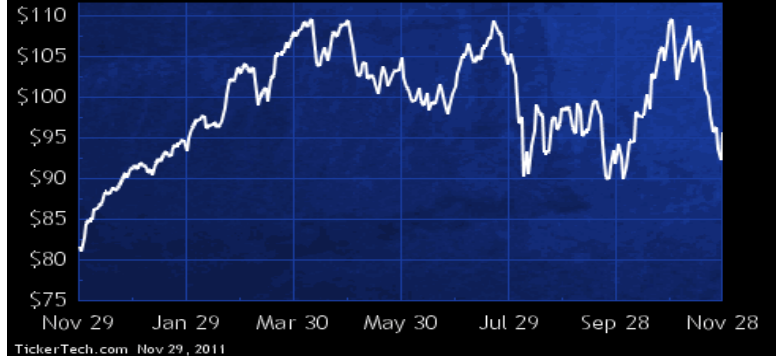
CVX DIVIDEND HISTORY



TickerTech.com Nov 29, 2011

CVX — 3.4% YIELD

Chevron Corporation



Chevron is engaged in petroleum and chemicals operations, mining operations, power generation and energy services. Co.'s operations consist of exploring for, developing and producing crude oil and natural gas; refining crude oil into finished petroleum products; marketing crude oil, natural gas and the products derived from petroleum; and transporting crude oil, natural gas and petroleum products. Co. also manufactures and markets commodity petrochemicals, plastics for industrial uses, and fuel and lubricant oil additives. At Dec 31 2010, Co. had net proved reserves of 6,503.0 million barrels of crude oil, condensate and natural gas liquids, and 24,251.00 billion cubic feet of natural gas.

 **Energy Stock Channel**

 **Dividend Channel**

Nothing in Dividend Channel is intended to be investment advice, nor does it represent the opinion of, counsel from, or recommendations by BNK Invest Inc. or any of its affiliates, subsidiaries or partners. None of the information contained herein constitutes a recommendation that any particular security, portfolio, transaction, or investment strategy is suitable for any specific person. All viewers agree that under no circumstances will BNK Invest, Inc., its subsidiaries, partners, officers, employees, affiliates, or agents be held liable for any loss or damage caused by your reliance on information obtained. By visiting, using or viewing this site, you agree to the following [Full Disclaimer & Terms of Service](#). Video widget and dividend videos powered by Market News Video. Quote data delayed at least 20 minutes; [data powered by Ticker Technologies](#), and Mergent. [Contact Dividend Channel](#); [Meet Our Editorial Staff](#).