

10 Yield Gushing Energy Stocks

<http://www.energystockchannel.com/>

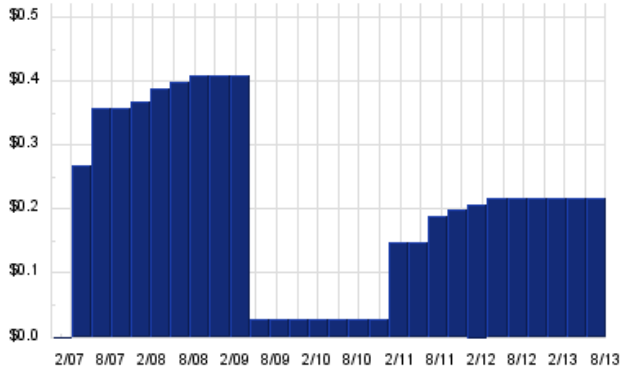
Energy Stock Channel paired our coverage universe of energy stocks, with Dividend Channel's proprietary DividendRank formula, to bring you this list of 10 top ranked energy dividend stocks. The DividendRank formula considers a variety of data – dividend history & yield, book value, quarterly earnings – and compares it to the stock's trading data to come up with certain calculations about profitability and about the stock's valuation (whether we think it looks "cheap" or "expensive"). The result is this list of the top most "interesting" ideas that merit further research.



EROC – Key Stats

Name:	Eagle Rock Energy Partners LP
Website:	www.eaglerockenergy.com
Sector:	Oil & Gas Equipment & Services
36 Month Beta:	0.98
Total Market Cap:	\$980,000,000
% Held by Institutions:	67.48%
% Held by ETFs:	0.06%

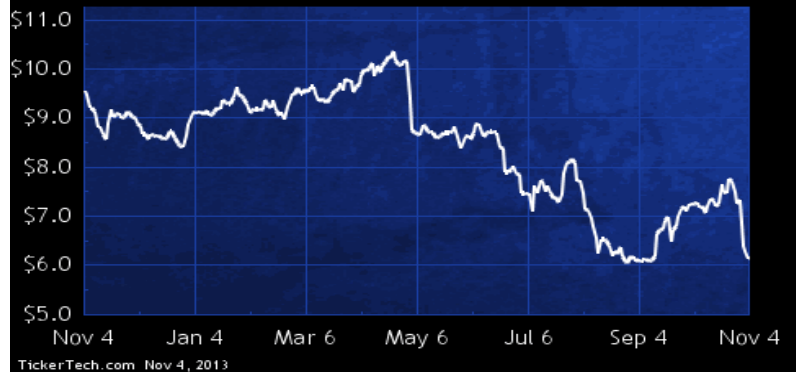
EROC Dividend History



TickerTech.com Nov 4, 2013

EROC – 9.8% Yield

Eagle Rock Energy Partners LP



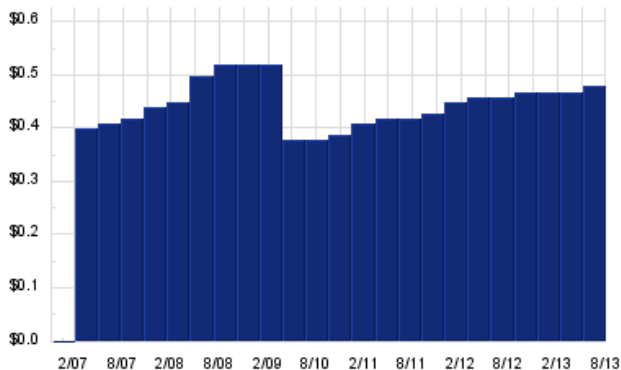
TickerTech.com Nov 4, 2013

Eagle Rock Energy Partners is a limited partnership engaged in the following two businesses: Midstream, which focuses on gathering, compressing, treating, processing, transporting, marketing and trading natural gas, fractionating, transporting and marketing natural gas liquids, and crude oil and condensate logistics and marketing; and Upstream, which focuses on developing and producing oil and natural gas property interests. As of Dec 31 2012, Co.'s estimated net proved reserves in the Upstream business were 349.60 billion cubic feet equivalent, which consisted of 194.40 billion cubic feet of natural gas, 13.0 million barrels (MMBbls) of oil, and 12.9 MMBbls of natural gas liquids.

BBEP – Key Stats

Name:	BreitBurn Energy Partners LP
Website:	www.breitburn.com
Sector:	Oil & Gas Exploration & Production
36 Month Beta:	0.77
Total Market Cap:	\$1,916,000,000
% Held by Institutions:	36.7%
% Held by ETFs:	0.41%

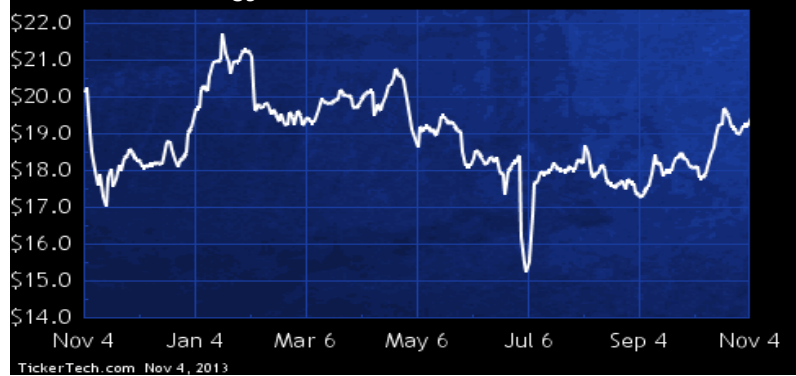
BBEP Dividend History



TickerTech.com Nov 4, 2013

BBEP – 10.0% Yield

BreitBurn Energy Partners LP



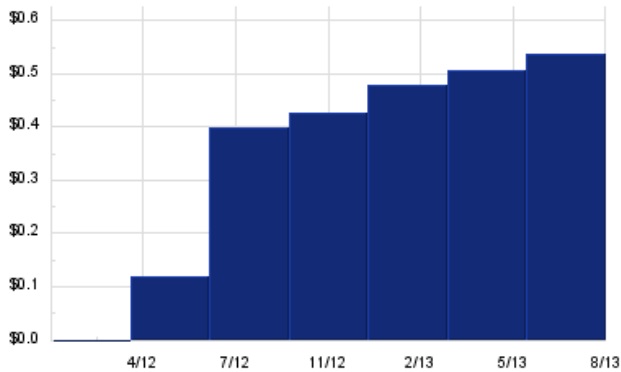
TickerTech.com Nov 4, 2013

BreitBurn Energy Partners is an independent oil and gas partnership focused on the acquisition, exploitation and development of oil and gas properties. Co.'s assets are located in: the Antrim Shale and several non-Antrim formations in Michigan; the Evanston, Green River, Wind River, Big Horn and Powder River Basins in Wyoming; the Los Angeles and San Joaquin Basins in California; the Permian Basin in Texas; the Sunniland Trend in Florida; and the New Albany Shale in Indiana and Kentucky. As of Dec 31 2012, Co.'s total estimated proved reserves were 149.4 million barrels of oil equivalent, of which approximately 53% was crude oil and 47% was natural gas.

ARP — Key Stats

Name:	Atlas Resource Partners, L.P.
Website:	www.atlasresourcepartners.com
Sector:	Oil & Gas Exploration & Production
36 Month Beta:	0.71
Total Market Cap:	\$1,208,000,000
% Held by Institutions:	NA%
% Held by ETFs:	0.46%

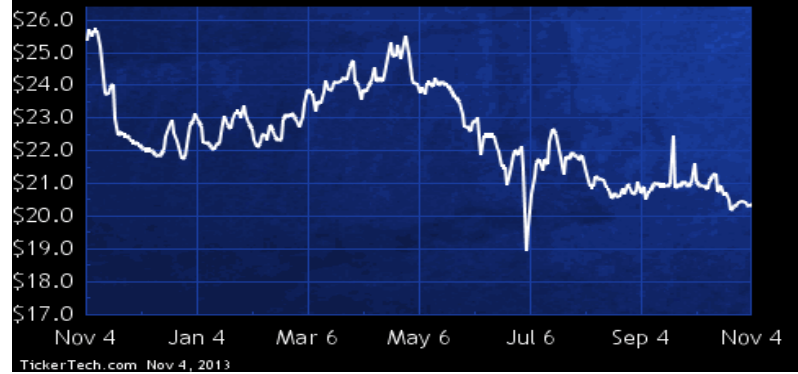
ARP Dividend History



TickerTech.com Nov 4, 2013

ARP — 11.0% Yield

Atlas Resource Partners, L.P.

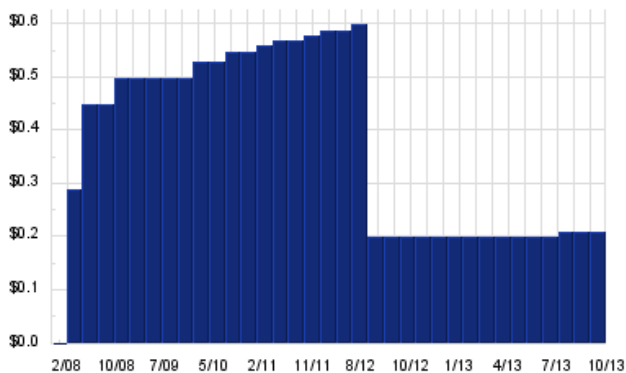


Atlas Resource Partners is an independent developer and producer of natural gas, crude oil and natural gas liquids, with operations in the following areas: the Barnett Shale and Marble Falls play in the Forth Worth Basin in northern Texas; the Appalachia basin, including the Marcellus Shale and the Utica Shale; the Mississippi Lime and Hunton plays in northwestern Oklahoma; the Chattanooga Shale in northeastern Tennessee, the Niobrara Shale in northeastern Colorado, the New Albany Shale in southwestern Indiana, and the Antrim Shale in Michigan. As of Dec 31 2012, Co. had proved natural gas and oil reserves of 723.36 billion cubic feet equivalent.

VNR — Key Stats

Name:	Vanguard Natural Resource LLC
Website:	www.vnrlc.com
Sector:	Oil & Gas Exploration & Production
36 Month Beta:	-0.11
Total Market Cap:	\$2,182,000,000
% Held by Institutions:	NA%
% Held by ETFs:	0.05%

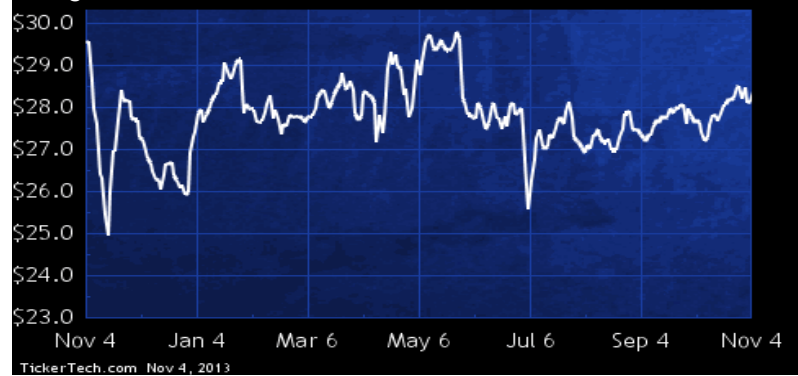
VNR Dividend History



TickerTech.com Nov 4, 2013

VNR — 8.8% Yield

Vanguard Natural Resource LLC

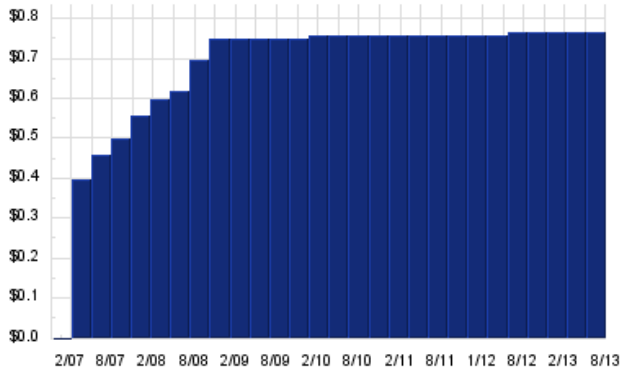


Vanguard Natural Resource is focused on the acquisition and development of oil and natural gas properties. Co. owns properties and oil and natural gas reserves in: the Arkoma Basin in Arkansas and Oklahoma; the Permian Basin in West Texas and New Mexico; the Big Horn Basin in Wyoming and Montana; the Piceance Basin in Colorado; South Texas; the Williston Basin in North Dakota and Montana; the Wind River Basin in Wyoming; the Powder River Basin in Wyoming; and Mississippi. At Dec 31 2011, Co.'s estimated proved developed and undeveloped reserves for crude oil, natural gas, and natural gas liquids were 44.8 million barrels, 163.00 billion cubic feet, and 7.4 million barrels, respectively.

EVEP – Key Stats

Name:	EV Energy Partners LP
Website:	www.evenenergypartners.com
Sector:	<u>Oil & Gas Exploration & Production</u>
36 Month Beta:	0.56
Total Market Cap:	\$1,569,000,000
% Held by Institutions:	62.33%
% Held by ETFs:	0.16%

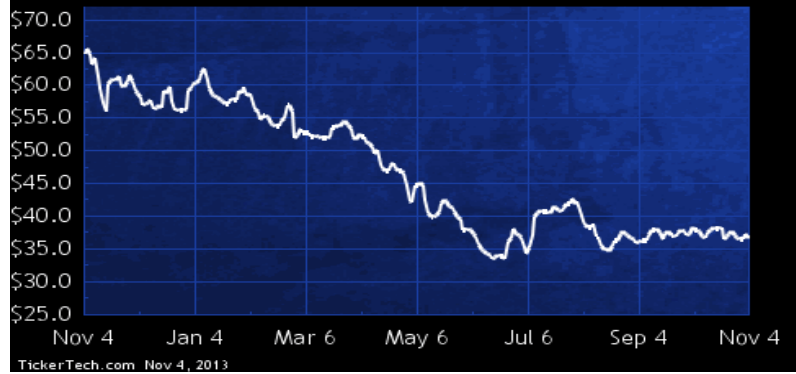
EVEP Dividend History



TickerTech.com Nov 4, 2013

EVEP – 8.3% Yield

EV Energy Partners LP

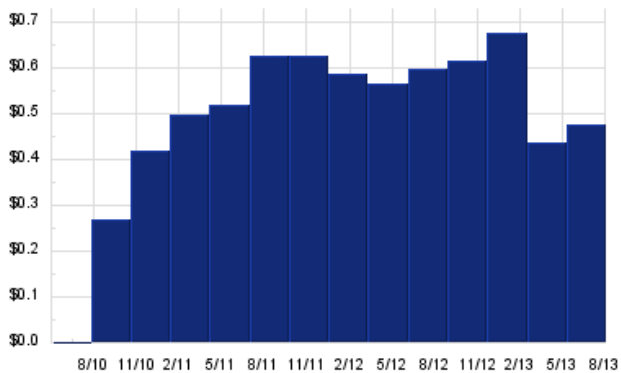


EV Energy Partners is engaged in the acquisition, development and production of oil and natural gas properties. Co.'s general partner is EV Energy GP, L.P. Co.'s properties are located in the Barnett Shale, the Appalachian Basin (which includes the Utica Shale), the Mid-Continent areas in Oklahoma, Texas, Arkansas, Kansas and Louisiana, the San Juan Basin, Central and East Texas (which includes the Austin Chalk area), the Permian Basin, the Monroe Field in Northern Louisiana, and Michigan. As of Dec 31 2012, Co. had estimated net proved reserves of 13.5 million barrels of oil, 609.50 billion cubic feet of natural gas, and 35.7 million barrels of natural gas liquids.

ECT – Key Stats

Name:	ECA Marcellus Trust I
Sector:	<u>Rental, Leasing, & Royalty</u>

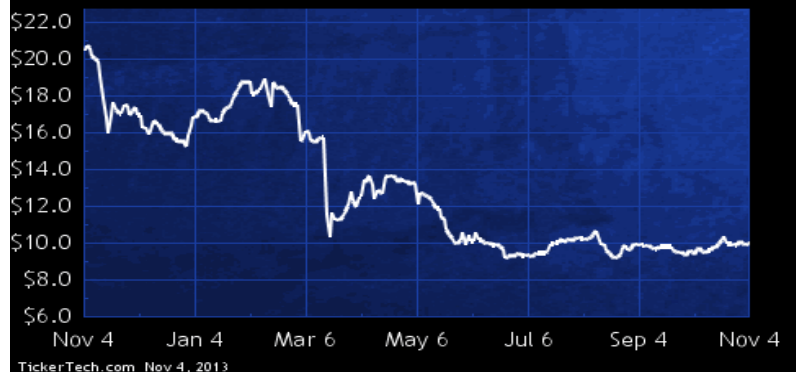
ECT Dividend History



TickerTech.com Nov 4, 2013

ECT – 19.0% Yield

ECA Marcellus Trust I

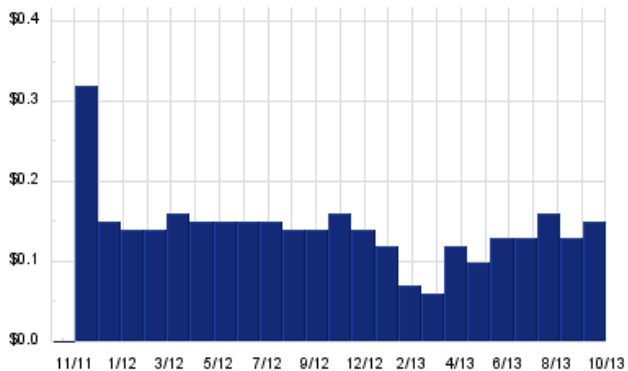


ECA Marcellus Trust I is a statutory trust engaged in owning royalty interests in 14 producing horizontal natural gas wells producing from the Marcellus Shale formation, all of which are online and are located in Greene County, PA, and royalty interests in 52 development wells drilled in the Marcellus Shale formation. As of Dec 31 2012, the total gas reserves attributable to Co.'s interests were 68.50 billion cubic feet.

NDRO — Key Stats

Name:	Enduro Royalty Trust
Website:	www.enduroroyaltytrust.com
Sector:	Rental, Leasing, & Royalty

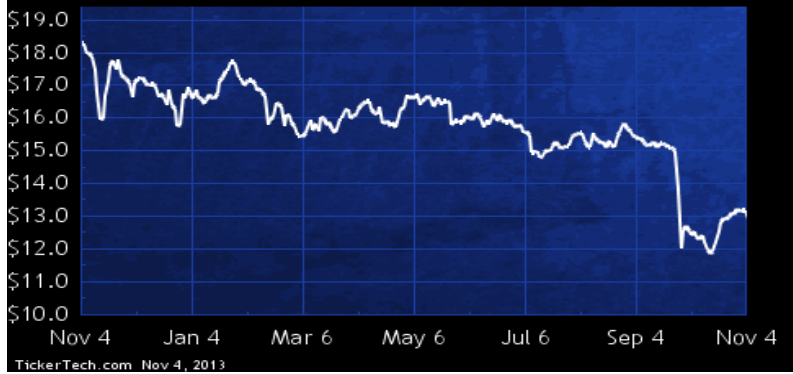
NDRO Dividend History



TickerTech.com Nov 4, 2013

NDRO — 14.1% Yield

Enduro Royalty Trust

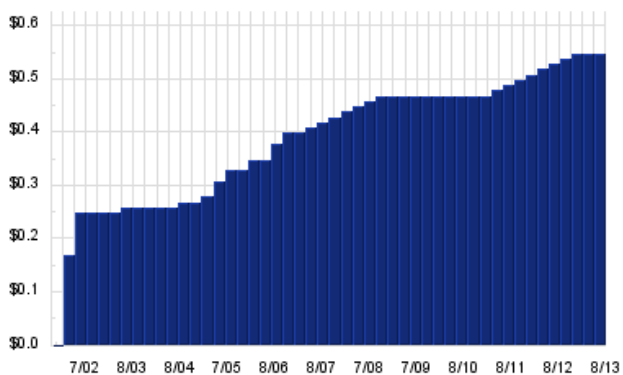


Enduro Royalty Trust is a statutory trust, engaged in holding a net profits interest representing the right to receive 80% of the net profits from the sale of oil and natural gas production from certain properties in the states of Texas, Louisiana and New Mexico (Underlying Properties). As of Dec 31 2012, the Underlying Properties had proved reserves of 21.4 million barrels of oil equivalent.

PVR — Key Stats

Name:	PVR Partners LP
Sector:	Oil & Gas Equipment & Services
36 Month Beta:	0.94
Total Market Cap:	\$2,667,000,000
% Held by Institutions:	75.08%
% Held by ETFs:	0.08%

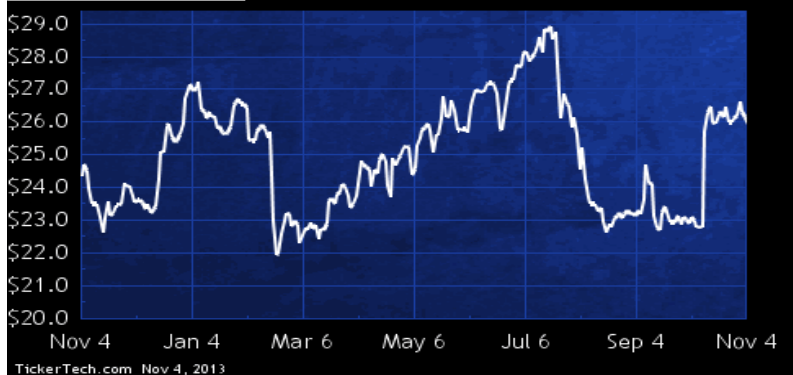
PVR Dividend History



TickerTech.com Nov 4, 2013

PVR — 8.5% Yield

PVR Partners LP

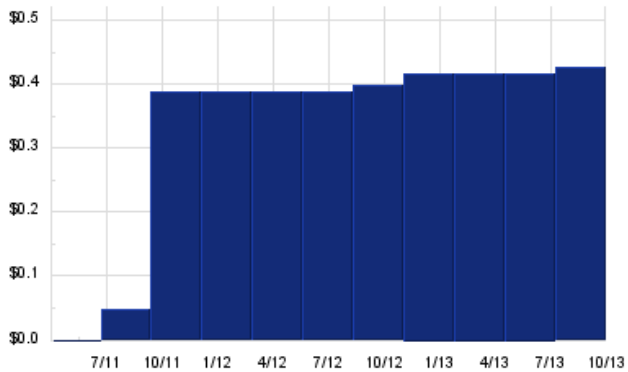


PVR Partners engages in the gathering and processing of natural gas and the management of coal and natural resource properties. Co. has three segments: Eastern Midstream, which provides natural gas gathering and related services in Pennsylvania and West Virginia; Midcontinent Midstream, which provides natural gas processing, gathering services and other related services; and Coal and Natural Resource Management, which involves the management and leasing of coal properties and the collection of royalties. At Dec 31 2012, Co. owned or controlled approximately 871.0 million tons of proven and probable coal reserves in Central and Northern Appalachia, the Illinois Basin and the San Juan Basin.

GSJK — Key Stats

Name:	Compressco Partners L.P.
Website:	www.compressco.com
Sector:	Oil & Gas Equipment & Services
36 Month Beta:	1.33
Total Market Cap:	\$202,000,000
% Held by Institutions:	NA%
% Held by ETFs:	0.06%

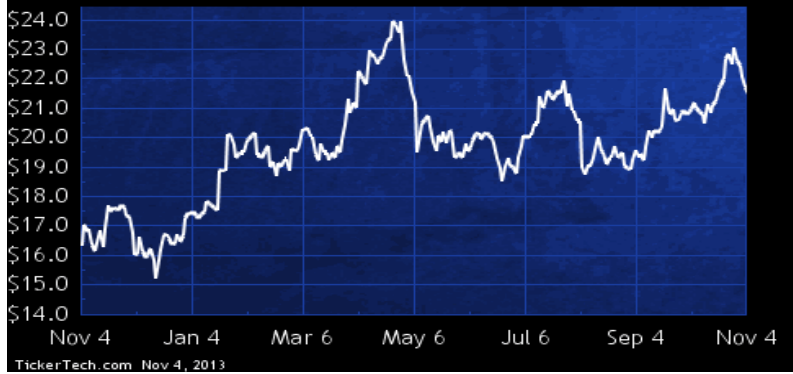
GSJK Dividend History



TickerTech.com Nov 4, 2013

GSJK — 8.0% Yield

Compressco Partners L.P.

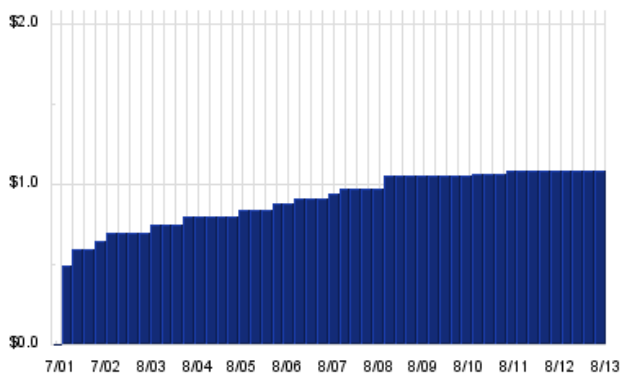


Compressco Partners is a provider of compression-based production enhancement services, which are used in both conventional wellhead compression applications and unconventional compression applications, and, in certain circumstances, well monitoring and sand separation services. Co. provides its services to natural gas and oil exploration and production companies operating throughout many of the onshore producing regions of the U.S. Internationally, Co. has operations in Mexico, Canada, South America, Eastern Europe, and the Asia-Pacific region. Co.'s natural gas powered GasJack® compressors and its electric VJack™ compressors can be applied in conventional and unconventional applications.

NS — Key Stats

Name:	NuStar Energy L.P.
Website:	www.nustarenergy.com
Sector:	Oil & Gas Refining & Marketing
36 Month Beta:	1.14
Total Market Cap:	\$3,358,000,000
% Held by Institutions:	46.62%
% Held by ETFs:	0.26%

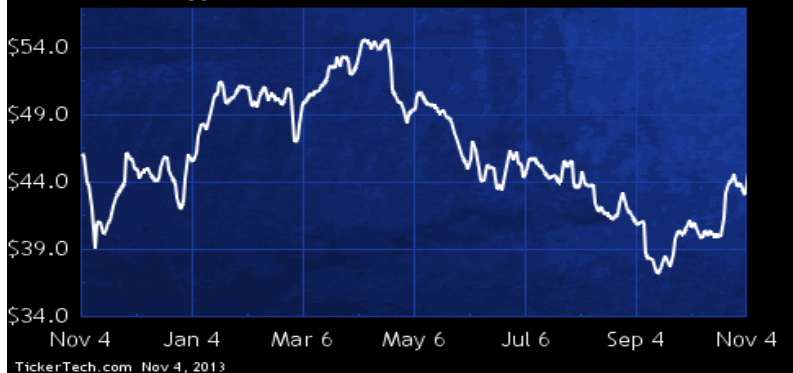
NS Dividend History



TickerTech.com Nov 4, 2013

NS — 9.8% Yield

NuStar Energy L.P.



NuStar Energy engages in the terminalling and storage of petroleum products, the transportation of petroleum products and anhydrous ammonia, and petroleum refining marketing. Co. has three business segments: storage, which includes terminal and storage facilities that provide storage, handling and other services for petroleum products, specialty chemicals, crude oil and other liquids and storage tanks used to store and deliver crude oil; transportation, which consists of the transportation of refined petroleum products, crude oil and anhydrous ammonia; and asphalt and fuels marketing, which includes its asphalt operations, its fuels marketing operations and its San Antonio, TX refinery.

 **Energy Stock Channel**

 **Dividend Channel**

Nothing in Dividend Channel is intended to be investment advice, nor does it represent the opinion of, counsel from, or recommendations by BNK Invest Inc. or any of its affiliates, subsidiaries or partners. None of the information contained herein constitutes a recommendation that any particular security, portfolio, transaction, or investment strategy is suitable for any specific person. All viewers agree that under no circumstances will BNK Invest, Inc., its subsidiaries, partners, officers, employees, affiliates, or agents be held liable for any loss or damage caused by your reliance on information obtained. By visiting, using or viewing this site, you agree to the following [Full Disclaimer & Terms of Service](#). Video widget and dividend videos powered by Market News Video. Quote data delayed at least 20 minutes; [data powered by Ticker Technologies](#), and Mergent. [Contact Dividend Channel](#); [Meet Our Editorial Staff](#).