

## 10 Yield Gushing Energy Stocks

<http://www.energystockchannel.com/>

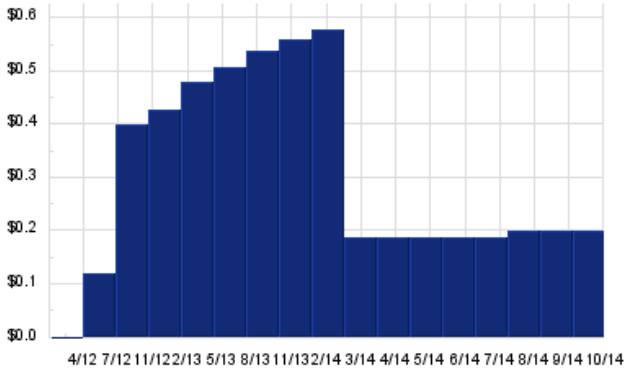
Energy Stock Channel paired our coverage universe of energy stocks, with Dividend Channel's proprietary DividendRank formula, to bring you this list of 10 top ranked energy dividend stocks. The DividendRank formula considers a variety of data – dividend history & yield, book value, quarterly earnings – and compares it to the stock's trading data to come up with certain calculations about profitability and about the stock's valuation (whether we think it looks "cheap" or "expensive"). The result is this list of the top most "interesting" ideas that merit further research.



## ARP — Key Stats

Name:	Atlas Resource Partners, L.P.
Website:	<a href="http://www.atlasresourcepartners.com">www.atlasresourcepartners.com</a>
Sector:	Oil & Gas Exploration & Production
36 Month Beta:	0.20
Total Market Cap:	\$1,086,000,000
% Held by Institutions:	58.44%
% Held by ETFs:	2.21%

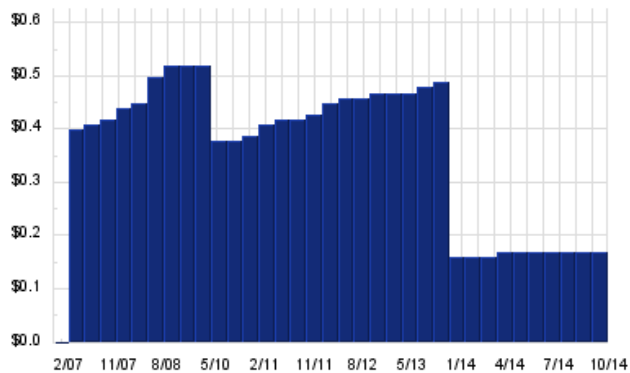
## ARP Dividend History



## BBEP – Key Stats

Name:	Breitbart Energy Partners LP
Sector:	<a href="#">Oil &amp; Gas Exploration &amp; Production</a>
36 Month Beta:	0.97
Total Market Cap:	\$2,083,000,000
% Held by Institutions:	21%
% Held by ETFs:	0.44%

## BBEP Dividend History



TickerTech.com Nov 3, 2014

## BBEP – 11.7% Yield

### Breitbart Energy Partners LP

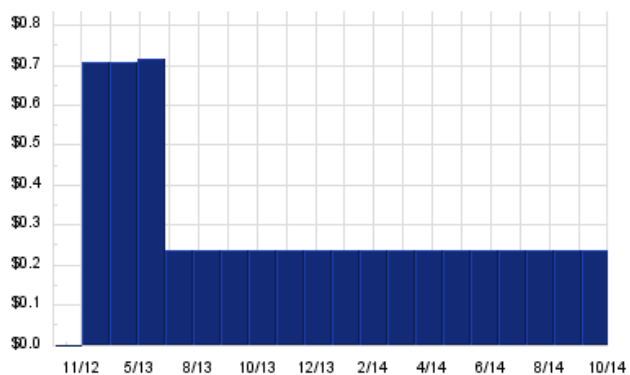


Breitbart Energy Partners is an independent oil and gas partnership focused on the acquisition, exploitation and development of oil, natural gas liquids and gas properties in the U.S. Co.'s assets are located primarily in: the Antrim Shale and several non-Antrim formations in Michigan; the Oklahoma Panhandle; the Permian Basin in Texas; the Evanston, Green River, Wind River, Big Horn and Powder River Basins in Wyoming; the Los Angeles and San Joaquin Basins in California; the Sunniland Trend in Florida; and the New Albany Shale in Indiana and Kentucky. As of Dec 31 2013, Co.'s total estimated proved reserves were 214.3 million barrels of oil equivalent.

## LNCO – Key Stats

Name:	LinnCo, LLC
Website:	<a href="http://www.linncoco.com">www.linncoco.com</a>
Sector:	<a href="#">Oil &amp; Gas Exploration &amp; Production</a>
36 Month Beta:	0.24
Total Market Cap:	\$3,081,000,000
% Held by Institutions:	67.96%
% Held by ETFs:	0.35%

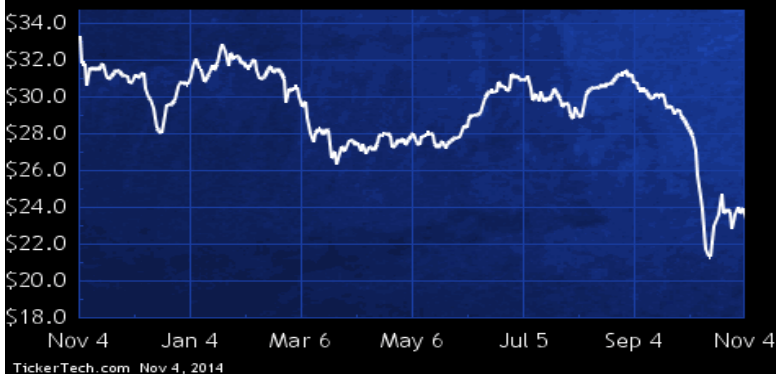
## LNCO Dividend History



TickerTech.com Nov 4, 2014

## LNCO – 12.4% Yield

### LinnCo, LLC

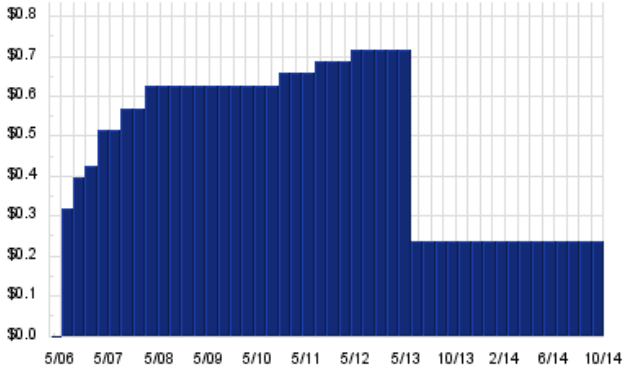


LinnCo is engaged as an independent oil and natural gas company through its subsidiary, Linn Energy, LLC.

## LINE — Key Stats

Name:	Linn Energy LLC
Website:	<a href="http://www.linnenergy.com">www.linnenergy.com</a>
Sector:	Oil & Gas Exploration & Production
36 Month Beta:	0.72
Total Market Cap:	\$8,273,000,000
% Held by Institutions:	12.91%
% Held by ETFs:	0.19%

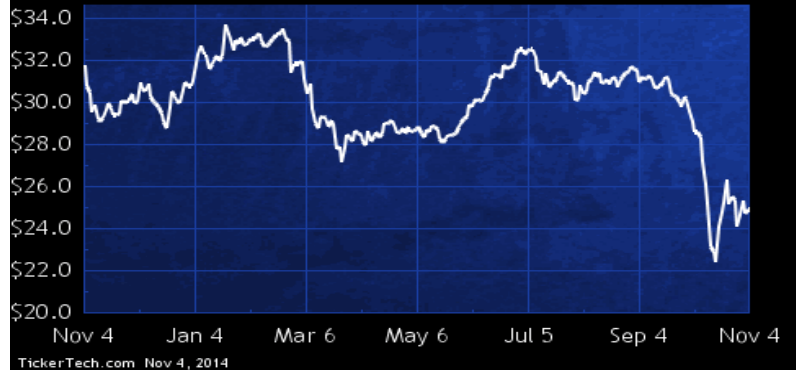
## LINE Dividend History



TickerTech.com Nov 3, 2014

## LINE — 11.7% Yield

### Linn Energy LLC

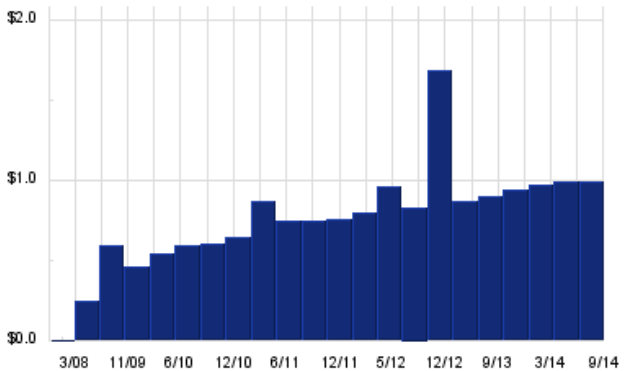


Linn Energy is an independent oil and natural gas company. Co.'s properties are located in seven operating regions in the U.S., including Rockies, which includes properties located in Wyoming (Green River Basin and Powder River Basin), Utah (Uinta Basin), North Dakota (Williston Basin) and Colorado (Piceance Basin); Mid-Continent; Texas Panhandle; Hugoton Basin, which includes properties located primarily in Kansas and the Shallow Texas Panhandle; California, which includes the San Joaquin Valley Basin and the Los Angeles Basin; Permian Basin; Michigan/Illinois; and East Texas. At Dec 31 2013, Co. had estimated total proved reserves of 6.40 trillion cubic feet of gas equivalent.

## SDRL — Key Stats

Name:	Seadrill Ltd
Website:	<a href="http://www.seadrill.com">www.seadrill.com</a>
Sector:	Oil & Gas Exploration & Production
36 Month Beta:	1.54
Total Market Cap:	\$10,786,000,000
% Held by Institutions:	26.29%
% Held by ETFs:	1.05%

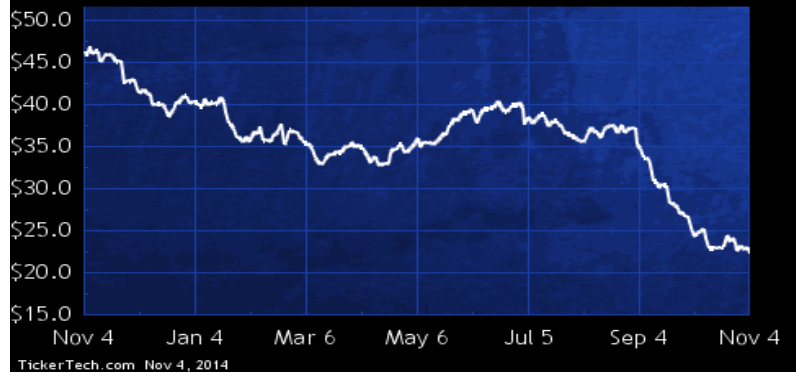
## SDRL Dividend History



TickerTech.com Nov 3, 2014

## SDRL — 18.0% Yield

### Seadrill Ltd

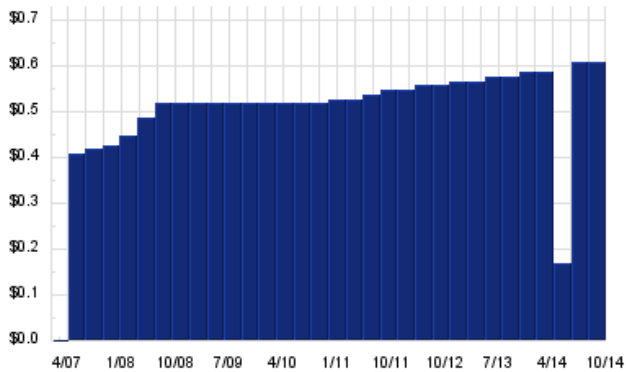


Seadrill is an offshore drilling contractor that provides offshore drilling services to the oil and gas industry. Co.'s primary business is the ownership and operation of drillships, semi-submersible rigs, jack-up rigs and tender rigs for operations in shallow-, mid-, deep, and ultra deep-water areas, and in benign and harsh environments. Through its subsidiaries, Co. also provides platform drilling, facility engineering, modular rig, well intervention and oilfield technologies, and drilling and well services. Co. is engaged in three business segments: Floaters, Jack-up Rigs and Tender Rigs.

## LGCY – Key Stats

Name:	Legacy Reserves LP
Website:	<a href="http://www.legacylp.com">www.legacylp.com</a>
Sector:	<a href="#">Oil &amp; Gas Exploration &amp; Production</a>
36 Month Beta:	1.12
Total Market Cap:	\$1,248,000,000
% Held by Institutions:	24.27%
% Held by ETFs:	0.67%

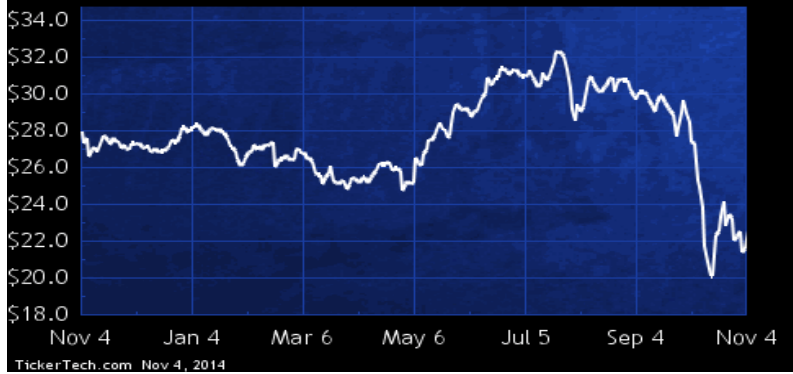
## LGCY Dividend History



TickerTech.com Nov 4, 2014

## LGCY – 10.8% Yield

### Legacy Reserves LP

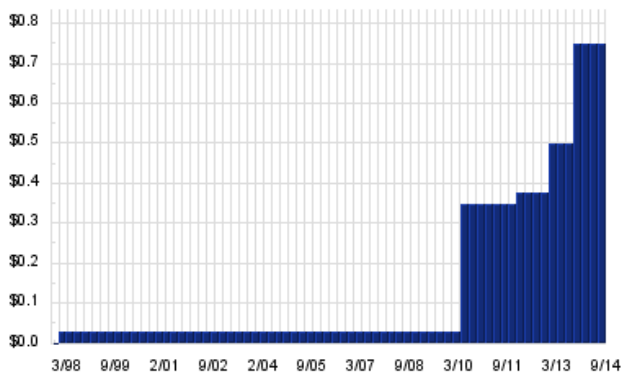


Legacy Reserves focused on the acquisition and development of oil and natural gas properties primarily located in the Permian Basin, Mid-Continent and Rocky Mountain regions of the U.S. Co.'s development projects are primarily focused on drilling and completing new wells, but also include accessing additional productive formations in existing well-bores, formation stimulation, and artificial lift equipment enhancement, as well as secondary (waterflood) and tertiary (miscible carbon dioxide and nitrogen) recovery projects. As of Dec 31 2012, Co. had proved reserves of 57.0 million barrels of oil, 159.02 billion cubic feet of natural gas, and 4.1 million barrels of natural gas liquids.

## ESV – Key Stats

Name:	Enesco plc
Website:	<a href="http://www.enscoplc.com">www.enscoplc.com</a>
Sector:	<a href="#">Oil &amp; Gas Exploration &amp; Production</a>
36 Month Beta:	1.36
Total Market Cap:	\$9,509,000,000
% Held by Institutions:	78.23%
% Held by ETFs:	6.21%

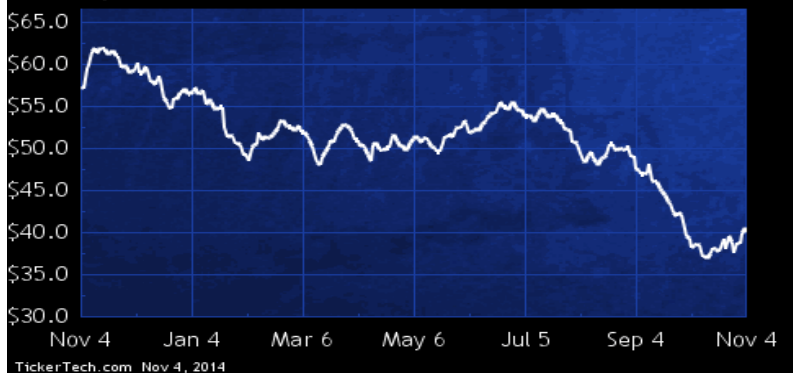
## ESV Dividend History



TickerTech.com Nov 4, 2014

## ESV – 7.5% Yield

### Enesco plc

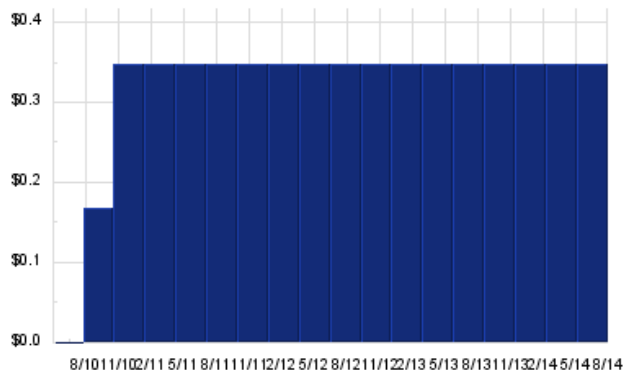


Enesco is a global offshore contract drilling company. As of Dec 31 2013, Co. owned and operated an offshore drilling rig fleet of 74 rigs, including six rigs under construction. Co.'s rig fleet includes 10 drillships, 13 dynamically positioned semisubmersible rigs, six moored semisubmersible rigs and 45 jackup rigs. The markets in which Co. operates include the U.S. Gulf of Mexico, Mexico, Brazil, the Mediterranean, the North Sea, the Middle East, West Africa, Australia and Southeast Asia. Co. has three operating segments: floaters, which includes its drillships and semisubmersible rigs, jackups and other, which consists of management services on rigs owned by third-parties.

## NKA — Key Stats

Name:	Niska Gas Storage Partners LLC
Website:	<a href="http://www.niskapartners.com">www.niskapartners.com</a>
Sector:	Oil & Gas Equipment & Services
36 Month Beta:	0.06
Total Market Cap:	\$210,000,000
% Held by Institutions:	58.61%
% Held by ETFs:	0.02%

## NKA Dividend History



TickerTech.com Nov 4, 2014

## NKA — 23.9% Yield

### Niska Gas Storage Partners LLC

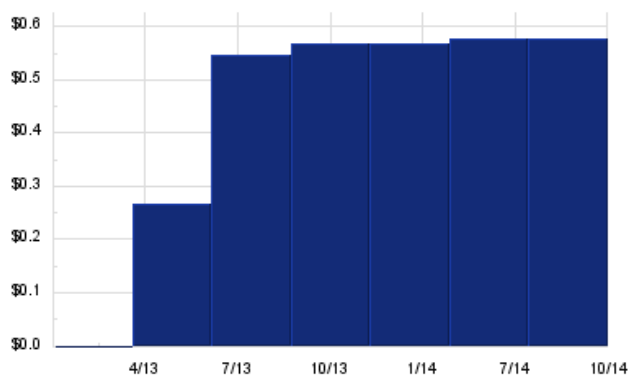


Niska Gas Storage Partners is engaged in the ownership and/or operation of natural gas storage assets in North America. Co. operates the Countess and Suffield gas storage facilities (collectively, the AECO Hub ) in Alberta, Canada, and the Wild Goose and Salt Plains gas storage facilities in California and Oklahoma, respectively. Each of these facilities market natural gas storage services. Co. stores natural gas for a range of customers, including financial institutions, marketers, pipelines, power generators, utilities and producers of natural gas.

## NSLP — Key Stats

Name:	New Source Energy Partners LP
Website:	<a href="http://www.newsourcelp.com">www.newsourcelp.com</a>
Sector:	Oil & Gas Exploration & Production
36 Month Beta:	0.58
Total Market Cap:	\$249,000,000
% Held by Institutions:	16.62%
% Held by ETFs:	0.03%

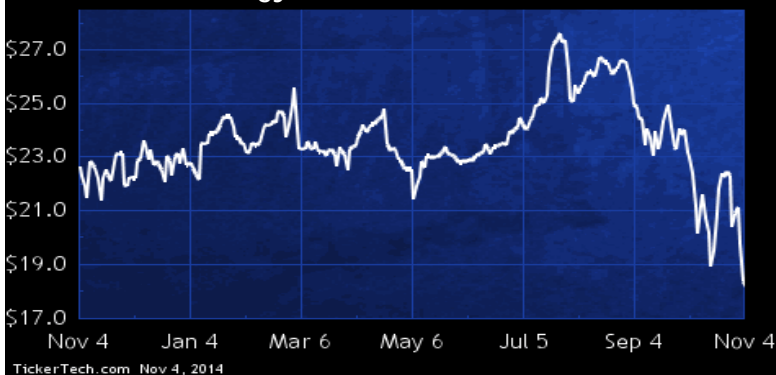
## NSLP Dividend History



TickerTech.com Nov 3, 2014

## NSLP — 12.8% Yield

### New Source Energy Partners LP



New Source Energy Partners owns and acquires oil and natural gas properties. Co. operates an oilfield services business and provides blowout prevention installation and pressure testing services throughout the Mid-Continent region, South Texas and West Texas, along with the provision of certain ancillary equipment to perform such services. Co.'s key products are crude oil, natural gas liquids and natural gas, which are marketed and sold to purchasers that have access to pipeline facilities, refineries or other markets. Co. has two segments: exploration and production; and oilfield services. As of Dec 31 2013, Co. had proved reserves of approximately 20.6 million barrels of oil equivalents.

 **Energy Stock Channel**

 **Dividend Channel**

Nothing in Dividend Channel is intended to be investment advice, nor does it represent the opinion of, counsel from, or recommendations by BNK Invest Inc. or any of its affiliates, subsidiaries or partners. None of the information contained herein constitutes a recommendation that any particular security, portfolio, transaction, or investment strategy is suitable for any specific person. All viewers agree that under no circumstances will BNK Invest, Inc., its subsidiaries, partners, officers, employees, affiliates, or agents be held liable for any loss or damage caused by your reliance on information obtained. By visiting, using or viewing this site, you agree to the following [Full Disclaimer & Terms of Service](#). Video widget and dividend videos powered by Market News Video. Quote data delayed at least 20 minutes; [data powered by Ticker Technologies](#), and Mergent. [Contact Dividend Channel](#); [Meet Our Editorial Staff](#).