

10 Yield Gushing Energy Stocks

<http://www.energystockchannel.com/>

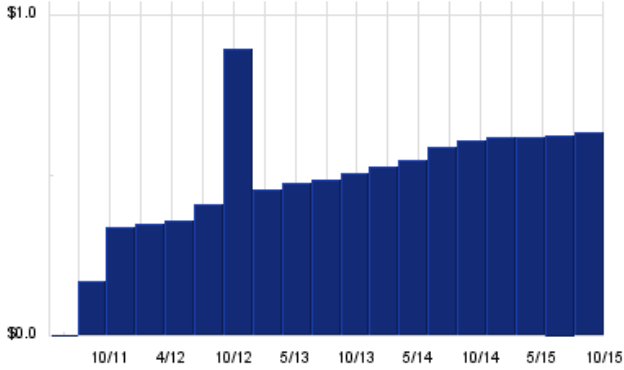
Energy Stock Channel paired our coverage universe of energy stocks, with Dividend Channel's proprietary DividendRank formula, to bring you this list of 10 top ranked energy dividend stocks. The DividendRank formula considers a variety of data – dividend history & yield, book value, quarterly earnings – and compares it to the stock's trading data to come up with certain calculations about profitability and about the stock's valuation (whether we think it looks "cheap" or "expensive"). The result is this list of the top most "interesting" ideas that merit further research.



NGL — Key Stats

Name:	NGL Energy Partners LP
Stock buyback:	NGL buyback
Website:	www.nglenergypartners.com
Sector:	Oil & Gas Refining & Marketing
36 Month Beta:	0.70
Total Market Cap:	\$1,987,000,000
% Held by Institutions:	74.72%
% Held by ETFs:	0.60%

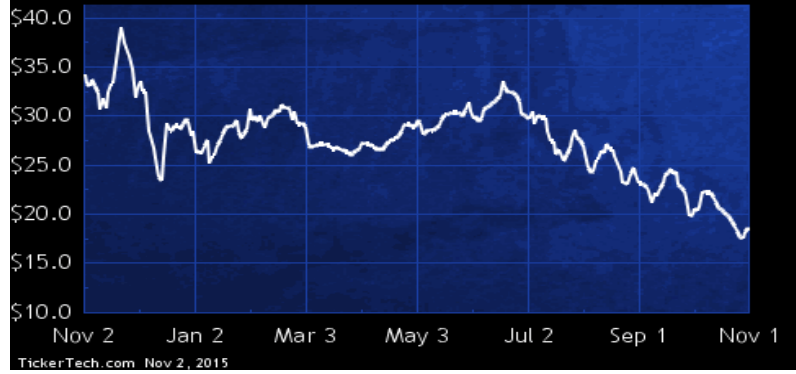
NGL Dividend History



TickerTech.com Nov 2, 2015

NGL — 13.8% Yield

NGL Energy Partners LP

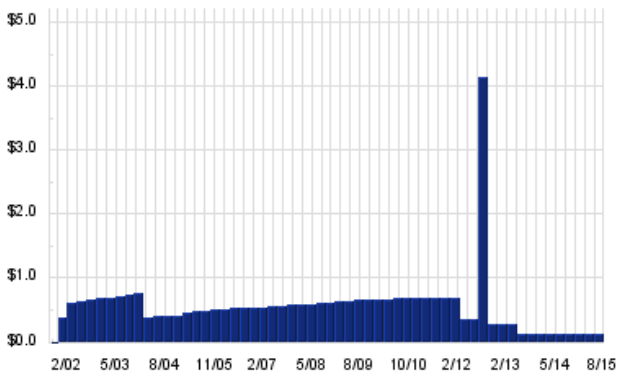


NGL Energy Partners is a limited partnership company. At Mar 31 2015, Co.'s operations include: Crude oil logistics segment, which include owned and leased crude oil storage terminals, injections stations, trailers, railcars, and barges and towboats; water solutions segment, which include water treatment and disposal facilities; liquids segment, which supplies natural gas liquids to retailers, wholesalers, refiners, and petrochemical plants; retail propane segment, which sells propane, distillates, and equipment and supplies to end users; and refines products and renewables segment, which conducts gasoline, diesel, ethanol, and biodiesel marketing operations.

CEQP — Key Stats

Name:	Crestwood Equity Partners LP
Sector:	Oil & Gas Equipment & Services
36 Month Beta:	2.14
Total Market Cap:	\$539,000,000
% Held by Institutions:	75.12%
% Held by ETFs:	0.02%

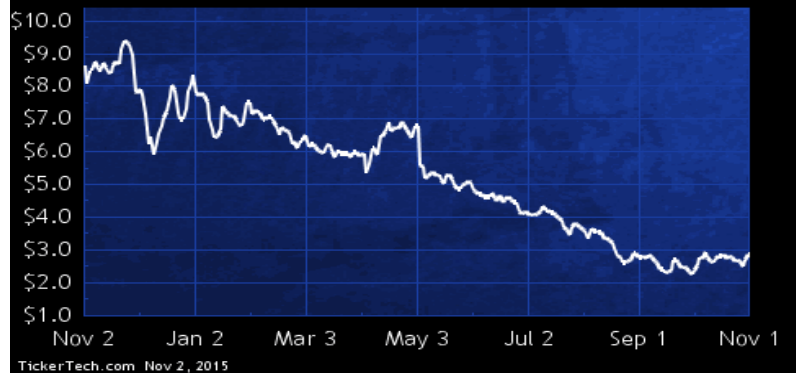
CEQP Dividend History



TickerTech.com Nov 2, 2015

CEQP — 19.0% Yield

Crestwood Equity Partners LP

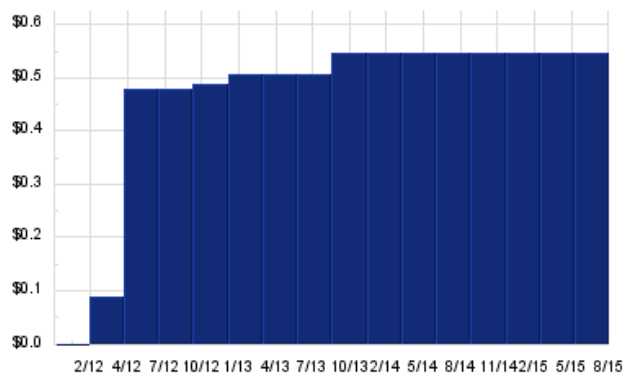


Crestwood Equity Partners is a master limited partnership that manages, owns and operates crude oil, natural gas and natural gas liquids (NGL) midstream assets and operations. Co. manages and conducts a substantial portion of its operations through Crestwood Midstream Partners LP (Crestwood Midstream), that owns and operates gathering, processing, storage, and transportation assets in the shale plays across the U.S. Co. owned the general partnership interest, incentive distribution rights and approximately 4% of the limited partner interests of Crestwood Midstream as of Dec 31 2014. Co. has three segments: gathering and processing; storage and transportation; and NGL and crude services.

MEMP — Key Stats

Name:	Memorial Production Partners LP
Stock buyback:	MEMP buyback
Website:	www.memorialpp.com
Sector:	Oil & Gas Exploration & Production
36 Month Beta:	1.39
Total Market Cap:	\$469,000,000
% Held by Institutions:	51.42%
% Held by ETFs:	0.03%

MEMP Dividend History



TickerTech.com Nov 2, 2015

MEMP — 21.5% Yield

Memorial Production Partners LP

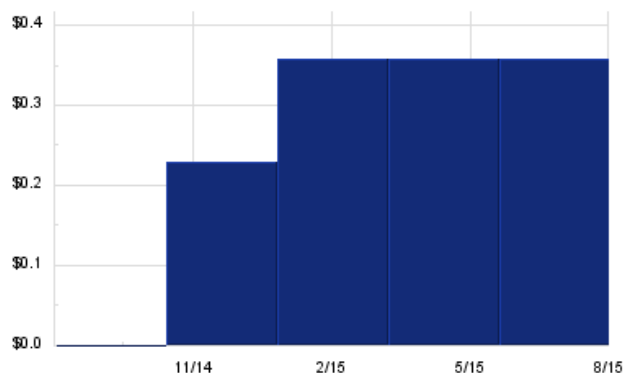


Memorial Production Partners is engaged in the acquisition, exploitation, development and production of oil and natural gas properties. Co.'s business activities are conducted through Memorial Production Operating LLC (OLLC), its subsidiary, and OLLC's subsidiaries. Co.'s assets consist primarily of producing oil and natural gas properties and are located in Texas, Louisiana, Colorado, Wyoming, New Mexico and offshore Southern California. As of Dec 31 2014, Co. had total estimated proved reserves of 1.45 trillion cubic feet of natural gas equivalent.

RIGP — Key Stats

Name:	Transocean Partners LLC
Website:	www.transoceanpartners.com
Sector:	Oil & Gas Exploration & Production
36 Month Beta:	1.55
Total Market Cap:	\$454,000,000
% Held by Institutions:	21.89%
% Held by ETFs:	0.50%

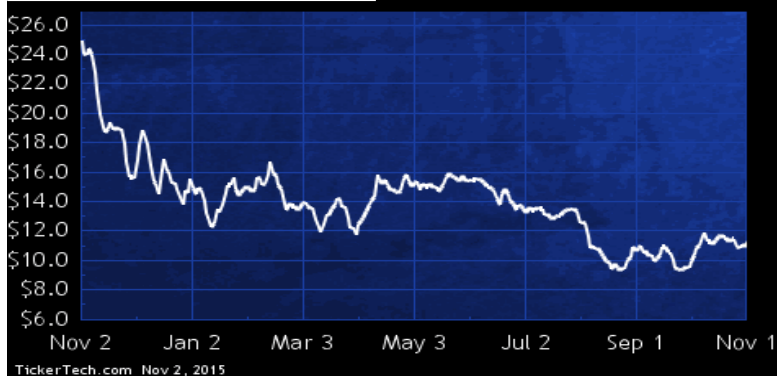
RIGP Dividend History



TickerTech.com Nov 2, 2015

RIGP — 12.8% Yield

Transocean Partners LLC

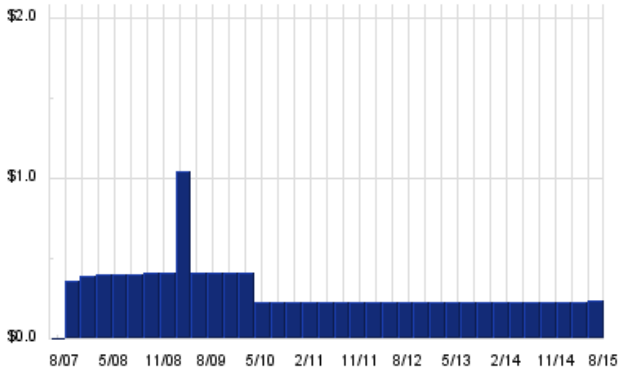


Transocean Partners is a holding company. Through its subsidiaries, Co. owns, operates and acquires technologically advanced offshore drilling rigs. As of Dec 31 2014, Co.'s assets consist of 51 percent ownership interests in each of the entities that own or operate the three ultra-deepwater drilling rigs that are operating in the U.S. Gulf of Mexico. Co. provides contract drilling services, which involves contracting its mobile offshore drilling fleet, related equipment and work crews on a dayrate basis to international energy companies to drill oil and gas wells. As of Dec 31 2014, Co.'s fleet consists of one ultra-deepwater semisubmersible rig and two ultra-deepwater drillships.

CPLP – Key Stats

Name:	Capital Product Partners L.P.
Website:	www.capitalpplp.com
Sector:	<u>Oil & Gas Equipment & Services</u>
36 Month Beta:	1.54
Total Market Cap:	\$788,000,000
% Held by Institutions:	49.47%
% Held by ETFs:	2.61%

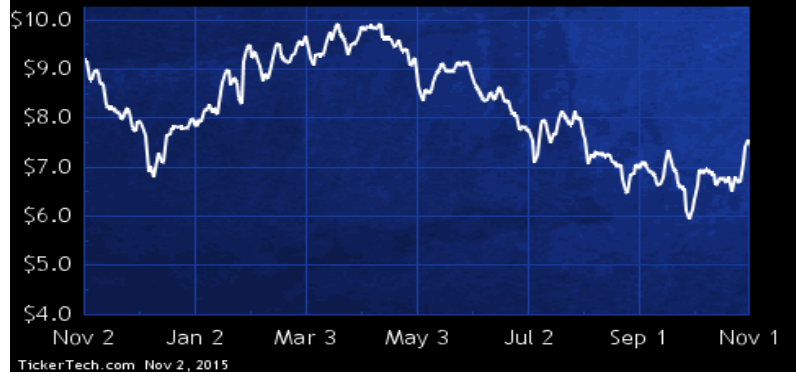
CPLP Dividend History



TickerTech.com Nov 2, 2015

CPLP – 12.9% Yield

Capital Product Partners L.P.

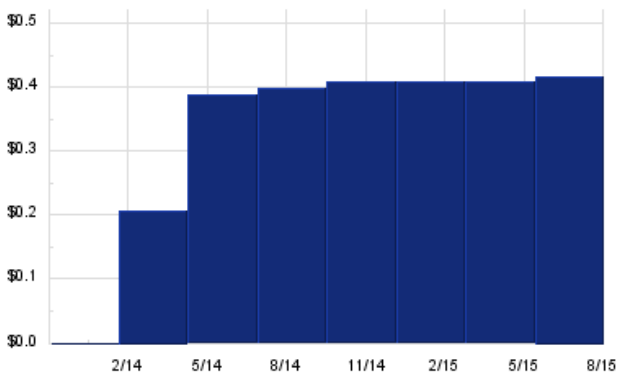


Capital Product Partners is an international tanker company and Co.'s vessels trade on a worldwide basis and are capable of carrying crude oil, refined oil products, such as gasoline, diesel, fuel oil and jet fuel, edible oils and certain chemicals such as ethanol as well as dry cargo and containerized goods. Co.'s fleet consists of 30 modern high specification vessels with an average age of approximately 6.8 years as of Dec 31 2014, consists of four Suezmax crude oil tankers, 18 modern MR tankers all of which are classed as IMO II/III vessels, seven postpanamax container carrier vessels and one Capesize bulk carrier.

ARCX – Key Stats

Name:	ARC Logistics Partners LP
Website:	www.arcxlp.com
Sector:	<u>Oil & Gas Equipment & Services</u>

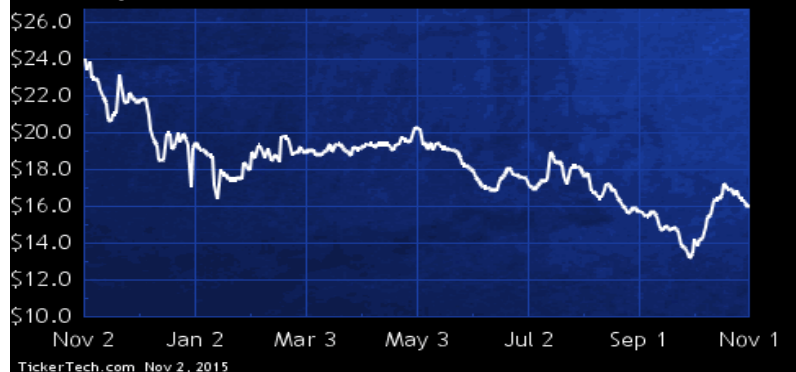
ARCX Dividend History



TickerTech.com Nov 2, 2015

ARCX – 11.0% Yield

ARC Logistics Partners LP

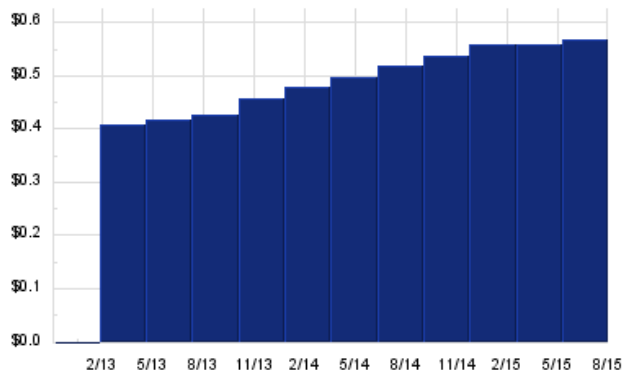


ARC Logistics Partners is engaged in the terminalling, storage, throughput and transloading of crude oil and petroleum products. As of Dec 31 2014, Co.'s energy logistics assets were located in the East Coast, Gulf Coast, West Coast and Midwest regions of the U.S. and supply a group of third-party customers. As of the same date, Co.'s assets consisted of: 15 terminals in ten states located in the East Coast, Gulf Coast and Midwest regions of the U.S.; three rail transloading facilities; and a 10.3% interest in a liquefied natural gas regasification and storage facility in Pascagoula, MS.

SMLP – Key Stats

Name:	Summit Midstream Partners LP
Website:	www.summitmidstream.com
Sector:	Oil & Gas Equipment & Services
36 Month Beta:	1.65
Total Market Cap:	\$804,000,000
% Held by Institutions:	48.64%
% Held by ETFs:	0.02%

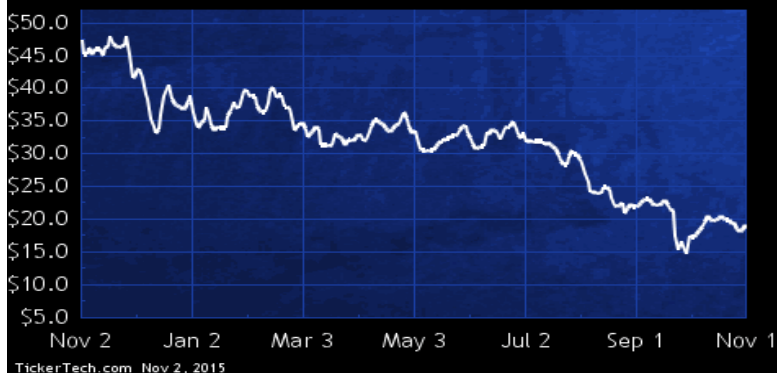
SMLP Dividend History



TickerTech.com Nov 2, 2015

SMLP – 12.3% Yield

Summit Midstream Partners LP

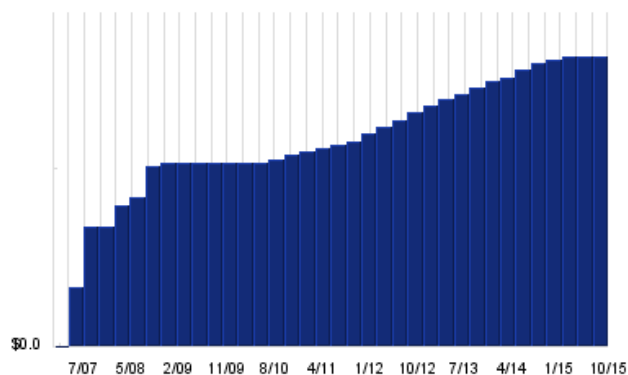


Summit Midstream Partners is engaged in developing, owning and operating midstream energy infrastructure assets that are located in the core producing areas of unconventional resource basins, primarily shale formations, in North America. As of Dec 31 2014, Co. operated in the Appalachian Basin, comprising the Marcellus Shale formation in northern West Virginia; the Williston Basin, consisting of the Bakken and Three Forks shale formations in northwestern North Dakota; the Fort Worth Basin, comprising the Barnett Shale formation in north-central Texas; and the Piceance Basin, comprising the Mesaverde formation and the Mancos and Niobrara shale formations in western Colorado and eastern Utah.

NGLS – Key Stats

Name:	Targa Resources Partners LP
Website:	www.targaresources.com
Sector:	Oil & Gas Equipment & Services
36 Month Beta:	1.09
Total Market Cap:	\$5,479,000,000
% Held by Institutions:	70.57%
% Held by ETFs:	0.86%

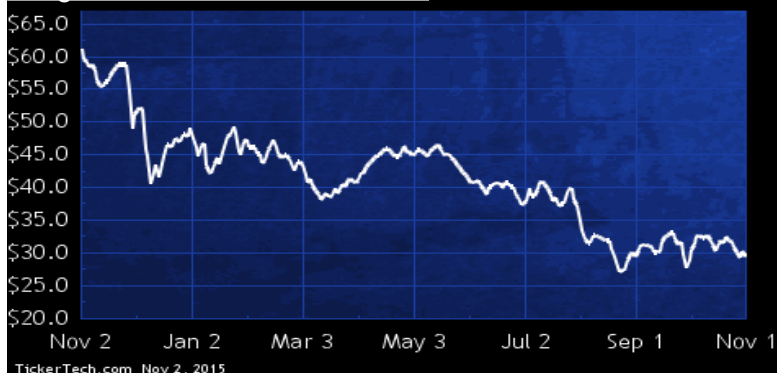
NGLS Dividend History



TickerTech.com Nov 2, 2015

NGLS – 11.0% Yield

Targa Resources Partners LP

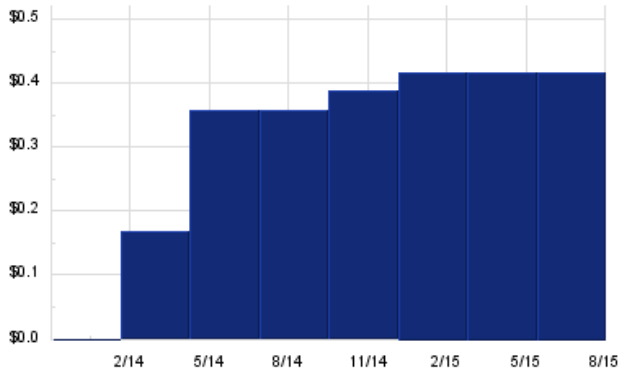


Targa Resources Partners is engaged in the business of gathering, compressing, treating, processing and selling natural gas; storing, fractionating, treating, transporting and selling natural gas liquids (NGLs) and NGL products, including services to liquefied petroleum gas exporters; gathering, storing and terminaling crude oil; and storing, terminaling and selling refined petroleum products. Co. operates in two primary divisions: Gathering and Processing, consisting of two reportable segments, Field Gathering and Processing and Coastal Gathering and Processing; and Logistics and Marketing, consisting of two reportable segments, Logistics Assets and Marketing and Distribution.

DLNG – Key Stats

Name: [Dynagas LNG Partners LP](#)
 Website: www.dynagaspartners.com
 Sector: [Oil & Gas Equipment & Services](#)

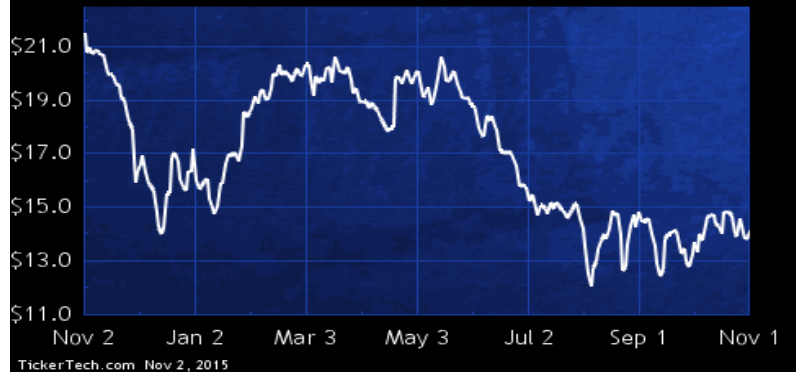
DLNG Dividend History



TickerTech.com Nov 2, 2015

DLNG – 11.9% Yield

Dynagas LNG Partners LP

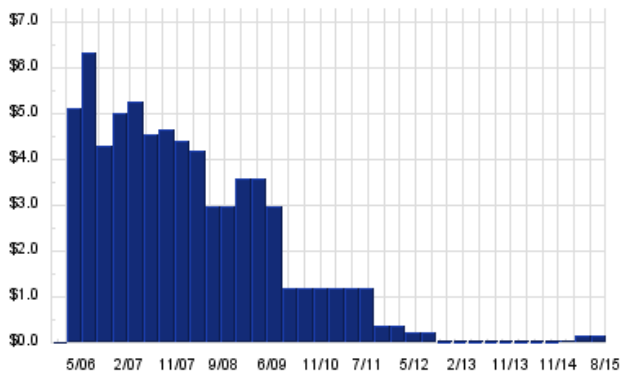


Dynagas LNG Partners is a limited partnership focused on owning and operating LNG carriers. Co.'s vessels are employed on multi-year time charters, of two years or more, with international energy companies. Co.'s fleet consists of three LNG carriers each with a capacity of 149,700 cubic meters, operating under multi-year charters with BG Group, Gazprom and Statoil. The Optional Vessels consists of seven fully winterized newbuilding LNG carriers, two of which have been contracted to operate under multi-year charters with Gazprom and Cheniere. The capacity of these vessels range from 155,000 to 162,000 cubic meters.

DHT – Key Stats

Name: [DHT Holdings, Inc.](#)
 Website: www.dhtankers.com
 Sector: [Oil & Gas Equipment & Services](#)
 36 Month Beta: 0.81
 Total Market Cap: \$719,000,000
 % Held by Institutions: 91.1%
 % Held by ETFs: 2.84%

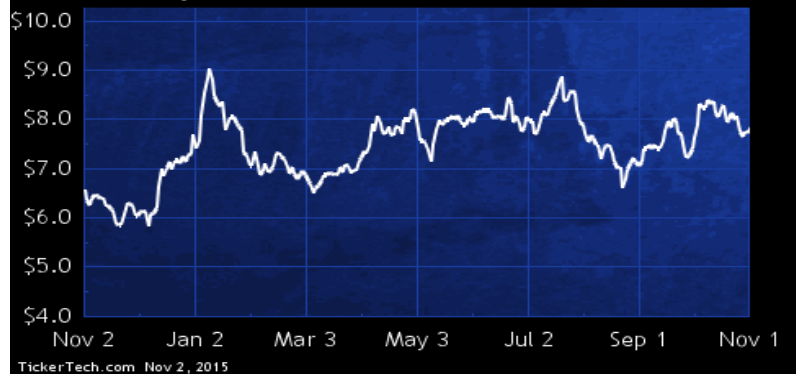
DHT Dividend History



TickerTech.com Nov 2, 2015

DHT – 7.6% Yield

DHT Holdings, Inc.



Co. is a holding company. Through its subsidiaries, Co. operates a fleet of crude oil tankers. As of Mar. 10, 2015, Co.'s fleet consisted of 18 crude oil tankers, including 14 very large crude carriers, 2 Suezmax tankers, and 2 Aframax tankers. The fleet in operation consists of 14 very large crude carriers, which are tankers ranging in size from 200,000 to 320,000 deadweight tons, two Suezmax tankers, which are tankers ranging in size from 130,000 to 170,000 dwt and two Aframax tankers, which are tankers ranging in size from 80,000 to 120,000 dwt. Co.'s fleet principally operates on international routes and its fleet in operation had a combined carrying capacity of 4,910,160 dwt.

 **Energy Stock Channel**

 **Dividend Channel**

Nothing in Dividend Channel is intended to be investment advice, nor does it represent the opinion of, counsel from, or recommendations by BNK Invest Inc. or any of its affiliates, subsidiaries or partners. None of the information contained herein constitutes a recommendation that any particular security, portfolio, transaction, or investment strategy is suitable for any specific person. All viewers agree that under no circumstances will BNK Invest, Inc., its subsidiaries, partners, officers, employees, affiliates, or agents be held liable for any loss or damage caused by your reliance on information obtained. By visiting, using or viewing this site, you agree to the following [Full Disclaimer & Terms of Service](#). Video widget and dividend videos powered by Market News Video. Quote data delayed at least 20 minutes; [data powered by Ticker Technologies](#), and Mergent. [Contact Dividend Channel](#); [Meet Our Editorial Staff](#).