

10 Yield Gushing Energy Stocks

<http://www.energystockchannel.com/>

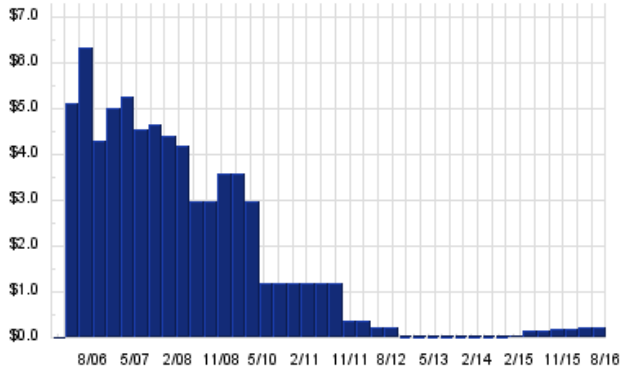
Energy Stock Channel paired our coverage universe of energy stocks, with Dividend Channel's proprietary DividendRank formula, to bring you this list of 10 top ranked energy dividend stocks. The DividendRank formula considers a variety of data – dividend history & yield, book value, quarterly earnings – and compares it to the stock's trading data to come up with certain calculations about profitability and about the stock's valuation (whether we think it looks "cheap" or "expensive"). The result is this list of the top most "interesting" ideas that merit further research.



DHT – Key Stats

Name:	DHT Holdings, Inc.
Website:	www.dhtankers.com
Sector:	Oil & Gas Equipment & Services
36 Month Beta:	0.56
Total Market Cap:	\$373,000,000
% Held by Institutions:	76.82%
% Held by ETFs:	3.64%

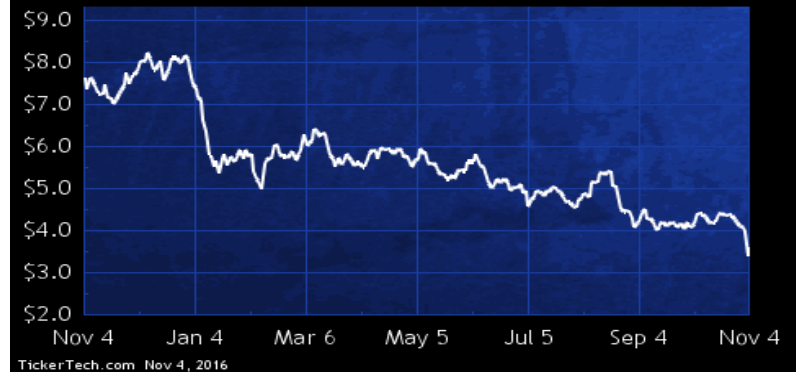
DHT Dividend History



TickerTech.com Nov 4, 2016

DHT – 2.2% Yield

DHT Holdings, Inc.



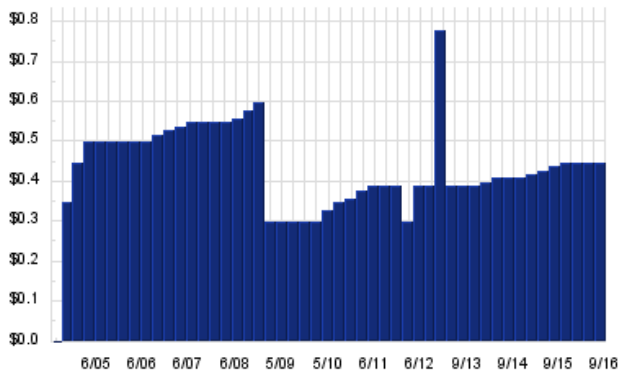
TickerTech.com Nov 4, 2016

DHT Holdings is engaged in operating a fleet of crude oil tankers. As of Mar. 16, 2016, Co.'s fleet consisted of 20 crude oil tankers of which all are wholly-owned by Co. The fleet in operation consists of 17 very large crude carriers, which are tankers ranging in size from 200,000 to 320,000 deadweight tons, one Suezmax tanker, which ranges in size from 130,000 to 170,000 dwt and two Aframax tankers, which are tankers ranging in size from 80,000 to 120,000 dwt. Co.'s fleet principally operates on international routes and its fleet in operation had a combined carrying capacity of 5,656,937 dwt.

SFL – Key Stats

Name:	Ship Finance International Ltd
Website:	www.shipfinance.org
Sector:	Oil & Gas Equipment & Services
36 Month Beta:	1.40
Total Market Cap:	\$1,173,000,000
% Held by Institutions:	38.14%
% Held by ETFs:	2.51%

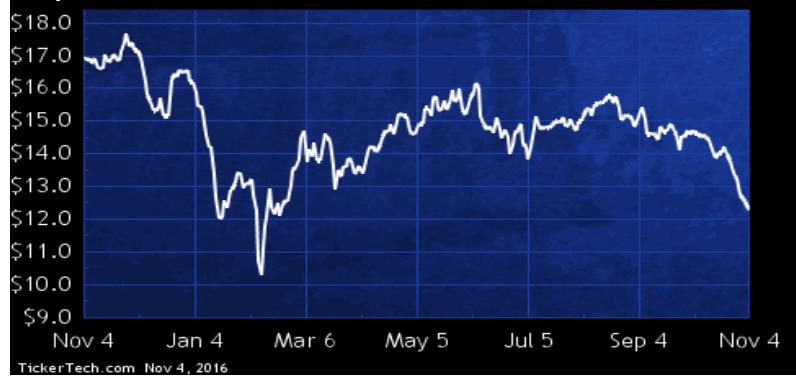
SFL Dividend History



TickerTech.com Nov 4, 2016

SFL – 14.6% Yield

Ship Finance International Ltd



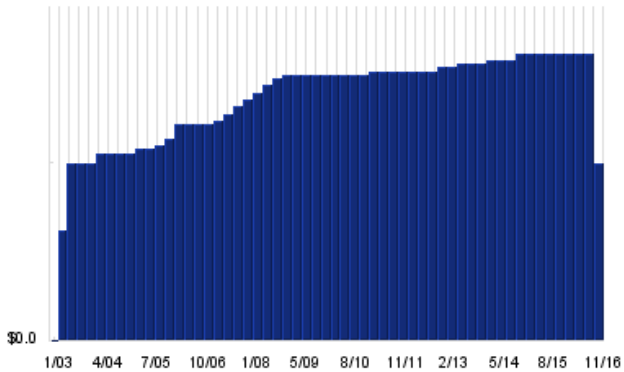
TickerTech.com Nov 4, 2016

Ship Finance International is an international ship and offshore asset owning and chartering company. Co. operates through subsidiaries, partnerships and branches located in Bermuda, Cyprus, Malta, Liberia, Norway, Singapore, the United Kingdom and the Marshall Islands. As of Dec. 31, 2015, Co. owned 12 very large crude oil carriers ("VLCCs"), four Suezmax crude oil carriers, eight Capesize dry bulk carriers, five Supramax dry bulk carriers, seven Handysize dry bulk carriers, two Kamsarmax dry bulk carriers, 18 container vessels, two car carriers, two jack-up drilling rigs, two ultra-deepwater drilling units, six offshore supply vessels and two chemical tankers.

MMLP — Key Stats

Name:	Martin Midstream Partners LP
Website:	www.martinmidstream.com
Sector:	Oil & Gas Equipment & Services
36 Month Beta:	1.79
Total Market Cap:	\$684,000,000
% Held by Institutions:	37.2%
% Held by ETFs:	2.42%

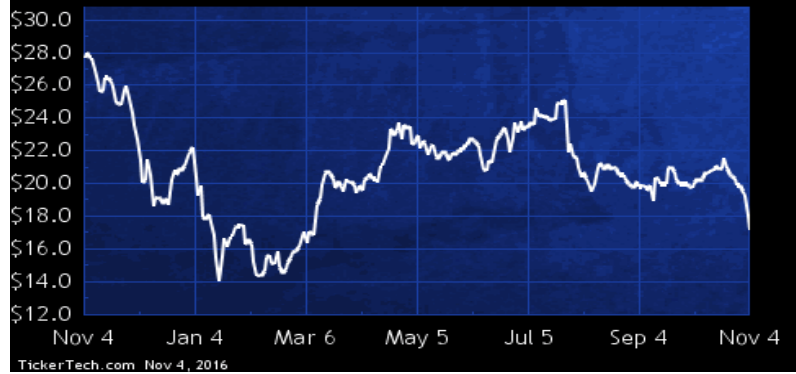
MMLP Dividend History



TickerTech.com Nov 4, 2016

MMLP — 11.7% Yield

Martin Midstream Partners LP

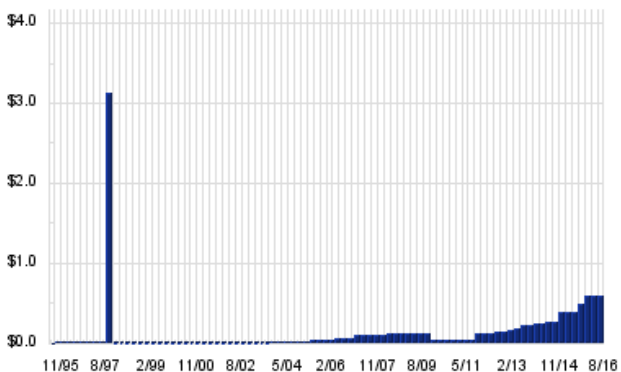


Martin Midstream Partners has a set of operations focused mainly in the U.S. Gulf Coast region. Co.'s four main business lines include: terminalling and storage services for petroleum products and by-products including the refining of naphthenic crude oil and blending and packaging of finished lubricants; natural gas liquids transportation and distribution services and natural gas storage; sulfur and sulfur-based products gathering, processing, marketing, manufacturing and distribution; and marine transportation services for petroleum products and by-products. The petroleum products and by-products Co. collects, transports, stores and markets are produced mainly by oil and gas companies.

VLO — Key Stats

Name:	Valero Energy Corp.
Stock buyback:	VLO buyback
Website:	www.valero.com
Sector:	Oil & Gas Refining & Marketing
36 Month Beta:	0.79
Total Market Cap:	\$27,445,000,000
% Held by Institutions:	75.04%
% Held by ETFs:	5.21%

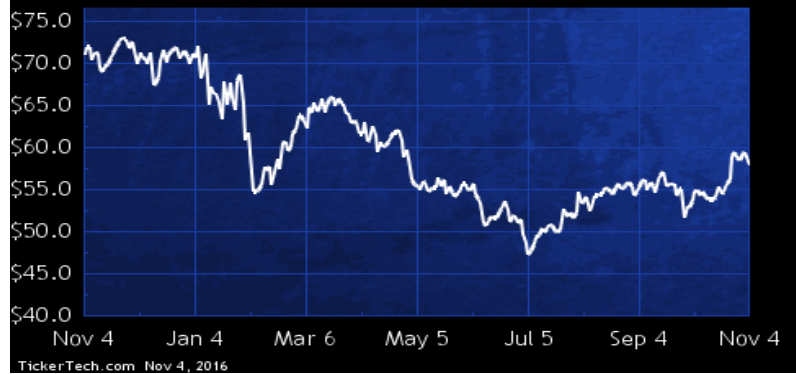
VLO Dividend History



TickerTech.com Nov 4, 2016

VLO — 4.2% Yield

Valero Energy Corp.

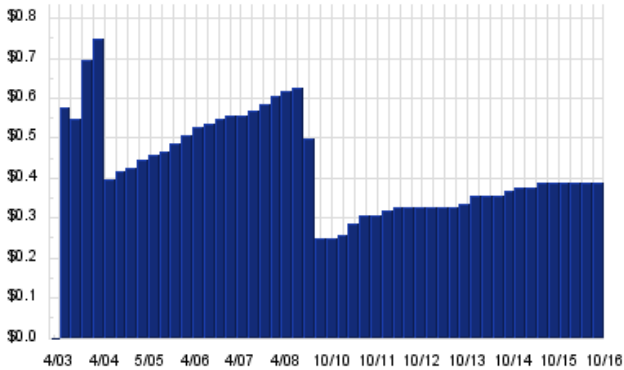


Valero Energy is a petroleum refining and marketing company. Co. markets branded and unbranded refined products on a wholesale basis in the U.S., Canada, the Caribbean, the U.K., and Ireland through a bulk and rack marketing network and through outlets that carry the Valero®, Diamond Shamrock®, Shamrock®, Ultramar®, Beacon®, and Texaco® brand names. Co. has two reportable segments: refining and ethanol. Co.'s refining segment includes refining and marketing operations in the U.S., Canada, the U.K., Aruba, and Ireland. Co.'s ethanol segment includes ethanol and marketing operations in the U.S.

ENLK – Key Stats

Name:	EnLink Midstream Partners LP
Website:	www.crosstenergy.com
Sector:	Oil & Gas Refining & Marketing
36 Month Beta:	1.98
Total Market Cap:	\$5,601,000,000
% Held by Institutions:	NA%
% Held by ETFs:	0.20%

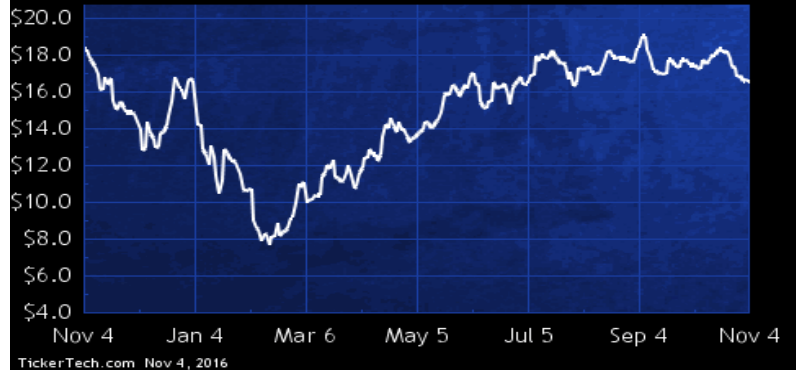
ENLK Dividend History



TickerTech.com Nov 4, 2016

ENLK – 9.5% Yield

EnLink Midstream Partners LP

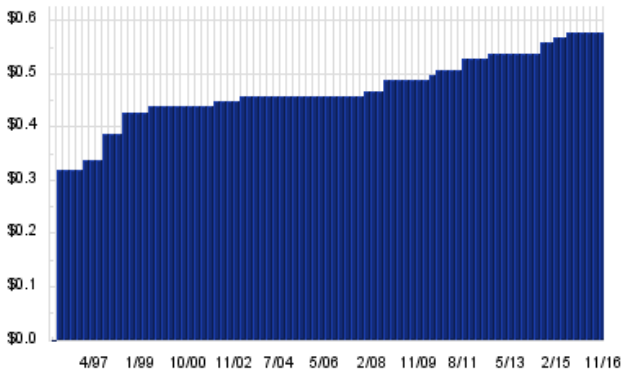


EnLink Midstream Partners provides midstream energy services, including gathering, transmission, processing, fractionation, brine services and marketing, to producers of natural gas, natural gas liquids (NGL), crude oil and condensate. Co. has five segments: Texas, which includes its activities in north Texas and west Texas; Oklahoma, which includes its activities in Cana-Woodford and Arkoma-Woodford Shale areas; Louisiana, which includes its natural gas pipelines and processing plants, and NGL assets; Crude and Condensate, which includes its activities in the Utica and Marcellus Shales, among others; and Corporate, which includes its investments in Howard Energy Partners, among others.

EOP – Key Stats

Name:	Enbridge Energy Partners, L.P.
Website:	www.enbridgepartners.com
Sector:	Oil & Gas Equipment & Services
36 Month Beta:	1.45
Total Market Cap:	\$6,456,000,000
% Held by Institutions:	43.24%
% Held by ETFs:	0.43%

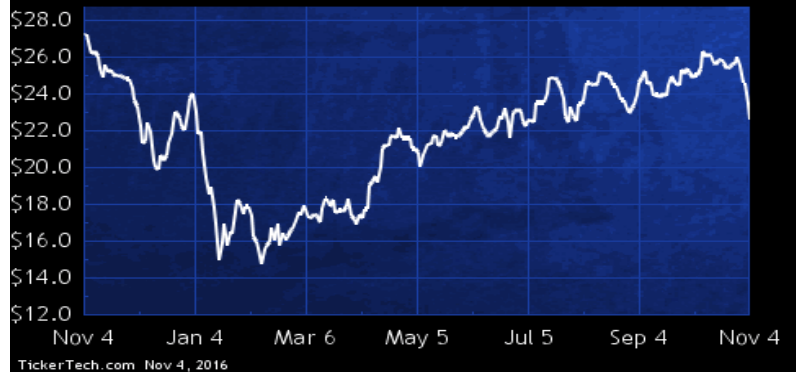
EOP Dividend History



TickerTech.com Nov 4, 2016

EOP – 10.3% Yield

Enbridge Energy Partners, L.P.

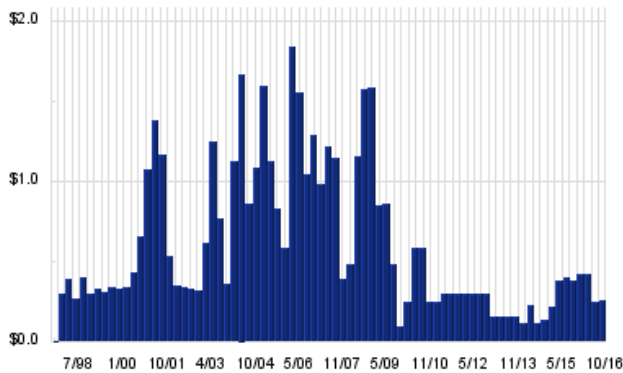


Enbridge Energy Partners owns and operates crude oil and liquid petroleum transportation and storage assets, and natural gas gathering, treating, processing, transportation and marketing assets in the U.S. Co.'s Liquids segment includes the Lakehead, North Dakota and the Mid-Continent crude oil systems. Co.'s Lakehead system consists of a series of interstate common carrier crude oil and liquid petroleum pipelines, and storage assets. Co.'s Natural Gas segment consists of natural gas and natural gas liquids (NGL), rail and liquid marketing services, gathering and transportation pipeline systems, natural gas processing and treating facilities and NGL fractionation facilities.

NAT – Key Stats

Name:	Nordic American Tankers Ltd
Stock buyback:	NAT buyback
Website:	www.nat.bm
Sector:	Oil & Gas Equipment & Services
36 Month Beta:	0.49
Total Market Cap:	\$727,000,000
% Held by Institutions:	48.67%
% Held by ETFs:	3.66%

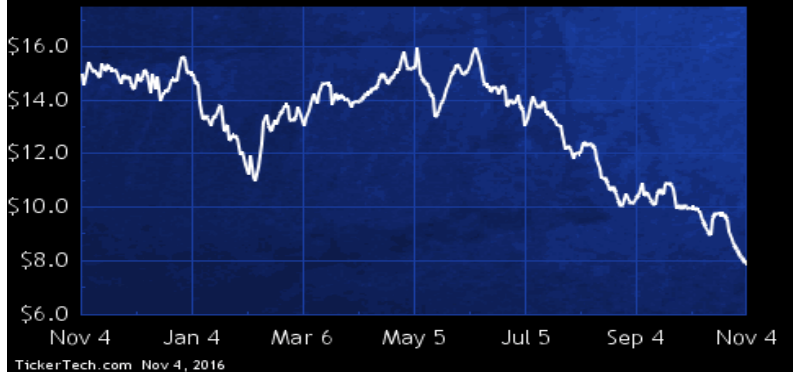
NAT Dividend History



TickerTech.com Nov 4, 2016

NAT – 13.1% Yield

Nordic American Tankers Ltd

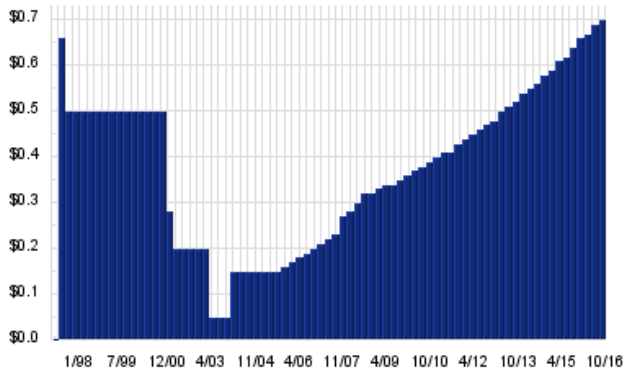


Nordic American Tankers Shipping is an international tanker company that owns 26 Suezmax tankers, including two newbuildings. The 24 vessels Co. operates average approx. 156,000 dwt each. Co. operates its vessels either in the spot market or on short term time charters.

GEL – Key Stats

Name:	Genesis Energy L.P.
Website:	www.genesisenergy.com
Sector:	Oil & Gas Equipment & Services
36 Month Beta:	1.39
Total Market Cap:	\$3,958,000,000
% Held by Institutions:	79.75%
% Held by ETFs:	0.60%

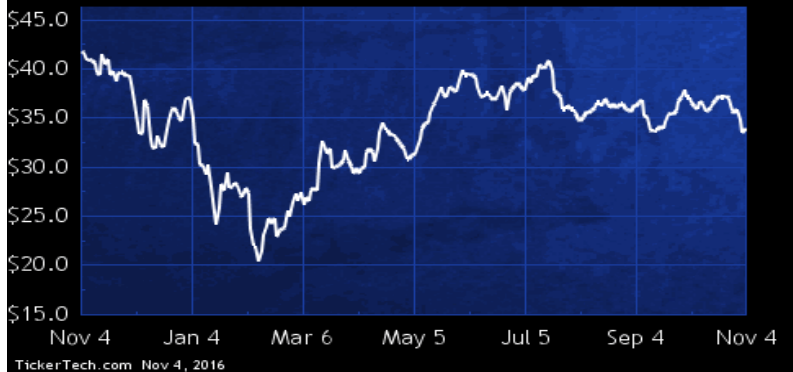
GEL Dividend History



TickerTech.com Nov 4, 2016

GEL – 8.3% Yield

Genesis Energy L.P.

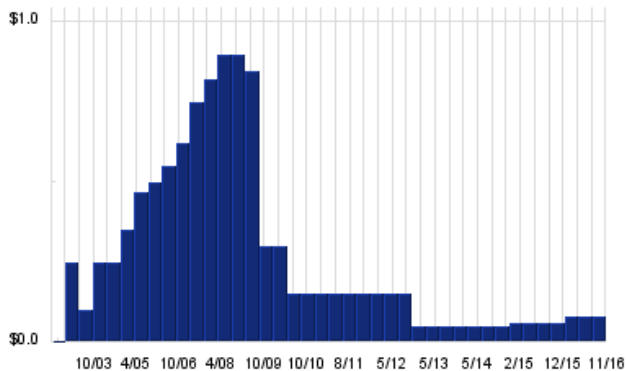


Genesis Energy is focused on the midstream segment of the oil and natural gas industry in the Gulf Coast region of the U.S., primarily Texas, Louisiana, Arkansas, Mississippi, Alabama, Florida, Wyoming and in the Gulf of Mexico. Co. manages its businesses through five divisions: onshore pipeline transportation of crude oil and carbon dioxide; offshore pipeline transportation of crude oil; refinery services involving processing of high sulfur gas streams; marine transportation to provide waterborne transportation of petroleum products and crude oil; and supply and logistics services, which include terminaling, blending, storing, marketing, and transporting crude oil and petroleum products.

TNP — Key Stats

Name:	Tsakos Energy Navigation Ltd.
Stock buyback:	TNP buyback
Website:	www.tenn.gr
Sector:	Oil & Gas Equipment & Services
36 Month Beta:	1.52
Total Market Cap:	\$389,000,000
% Held by Institutions:	66.27%
% Held by ETFs:	1.32%

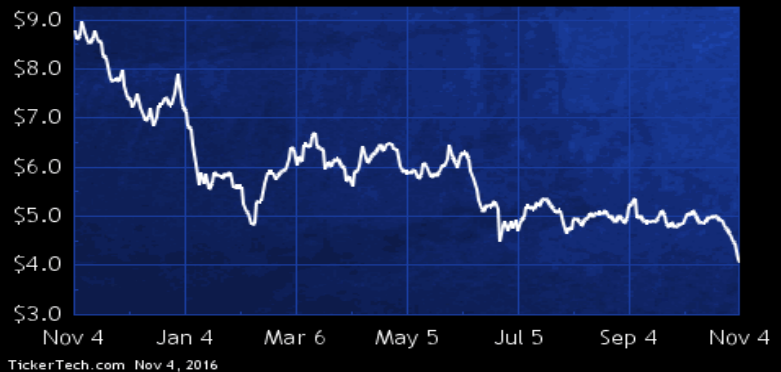
TNP Dividend History



TickerTech.com Nov 4, 2016

TNP — 7.9% Yield

Tsakos Energy Navigation Ltd.

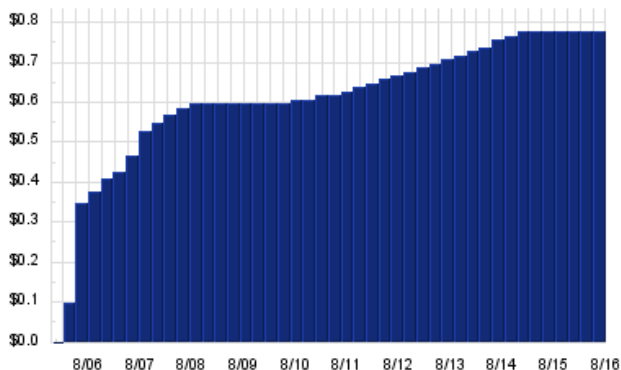


Tsakos Energy Navigation Limited is a provider of international seaborne crude oil and petroleum product transportation services. As of Apr. 5, 2016, Co. operated a fleet of 47 modern crude oil and petroleum product tankers that provide world-wide marine transportation services for national, major and other independent oil companies and refiners under long, medium and short-term charters. Co.'s fleet also includes one 2007-built LNG carrier and two 2013-built shuttle suezmax tankers with advanced dynamic positioning technology (DP2), bringing Co.'s total operating fleet to 50 vessels.

DPM — Key Stats

Name:	DCP Midstream Partners LP
Website:	www.dcppartners.com
Sector:	Oil & Gas Equipment & Services
36 Month Beta:	2.51
Total Market Cap:	\$3,822,000,000
% Held by Institutions:	90.33%
% Held by ETFs:	0.26%

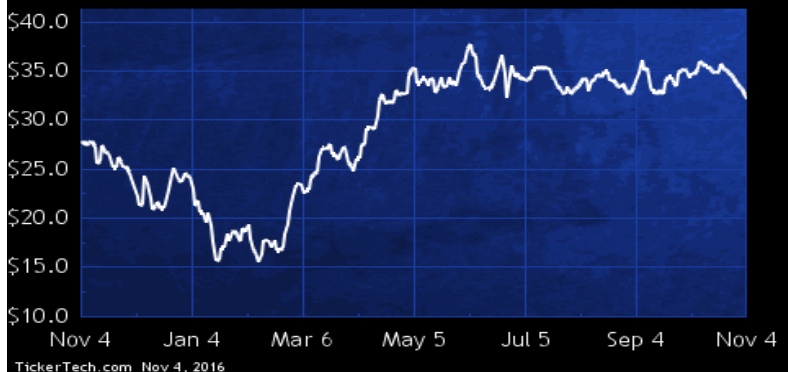
DPM Dividend History



TickerTech.com Nov 4, 2016

DPM — 9.7% Yield

DCP Midstream Partners LP



DCP Midstream Partners is a limited partnership that owns, operates, acquires and develops a portfolio of midstream energy assets. Co. is engaged in the business of gathering, compressing, treating, processing, transporting, storing and selling natural gas; producing, fractionating, transporting, storing and selling natural gas liquids (NGLs) and recovering and selling condensate; and transporting, storing and selling propane in wholesale markets. Co.'s operations are organized into three segments: Natural Gas Services, NGL Logistics and Wholesale Propane Logistics.

 **Energy Stock Channel**

 **Dividend Channel**

Nothing in Dividend Channel is intended to be investment advice, nor does it represent the opinion of, counsel from, or recommendations by BNK Invest Inc. or any of its affiliates, subsidiaries or partners. None of the information contained herein constitutes a recommendation that any particular security, portfolio, transaction, or investment strategy is suitable for any specific person. All viewers agree that under no circumstances will BNK Invest, Inc., its subsidiaries, partners, officers, employees, affiliates, or agents be held liable for any loss or damage caused by your reliance on information obtained.

By visiting, using or viewing this site, you agree to the following [Full Disclaimer & Terms of Service](#). Video widget and dividend videos powered by Market News Video. Quote data delayed at least 20 minutes; [data powered by Ticker Technologies](#), and Mergent. [Contact Dividend Channel](#); [Meet Our Editorial Staff](#).