

## 10 Yield Gushing Energy Stocks

<http://www.energystockchannel.com/>

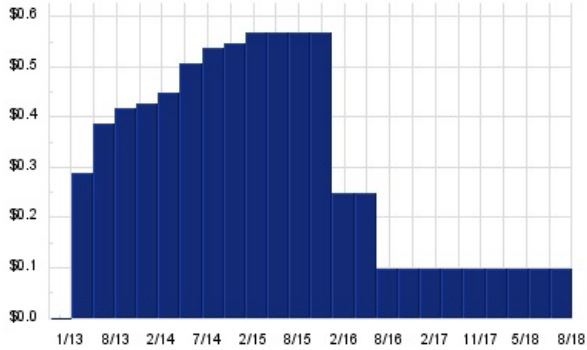
Energy Stock Channel paired our coverage universe of energy stocks, with Dividend Channel's proprietary DividendRank formula, to bring you this list of 10 top ranked energy dividend stocks. The DividendRank formula considers a variety of data – dividend history & yield, book value, quarterly earnings – and compares it to the stock's trading data to come up with certain calculations about profitability and about the stock's valuation (whether we think it looks "cheap" or "expensive"). The result is this list of the top most "interesting" ideas that merit further research.



## SDLP — KEY STATS

|                         |  |
|-------------------------|--|
| Name:                   | Sedrill Partners LLC   |
| Website:                | <a href="http://www.seadrillpartners.com">www.seadrillpartners.com</a> |
| Sector:                 | <a href="#">Oil &amp; Gas Exploration &amp; Production</a>             |
| 36 Month Beta:          | 1.89   |
| Total Market Cap:       | \$252,000,000  |
| % Held by Institutions: | 74.43%   |
| % Held by ETFs:         | 0.02%  |

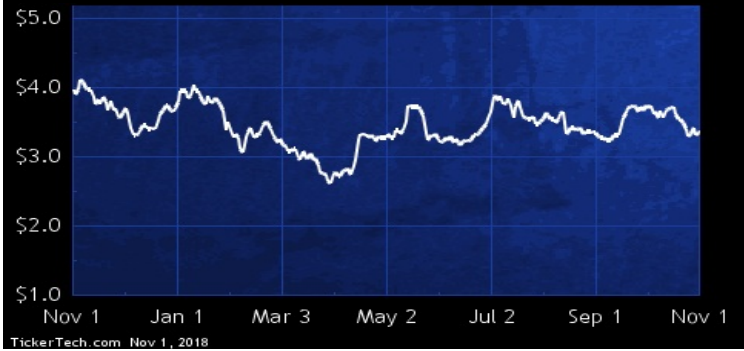
## SDLP DIVIDEND HISTORY



TickerTech.com Nov 1, 2018

## SDLP — 11.9% YIELD

### Sedrill Partners LLC

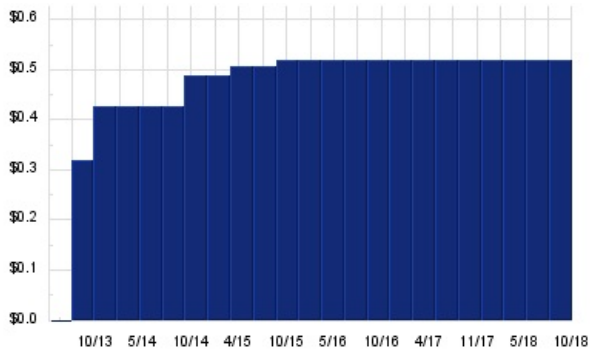


Sedrill Partners is engaged in owning, operating and acquiring offshore drilling units. Co.'s drilling units are under long-term contracts with major oil companies such as Chevron, Total, BP, ExxonMobil and Tullow. Offshore drillings units are categorized in four rigs: jack-up rigs which are mobile, self-elevating drilling platforms equipped with legs that are lowered to the ocean floor; tender rigs conduct production drilling from fixed or floating platforms; semi-submersible rigs operate in a "semi-submerged" floating position; and drillship which are self-propelled ships equipped for drilling in deepwater.

## KNOP — KEY STATS

|                         |  |
|-------------------------|--|
| Name:                   | KNOT Offshore Partners LP  |
| Stock buyback:          | <a href="#">KNOP buyback</a>   |
| Website:                | <a href="http://www.knotoffshorepartners.com">www.knotoffshorepartners.com</a> |
| Sector:                 | <a href="#">Oil &amp; Gas Equipment &amp; Services</a>                         |
| 36 Month Beta:          | 0.36   |
| Total Market Cap:       | \$175,000,000  |
| % Held by Institutions: | 40.71%   |
| % Held by ETFs:         | 5.92%  |

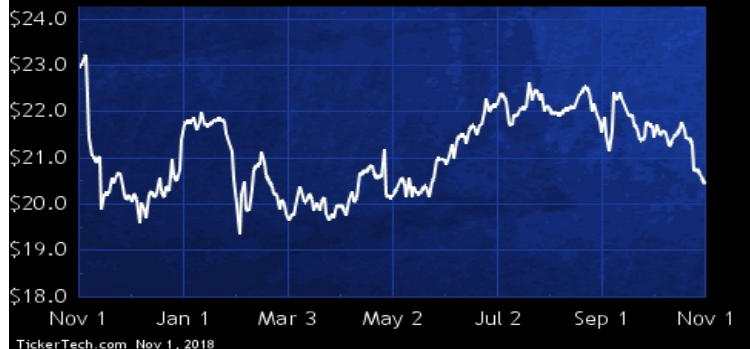
## KNOP DIVIDEND HISTORY



TickerTech.com Nov 1, 2018

## KNOP — 10.2% YIELD

### KNOT Offshore Partners LP

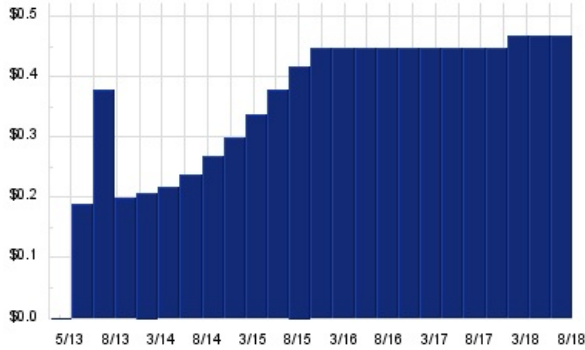


KNOT Offshore Partners is a limited partnership formed to own, operate and acquire shuttle tankers under long-term charters, which Co. defines as charters of five years or more. Co.'s initial fleet of shuttle tankers was contributed to Co. by Knutsen NYK Offshore Tankers AS, or KNOT, which is jointly owned by TS Shipping Invest AS (TSSI), and Nippon Yusen Kaisha (NYK). As of Dec. 31, 2016, Co.'s fleet consists of eleven shuttle tankers. The market for Co.'s services is the offshore oil transportation industry, and Co.'s customers consist primarily of major oil and gas companies, independent oil and gas producers and government-owned oil companies.

## SEMG – KEY STATS

|                         |  |
|-------------------------|--|
| Name:                   | SemGroup Corp  |
| Website:                | <a href="http://www.semgroupcorp.com">www.semgroupcorp.com</a> |
| Sector:                 | <a href="#">Oil &amp; Gas Equipment &amp; Services</a>         |
| 36 Month Beta:          | 1.71   |
| Total Market Cap:       | \$1,462,000,000  |
| % Held by Institutions: | 100.13%  |
| % Held by ETFs:         | 5.26%  |

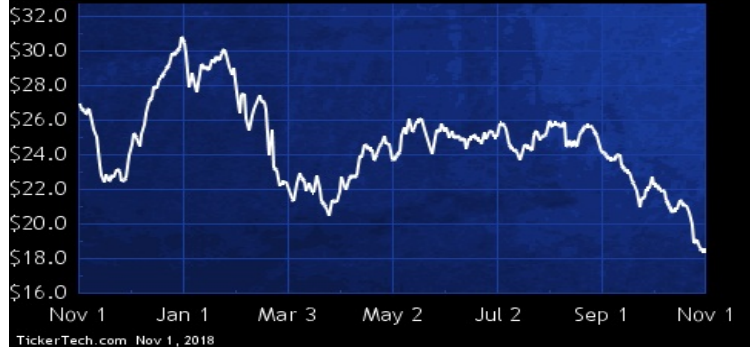
## SEMG DIVIDEND HISTORY



TickerTech.com Nov 1, 2018

## SEMG – 10.2% YIELD

### SemGroup Corp

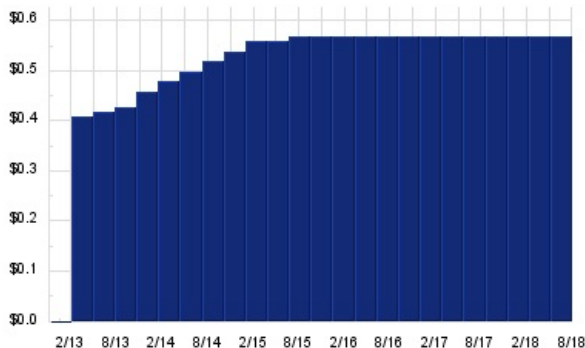


SemGroup provides gathering, transportation, storage, distribution, marketing and other midstream services. Co. segments are: Crude Transportation, which operates crude oil pipelines and a truck transportation business; Crude Facilities, which operates a crude oil storage and terminal business; Crude Supply and Logistics, which operates a crude oil marketing business; Houston Fuel Oil Terminal Company LLC, which stores, blends and transports refinery products and refinery feedstocks via pipeline, barge, rail, truck and ship; SemGas, which provides natural gas gathering, processing and marketing services; and SemCAMS, which owns and operates natural gas processing and gathering facilities.

## SMLP – KEY STATS

|                         |  |
|-------------------------|--|
| Name:                   | Summit Midstream Partners LP   |
| Website:                | <a href="http://www.summitmidstream.com">www.summitmidstream.com</a> |
| Sector:                 | <a href="#">Oil &amp; Gas Equipment &amp; Services</a>               |
| 36 Month Beta:          | 1.17   |
| Total Market Cap:       | \$1,169,000,000  |
| % Held by Institutions: | 0%   |
| % Held by ETFs:         | 0.71%  |

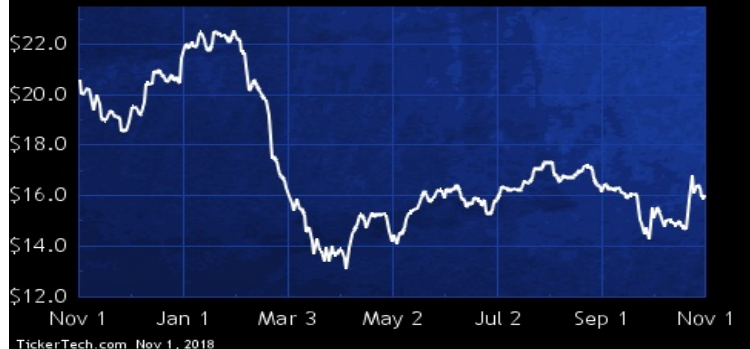
## SMLP DIVIDEND HISTORY



TickerTech.com Nov 1, 2018

## SMLP – 14.3% YIELD

### Summit Midstream Partners LP

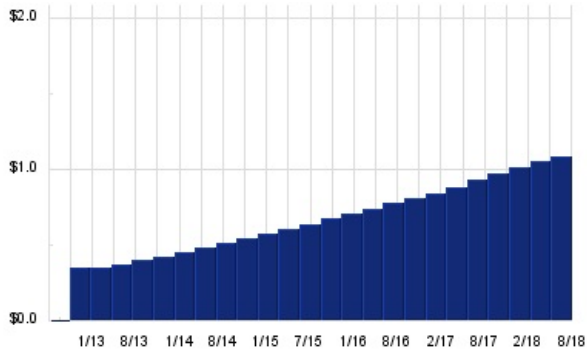


Summit Midstream Partners is engaged in developing, owning and operating midstream energy infrastructure assets. Co. provides natural gas gathering, treating and processing services as well as crude oil and produced water gathering services pursuant. Co.'s segments are: the Utica Shale, which includes its ownership interest in Ohio Gathering and is served by Summit Utica; the Williston Basin, which is served by Bison Midstream, Polar and Divide and Tioga Midstream; the Piceance/DJ Basins, which is served by Grand River and Niobrara G&P; the Barnett Shale, which is served by DFW Midstream; and the Marcellus Shale, which is served by Mountaineer Midstream.

## EQM — KEY STATS

|                         |  |
|-------------------------|--|
| Name:                   | EQM Midstream Partners LP  |
| Website:                | <a href="http://www.eqtmidstreampartners.com">www.eqtmidstreampartners.com</a> |
| Sector:                 | <a href="#">Oil &amp; Gas Equipment &amp; Services</a>                         |
| 36 Month Beta:          | 1.06   |
| Total Market Cap:       | \$5,494,000,000  |
| % Held by Institutions: | 0%   |
| % Held by ETFs:         | 0.84%  |

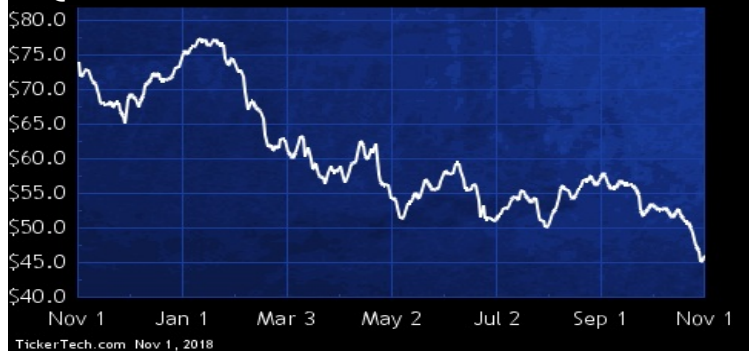
## EQM DIVIDEND HISTORY



TickerTech.com Nov 1, 2018

## EQM — 9.7% YIELD

### EQM Midstream Partners LP

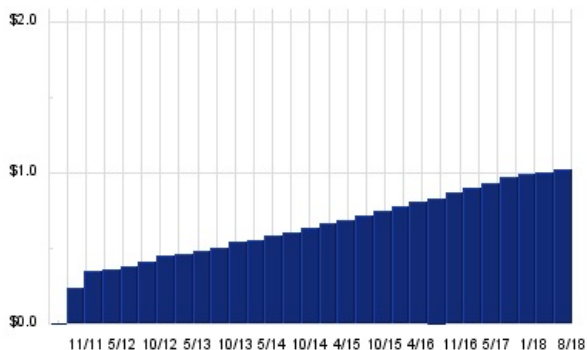


EQM Midstream Partners owns, operates, acquires and develops midstream assets in the Appalachian Basin. Co. provides midstream services to EQT Corporation (EQT) and multiple third parties in Pennsylvania, West Virginia and Ohio through its two primary assets: the gathering system, which delivers natural gas from wells and other receipt points to transmission pipelines, and the transmission and storage system, which delivers gas to local demand users and interstate pipelines for access to demand markets. Co.'s operations are primarily focused in southwestern Pennsylvania and northern West Virginia, known as the Marcellus, Upper Devonian and Utica Shales.

## ANDX — KEY STATS

|                         |  |
|-------------------------|--|
| Name:                   | Aneavor Logistics LP   |
| Website:                | <a href="http://www.tesorologistics.com">www.tesorologistics.com</a> |
| Sector:                 | <a href="#">Oil &amp; Gas Equipment &amp; Services</a>               |
| 36 Month Beta:          | 1.74   |
| Total Market Cap:       | \$8,618,000,000  |
| % Held by Institutions: | NA%  |
| % Held by ETFs:         | 0.10%  |

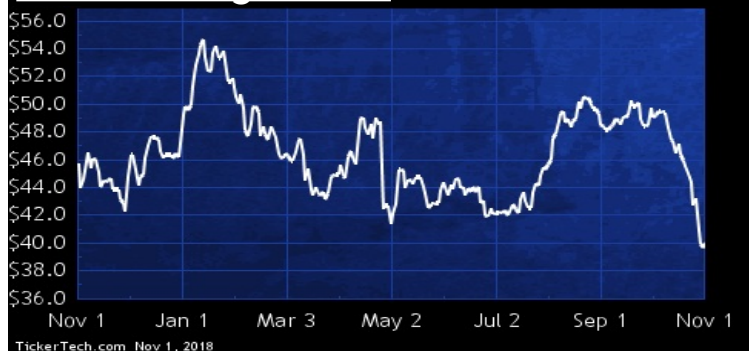
## ANDX DIVIDEND HISTORY



TickerTech.com Nov 1, 2018

## ANDX — 10.3% YIELD

### Aneavor Logistics LP

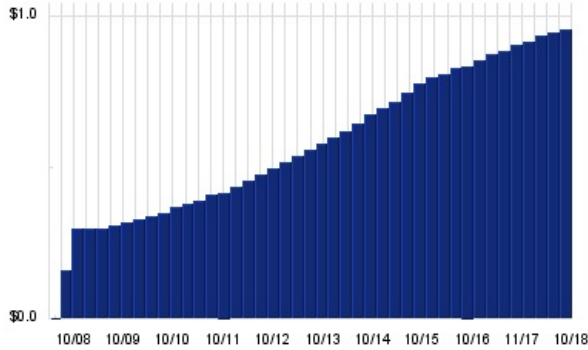


Aneavor Logistics owns and operates networks of crude oil, refined products and natural gas pipelines, terminals with crude oil and refined products storage capacity, rail loading and offloading facilities, marine terminals including storage, bulk petroleum distribution facilities, a trucking fleet and natural gas processing. Co.'s has three segments: Terminalling and Transportation, which provides storage services, transporting refined products, and delivering crude oil; Gathering and Processing, which gathering and transporting crude oil, natural gas and produced water; and Wholesale, which includes the operations of several bulk petroleum distribution plants.

## WES — KEY STATS

|                         |  |
|-------------------------|--|
| Name:                   | Western Gas Partners LP                                    |
| Website:                | <a href="http://www.westerngas.com">www.westerngas.com</a> |
| Sector:                 | Oil & Gas Equipment & Services                             |
| 36 Month Beta:          | 1.20   |
| Total Market Cap:       | \$6,220,000,000  |
| % Held by Institutions: | 66.13%   |
| % Held by ETFs:         | 0.54%  |

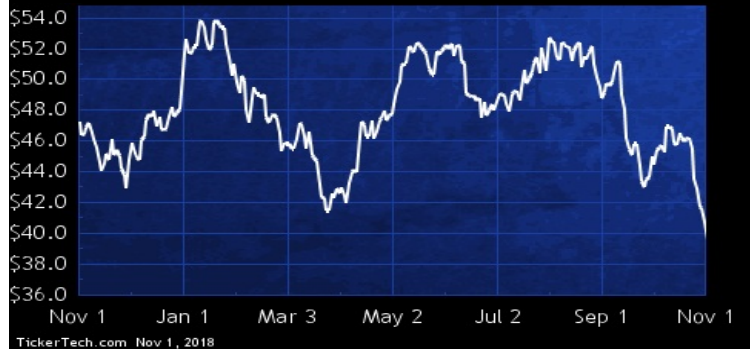
## WES DIVIDEND HISTORY



TickerTech.com Nov 1, 2018

## WES — 9.8% YIELD

### Western Gas Partners LP

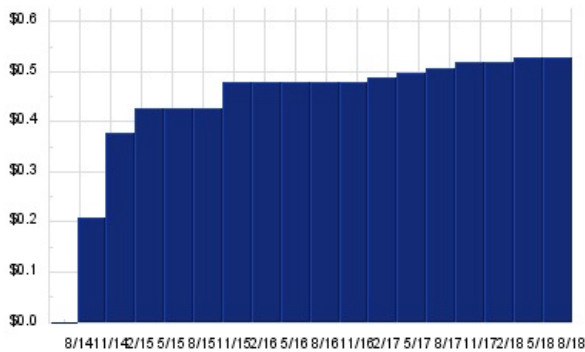


Western Gas Partners is engaged in the business of gathering, compressing, treating, processing and transporting natural gas; gathering, stabilizing and transporting condensate, natural gas liquid (NGL) and crude oil; and gathering and disposing of produced water. In addition, Co. also buys and sells natural gas, NGLs or condensate under certain of its contracts. Co. provides these midstream services for Anadarko Petroleum Corporation, as well as for third-party producers and customers. Co.'s assets and investments which it owns and operates, consist of gathering systems, treating facilities, natural gas processing plants/trains, NGL pipelines and natural gas pipelines.

## GLOP — KEY STATS

|          |  |
|----------|--|
| Name:    | GasLog Partners LP                                       |
| Website: | <a href="http://www.gaslogmlp.com">www.gaslogmlp.com</a> |
| Sector:  | Oil & Gas Equipment & Services                           |

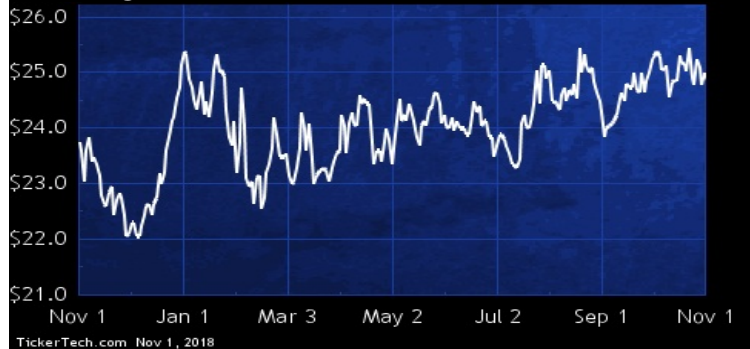
## GLOP DIVIDEND HISTORY



TickerTech.com Nov 1, 2018

## GLOP — 8.5% YIELD

### GasLog Partners LP

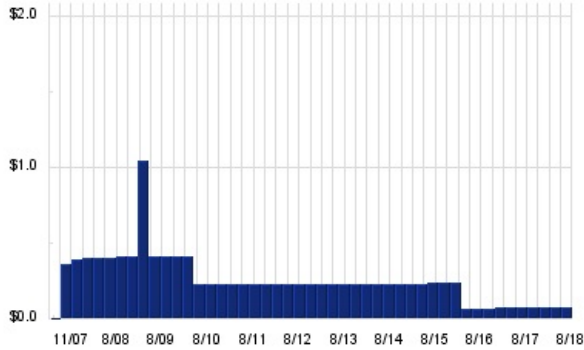


GasLog Partners is a holding company. Co. is a limited partnership formed to own, operate and acquire liquefied natural gas (LNG) carriers engaged in LNG transportation under long-term charters. As of Feb 8 2018, Co. has a fleet of 12 LNG carriers, including seven vessels with TFDE propulsion technology and five Steam vessels. Co. provides services of its ships under time charters. A time charter is a contract for the use of the ship for a specified term at a daily hire rate. Under a time charter, the ship owner provides crewing and other services related to the ship's operation, the cost of which is covered by the hire rate, and the customer is responsible for all of the ship voyage costs.

## CPLP — KEY STATS

|                         |  |
|-------------------------|--|
| Name:                   | Capital Product Partners L.P.                                |
| Website:                | <a href="http://www.capitalpplp.com">www.capitalpplp.com</a> |
| Sector:                 | <a href="#">Oil &amp; Gas Equipment &amp; Services</a>       |
| 36 Month Beta:          | 0.92   |
| Total Market Cap:       | \$337,000,000  |
| % Held by Institutions: | 38.39%   |
| % Held by ETFs:         | 1.93%  |

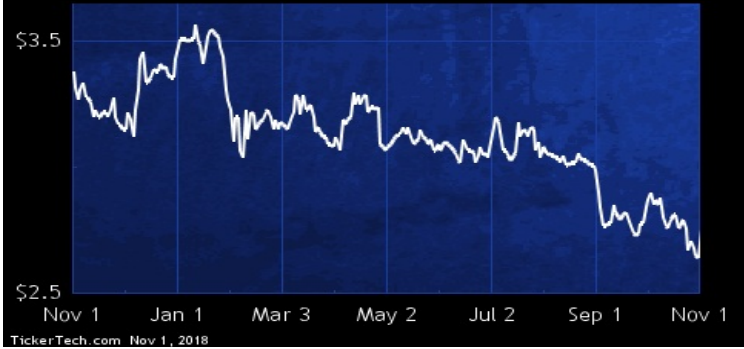
## CPLP DIVIDEND HISTORY



TickerTech.com Nov 1, 2018

## CPLP — 11.6% YIELD

### Capital Product Partners L.P.

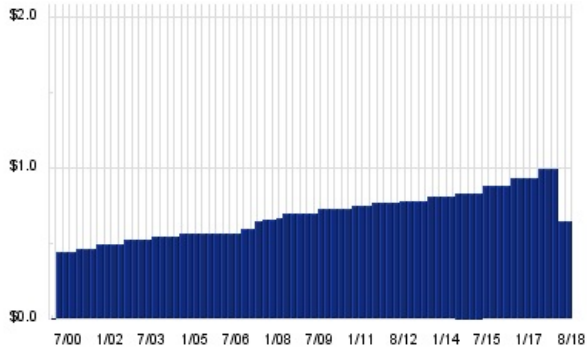


Capital Product Partners is an international owner of tanker, container and drybulk vessels. As of Dec 31 2017, Co.'s fleet of 36 modern high specification vessels (2.6 million dwt), consists of four Suezmax crude oil tankers, twenty-one MR tankers, all of which are classed as IMO II/III vessels, ten neo-panamax container carrier vessels and one Capesize bulk carrier. Co.'s vessels are capable of carrying a range of cargoes, including crude oil, refined oil products such as gasoline, diesel, fuel oil and jet fuel, edible oils and certain chemicals, such as ethanol, as well as dry cargo and containerized goods.

## TCP — KEY STATS

|                         |  |
|-------------------------|--|
| Name:                   | TC PipeLines, LP   |
| Website:                | <a href="http://www.tcpipelineslp.com">www.tcpipelineslp.com</a> |
| Sector:                 | <a href="#">Oil &amp; Gas Equipment &amp; Services</a>           |
| 36 Month Beta:          | 1.15   |
| Total Market Cap:       | \$2,183,000,000  |
| % Held by Institutions: | 61.79%   |
| % Held by ETFs:         | 2.82%  |

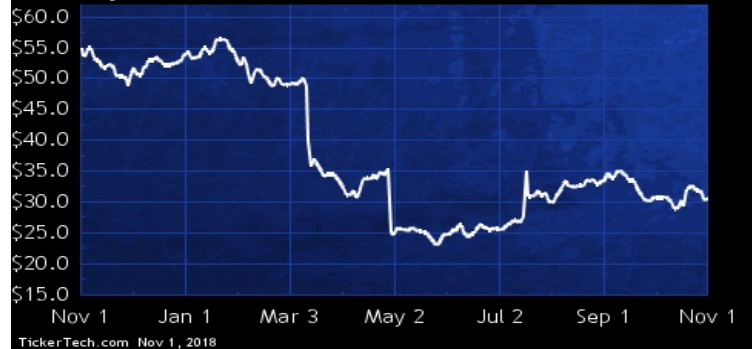
## TCP DIVIDEND HISTORY



TickerTech.com Nov 1, 2018

## TCP — 8.5% YIELD

### TC PipeLines, LP



TC PipeLines is engaged in acquiring, owning and participating in the management of energy infrastructure businesses in North America. Co. has ownership interests in eight natural gas interstate pipeline systems (Gas Transmission Northwest LLC; Bison Pipeline LLC; North Baja Pipeline, LLC; Tuscarora Gas Transmission Company; Northern Border Pipeline Company; Portland Natural Gas Transmission System; Great Lakes Gas Transmission Limited Partnership; and Iroquois Gas Transmission System, L.P) that are collectively designed to transport natural gas from producing regions and import facilities to market hubs and consuming markets primarily in the Western, Midwestern and Eastern U.S.

 **Energy Stock Channel**

 **Dividend Channel**

Nothing in Dividend Channel is intended to be investment advice, nor does it represent the opinion of, counsel from, or recommendations by BNK Invest Inc. or any of its affiliates, subsidiaries or partners. None of the information contained herein constitutes a recommendation that any particular security, portfolio, transaction, or investment strategy is suitable for any specific person. All viewers agree that under no circumstances will BNK Invest, Inc., its subsidiaries, partners, officers, employees, affiliates, or agents be held liable for any loss or damage caused by your reliance on information obtained. By visiting, using or viewing this site, you agree to the following [Full Disclaimer & Terms of Service](#). Video widget and dividend videos powered by Market News Video. Quote data delayed at least 20 minutes; data powered by Ticker Technologies, and Mergent. [Contact Dividend Channel](#); [Meet Our Editorial Staff](#).