

10 Yield Gushing Energy Stocks

<http://www.energystockchannel.com/>

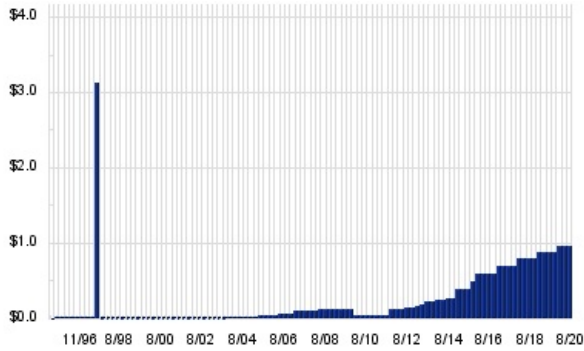
Energy Stock Channel paired our coverage universe of energy stocks, with Dividend Channel's proprietary DividendRank formula, to bring you this list of 10 top ranked energy dividend stocks. The DividendRank formula considers a variety of data – dividend history & yield, book value, quarterly earnings – and compares it to the stock's trading data to come up with certain calculations about profitability and about the stock's valuation (whether we think it looks "cheap" or "expensive"). The result is this list of the top most "interesting" ideas that merit further research.



VLO – KEY STATS

Name:	Valero Energy Corp
Stock buyback:	VLO buyback
Website:	www.valero.com
Sector:	Oil & Gas Refining & Marketing
36 Month Beta:	2.10
Total Market Cap:	\$14,757,000,000
% Held by Institutions:	73.93%
% Held by ETFs:	460695.83%

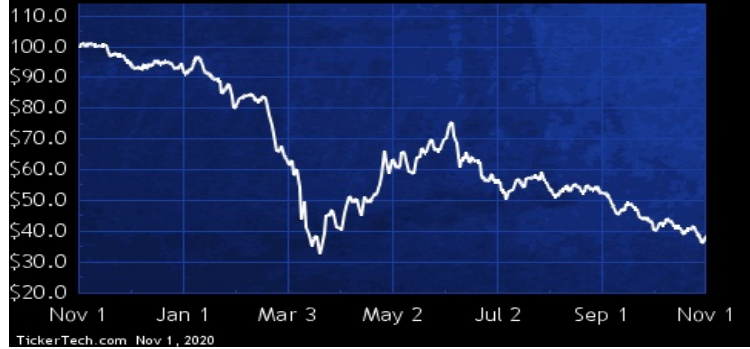
VLO DIVIDEND HISTORY



TickerTech.com Oct 31, 2020

VLO – 10.4% YIELD

Valero Energy Corp

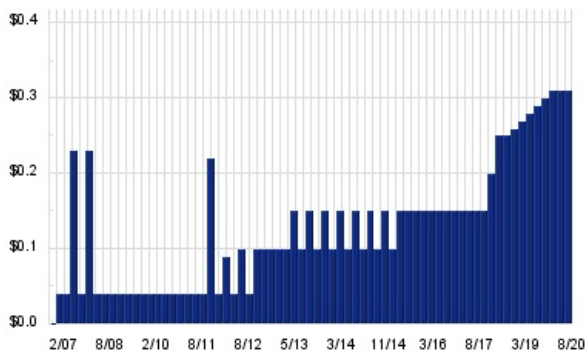


Valero Energy is an international manufacturer and marketer of transportation fuels and petrochemical products. Co.'s segments include: Refining, which includes its refining operations, the associated marketing activities, and logistics assets that support its refining operations; Ethanol, which includes its ethanol operations, the associated marketing activities, and logistics assets that support its ethanol operations; and Renewable Diesel, which includes the operations of its joint venture, Diamond Green Diesel Holdings LLC, which owns and operates a renewable diesel plant in Norco, LA.

DK – KEY STATS

Name:	Delek US Holdings Inc (New)
Stock buyback:	DK buyback
Website:	www.Delekus.com
Sector:	Oil & Gas Refining & Marketing
36 Month Beta:	2.10
Total Market Cap:	\$684,000,000
% Held by Institutions:	92.96%
% Held by ETFs:	503738.26%

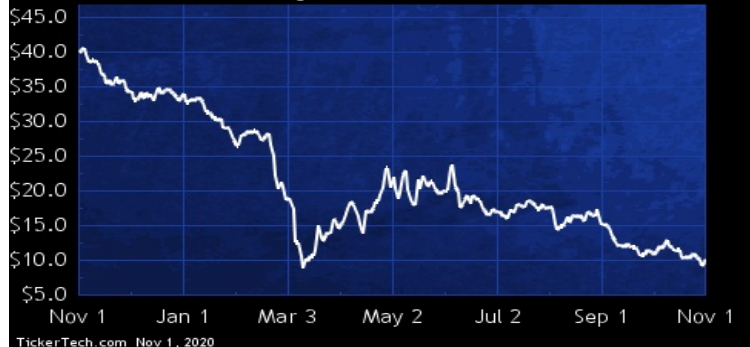
DK DIVIDEND HISTORY



TickerTech.com Oct 31, 2020

DK – 12.7% YIELD

Delek US Holdings Inc

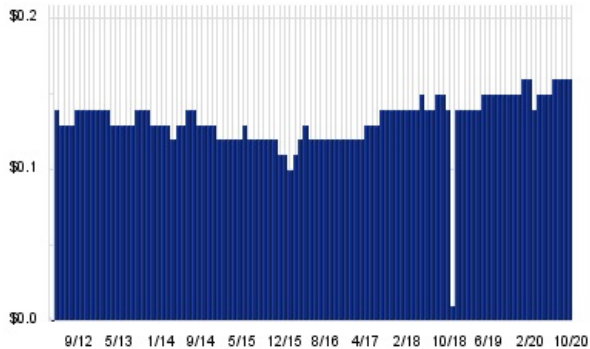


Delek US Holdings is a holding company. Through its subsidiaries, Co. is engaged in the downstream energy business focused on petroleum refining, the transportation, storage and wholesale distribution of crude oil, intermediate and refined products and convenience store retailing. Co.'s segments are: refining, which processes crude oil and other feedstocks for the manufacture of transportation motor fuels; logistics, which gathers, transports and stores crude oil and markets, distributes, transports and stores refined products; and retail, which includes the operations of Alon USA Energy, Inc.'s convenience store sites located primarily in central and West Texas and New Mexico.

PBA — KEY STATS

Name:	Pembina Pipeline Corp
Website:	www.pembina.com
Sector:	Oil & Gas Equipment & Services
36 Month Beta:	1.53
Total Market Cap:	\$7,636,000,000
% Held by Institutions:	78.61%
% Held by ETFs:	0.26%

PBA DIVIDEND HISTORY



TickerTech.com Oct 31, 2020

PBA — 9.2% YIELD

Pembina Pipeline Corp



Pembina Pipeline has four operating segments: conventional pipelines business, which is a tariff-based operation consisting of pipelines and related facilities that deliver crude oil and natural gas liquids; oil sands and heavy oil business, which consists of the Syncrude Pipeline, the Cheecham Lateral and the Horizon Pipeline; midstream and marketing business, which consists of Co.'s direct and indirect interest in a storage operation, its direct interest in terminals, storage and hub services under a mixture of short, medium and long-term contractual arrangements; and gas services business which consists of natural gas gathering and processing facilities.

CEQP — KEY STATS

Name:	Crestwood Equity Partners LP
Website:	www.crestwoodlp.com
Sector:	Oil & Gas Equipment & Services
36 Month Beta:	3.98
Total Market Cap:	\$1,030,000,000
% Held by Institutions:	60.21%
% Held by ETFs:	1923683.46%

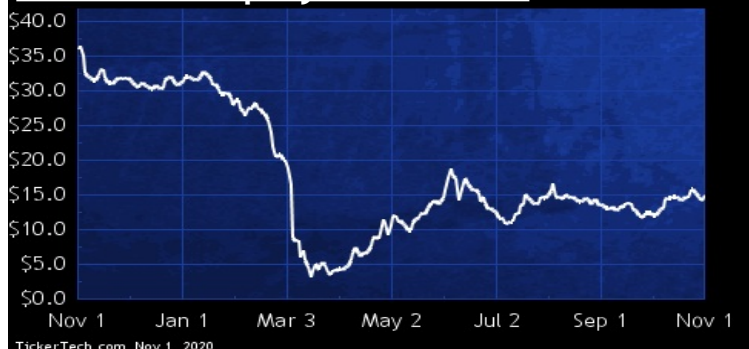
CEQP DIVIDEND HISTORY



TickerTech.com Oct 31, 2020

CEQP — 17.2% YIELD

Crestwood Equity Partners LP



Crestwood Equity Partners is a holding company. Through its subsidiary, Co. develops, acquires, owns or controls, and operates assets and operations within the energy midstream sector. Co.'s segments are: gathering and processing, which provides gathering and transportation services and processing, treating and compression services to producers; storage and transportation, which provides crude oil and natural gas storage and transportation services to producers, utilities and other customers; and marketing, supply and logistics, which provides natural gas liquid, crude oil and natural gas marketing, storage and transportation services to producers, refiners, marketers and other customers.

SFL – KEY STATS

Name:	SFL Corporation Ltd
Website:	www.sflcorp.com
Sector:	Oil & Gas Equipment & Services
36 Month Beta:	1.25
Total Market Cap:	\$776,000,000
% Held by Institutions:	39.36%
% Held by ETFs:	3.40%

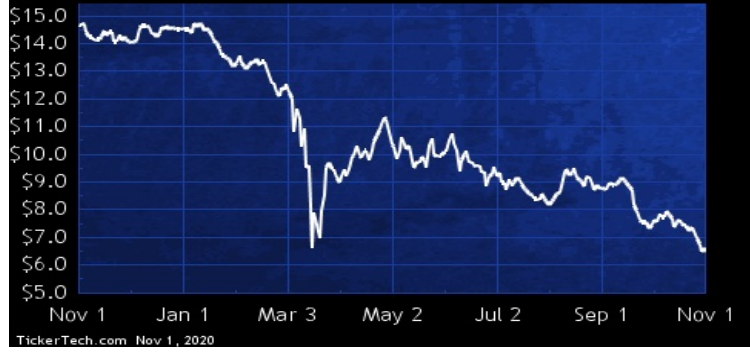
SFL DIVIDEND HISTORY



TickerTech.com Oct 31, 2020

SFL – 15.1% YIELD

SFL Corporation Ltd

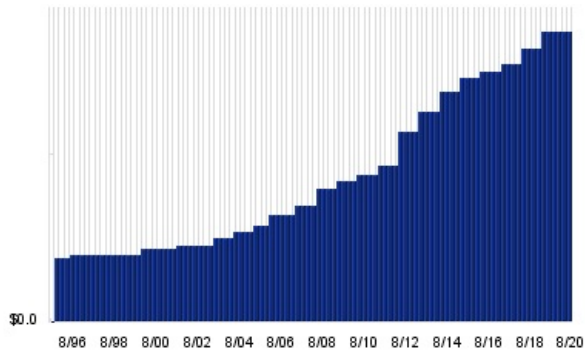


SFL is engaged primarily in the ownership and operation of vessels and offshore related assets, and also involved in the charter, purchase and sale of assets. Co. is an international ship owning and chartering company with an asset base across the maritime and offshore industries. Co.'s assets consisted of crude oil tankers, dry bulk carriers, container vessels (including capital lease vessels), car carriers, jack-up drilling rig, ultra-deepwater drilling units, offshore support vessels, chemical tankers and oil product tankers. Co.'s crude oil tankers, chemical tankers and oil product tankers are all double-hull vessels.

XOM – KEY STATS

Name:	Exxon Mobil Corp
Website:	www.exxonmobil.com
Sector:	Oil & Gas Exploration & Production
36 Month Beta:	1.41
Total Market Cap:	\$133,485,000,000
% Held by Institutions:	56.11%
% Held by ETFs:	55776.62%

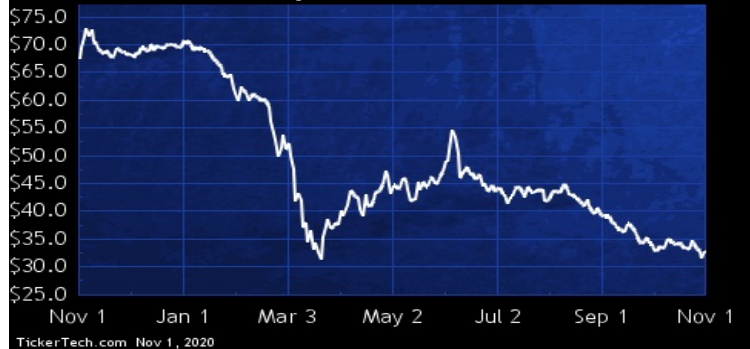
XOM DIVIDEND HISTORY



TickerTech.com Oct 31, 2020

XOM – 10.6% YIELD

Exxon Mobil Corp

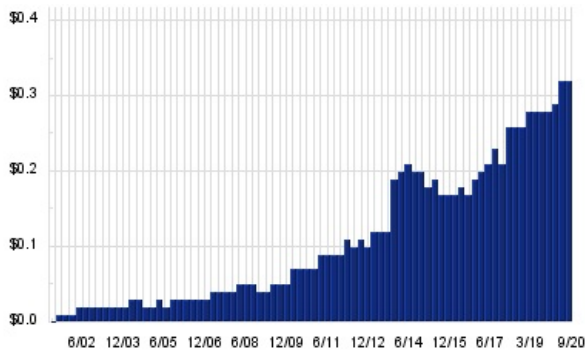


Exxon Mobil operates or markets products in United States and other countries through its divisions and affiliated companies. Co.'s business involves exploration for, and production of, crude oil and natural gas and manufacture, trade, transport and sale of crude oil, natural gas, petroleum products, petrochemicals and other products. In United States, Co.'s development activities are focused on the onshore United States, in the Permian Basin of West Texas and New Mexico and the Bakken oil play in North Dakota. Gas development activities are also focused on the Marcellus Shale of Pennsylvania and West Virginia, the Utica Shale of Ohio and the Haynesville Shale of East Texas and Louisiana.

CNQ – KEY STATS

Name:	Canadian Natural Resources Ltd
Stock buyback:	CNQ buyback
Website:	www.cnrl.com
Sector:	Oil & Gas Exploration & Production
36 Month Beta:	1.73
Total Market Cap:	\$17,480,000,000
% Held by Institutions:	69.8%
% Held by ETFs:	0.03%

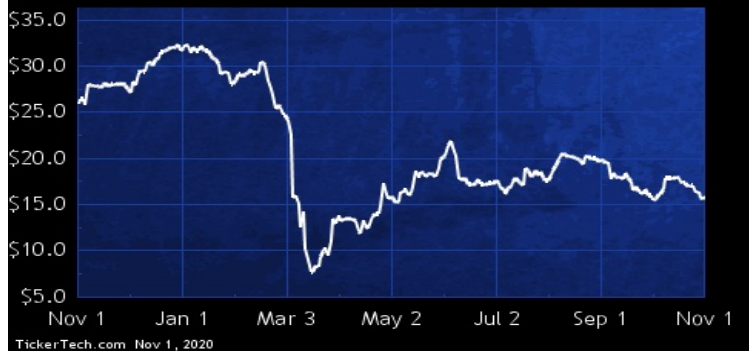
CNQ DIVIDEND HISTORY



TickerTech.com Oct 31, 2020

CNQ – 8.3% YIELD

Canadian Natural Resources Ltd



Canadian Natural Resources is an independent crude oil and natural gas exploration, development and production company. Co.'s exploration and production operations are focused in North America, largely in Western Canada; the U.K. portion of the North Sea; and CÃte d'Ivoire, Gabon, and South Africa in Offshore Africa. Co. had total proved reserves of 5.71 billion barrels of oil equivalent. Co.'s gross proved crude oil, bitumen (thermal oil), synthetic crude oil and natural gas liquids reserves totaled 4.70 billion barrels and its gross proved natural gas reserves totaled 6,106.00 billion cubic feet.

TOT – KEY STATS

Name:	Total SE
Website:	www.total.com
Sector:	Oil & Gas Exploration & Production
36 Month Beta:	0.78
Total Market Cap:	\$76,049,000,000
% Held by Institutions:	5.49%
% Held by ETFs:	0.00%

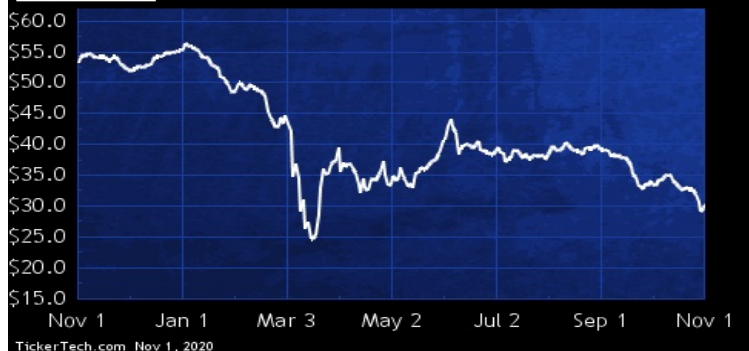
TOT DIVIDEND HISTORY



TickerTech.com Oct 31, 2020

TOT – 10.4% YIELD

Total SE

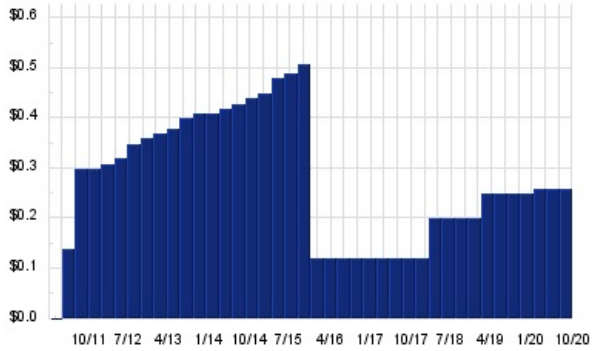


Total is an international integrated oil and gas company also active in solar and biomass energy sources. Co. engages all aspects of the petroleum industry, including Upstream operations (oil and gas exploration, development and production, and LNG (Liquefied Natural Gas)) and Downstream operations (refining, petrochemicals, specialty chemicals, marketing and marketing and trading and shipping of crude oil and petroleum products). In addition, Co. is engaged in the coal mining and power generation sectors. Co.'s worldwide operations are conducted through three business segments: Upstream, Refining & Chemicals, and Marketing & Services.

KMI – KEY STATS

Name:	Kinder Morgan Inc.
Stock buyback:	KMI buyback
Website:	www.kindermorgan.com
Sector:	Oil & Gas Equipment & Services
36 Month Beta:	1.03
Total Market Cap:	\$26,781,000,000
% Held by Institutions:	66.52%
% Held by ETFs:	2258184.82%

KMI DIVIDEND HISTORY

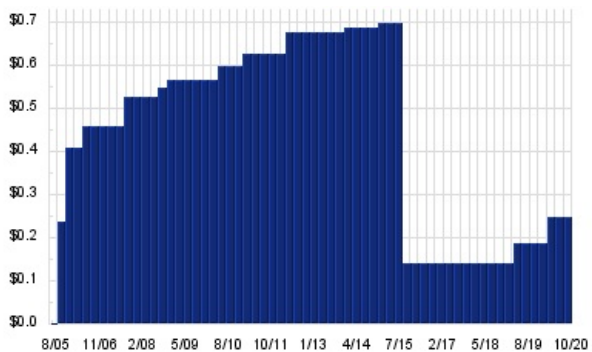


TickerTech.com Oct 31, 2020

TGP – KEY STATS

Name:	Teekay LNG Partners LP
Stock buyback:	TGP buyback
Website:	www.teekaylng.com
Sector:	Oil & Gas Equipment & Services
36 Month Beta:	1.23
Total Market Cap:	\$781,000,000
% Held by Institutions:	47.71%
% Held by ETFs:	1291935.38%

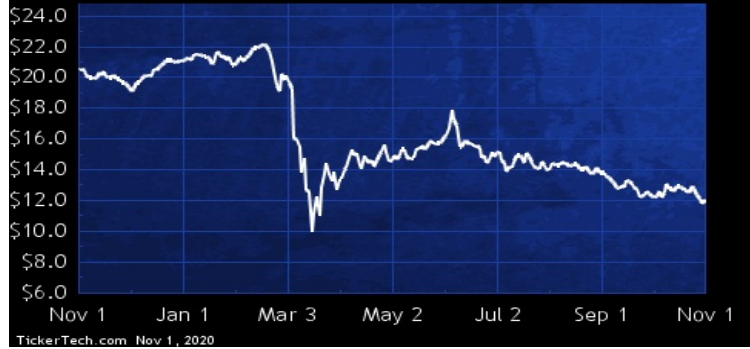
TGP DIVIDEND HISTORY



TickerTech.com Oct 31, 2020

KMI – 8.7% YIELD

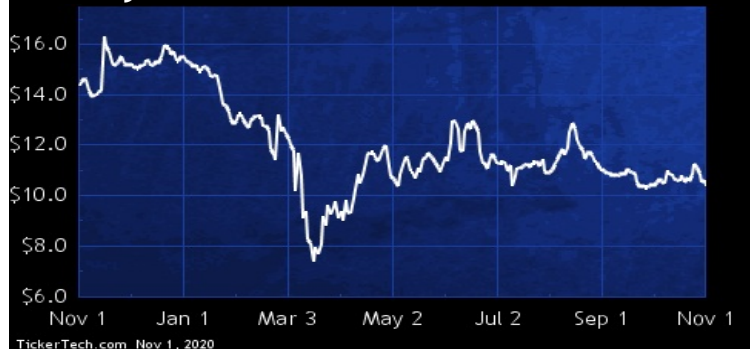
Kinder Morgan Inc.



Kinder Morgan is an energy infrastructure company. Co.'s segments are: Natural Gas Pipelines, which includes the ownership and operation of, among others, main interstate and intrastate natural gas pipeline and storage systems; Products Pipelines, which includes the refined petroleum products, crude oil and condensate pipelines; Terminals, which includes the ownership and/or operation of, among others, liquids and bulk terminal facilities; and carbon dioxide (CO₂), which includes the production, transportation and marketing of CO₂, ownership interests in and/or operation of oil fields and gasoline processing plants in West Texas.

TGP – 9.4% YIELD

Teekay LNG Partners LP



Teekay LNG Partners is an international provider of marine transportation services for liquefied natural gas (LNG), liquefied petroleum gas (LPG) and crude oil. Co. focuses on servicing its customers through its fleet of LNG and LPG carriers under medium to long-term, fixed-rate charters. Co. has three reportable segments, its LNG segment, LPG segment and its conventional tanker segment. Co.'s LNG segment consists of LNG carriers which generally operate under long-term, fixed-rate charters to international energy companies. Co.'s LPG segment consists of LPG and multi-gas carriers which generally operate under voyage charters or time-charters.



Nothing in Dividend Channel is intended to be investment advice, nor does it represent the opinion of, counsel from, or recommendations by BNK Invest Inc. or any of its affiliates, subsidiaries or partners. None of the information contained herein constitutes a recommendation that any particular security, portfolio, transaction, or investment strategy is suitable for any specific person. All viewers agree that under no circumstances will BNK Invest, Inc., its subsidiaries, partners, officers, employees, affiliates, or agents be held liable for any loss or damage caused by your reliance on information obtained. By visiting, using or viewing this site, you agree to the following [Full Disclaimer & Terms of Service](#). Video widget and dividend videos powered by Market News Video. Quote data delayed at least 20 minutes; data powered by Ticker Technologies, and Mergent. [Contact Dividend Channel](#); [Meet Our Editorial Staff](#).