

10 Yield Gushing Energy Stocks

<http://www.energystockchannel.com/>

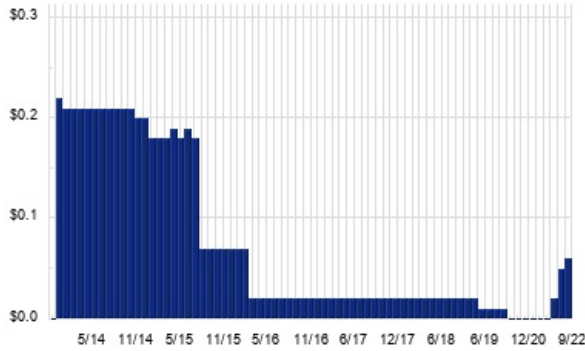
Energy Stock Channel paired our coverage universe of energy stocks, with Dividend Channel's proprietary DividendRank formula, to bring you this list of 10 top ranked energy dividend stocks. The DividendRank formula considers a variety of data – dividend history & yield, book value, quarterly earnings – and compares it to the stock's trading data to come up with certain calculations about profitability and about the stock's valuation (whether we think it looks "cheap" or "expensive"). The result is this list of the top most "interesting" ideas that merit further research.



CPG — KEY STATS

Name:	Crescent Point Energy Corp
Stock buyback:	CPG buyback
Website:	www.crescentpointenergy.com
Sector:	Oil & Gas Exploration & Production
36 Month Beta:	2.77
Total Market Cap:	\$3,994,000,000
% Held by Institutions:	37.48%
% Held by ETFs:	0.62%

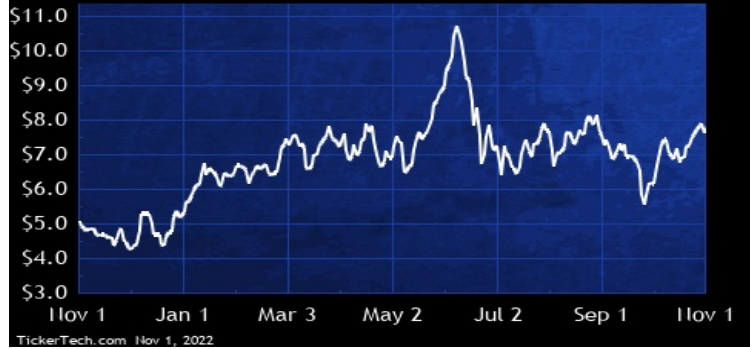
CPG DIVIDEND HISTORY



TickerTech.com Nov 1, 2022

CPG — 4.1% YIELD

Crescent Point Energy Corp

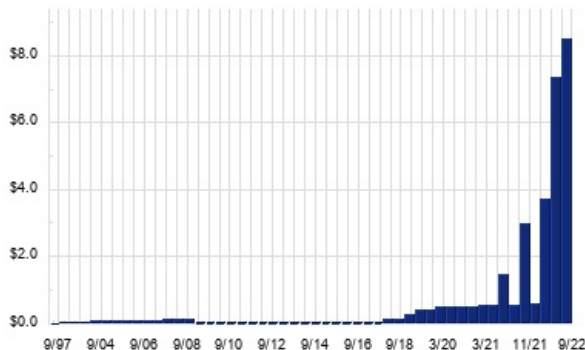


Crescent Point Energy is an oil and gas exploration, development and production company. Co. is an oil and gas producer with assets strategically focused in properties comprised of light and medium crude oil and natural gas reserves in Western Canada and the United States. The crude oil and natural gas properties and related assets generating income for the benefit of Co., are located in the provinces of Saskatchewan, Alberta, British Columbia and Manitoba and in the states of North Dakota and Montana. The properties and assets consist of producing crude oil and natural gas reserves and Proved plus Probable crude oil and natural gas reserves not yet on production, and land holdings.

PXD — KEY STATS

Name:	Pioneer Natural Resources Co
Website:	www.pxd.com
Sector:	Oil & Gas Exploration & Production
36 Month Beta:	1.58
Total Market Cap:	\$63,447,000,000
% Held by Institutions:	87.88%
% Held by ETFs:	15.01%

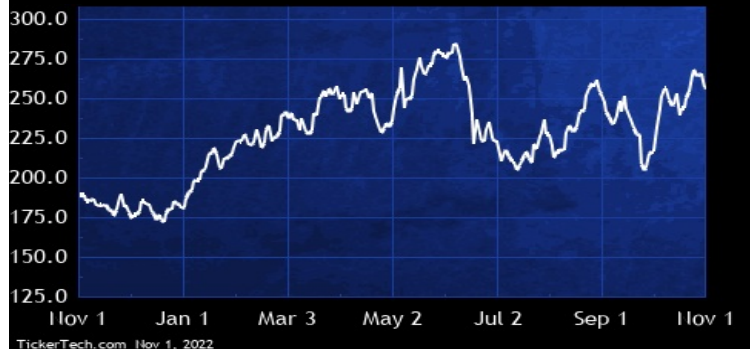
PXD DIVIDEND HISTORY



TickerTech.com Nov 1, 2022

PXD — 1.7% YIELD

Pioneer Natural Resources Co

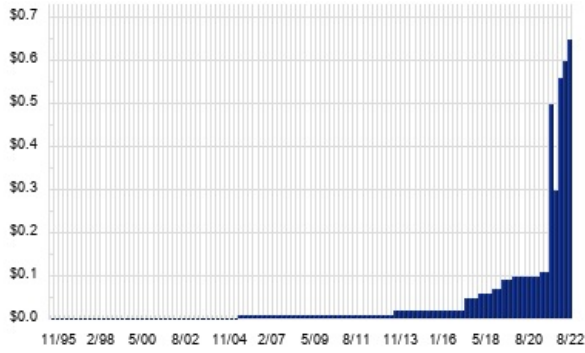


Pioneer Natural Resources is a holding company. Through its subsidiaries, Co. is engaged in oil and gas exploration and production. Co. explores for, develops and produces oil, Natural Gas Liquids and gas within the United States, with operations in the Permian Basin in West Texas. Co.'s portfolio of resources are located in the Spraberry/Wolfcamp oil field.

CTRA — KEY STATS

Name:	Coterra Energy Inc
Stock buyback:	CTRA buyback
Website:	www.coterra.com
Sector:	Oil & Gas Exploration & Production
36 Month Beta:	0.14
Total Market Cap:	\$23,979,000,000
% Held by Institutions:	89.75%
% Held by ETFs:	20.32%

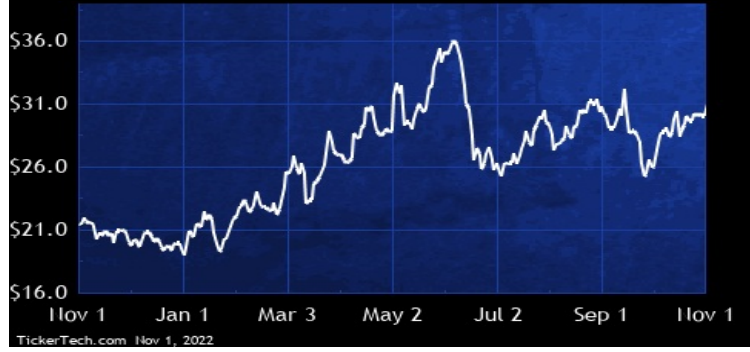
CTRA DIVIDEND HISTORY



TickerTech.com Nov 1, 2022

CTRA — 1.9% YIELD

Coterra Energy Inc

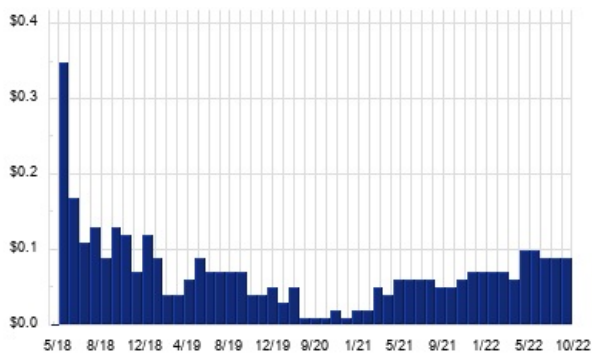


Coterra Energy is an independent oil and gas company engaged in the development, exploration and production of oil, natural gas and natural gas liquids. Co.'s assets are concentrated in areas with known hydrocarbon resources, which are conducive to multi-well, repeatable development programs. Co. operates in one segment, oil and natural gas development, exploration and production, in the continental U.S. Co.'s operations are primarily concentrated in three operating areas, the Marcellus Shale in northeast Pennsylvania, the Permian Basin in west Texas and southeast New Mexico and the Anadarko Basin in the Mid-Continent region in Oklahoma.

PRT — KEY STATS

Name:	PermRock Royalty Trust
Website:	www.permrock.com
Sector:	Oil & Gas Exploration & Production

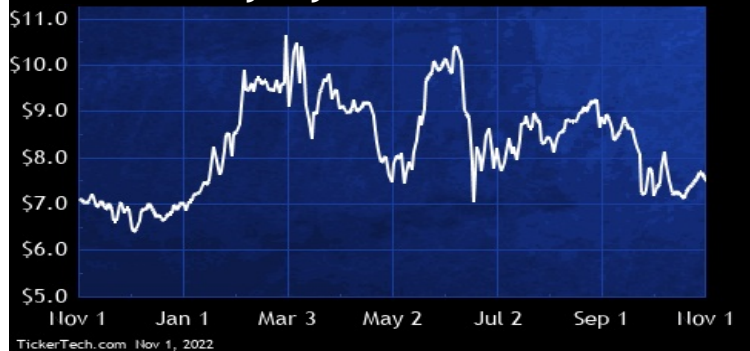
PRT DIVIDEND HISTORY



TickerTech.com Nov 1, 2022

PRT — 14.9% YIELD

PermRock Royalty Trust

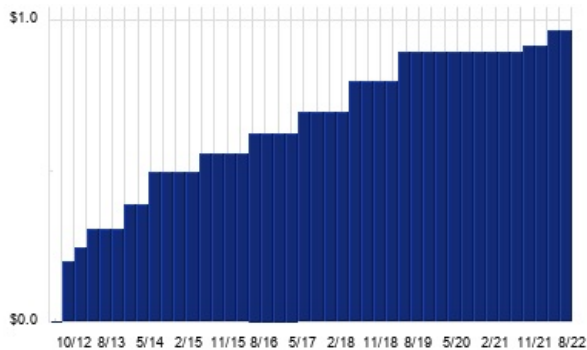


PermRock Royalty Trust acquires and holds the Net Profits Interest for the benefit of its unitholders. The Net Profits Interest entitles Co. to receive 80% of the net profits from the sale of oil and natural gas production from the Underlying Properties. The Underlying Properties consist of the following four operating areas: the Permian Clearfork area located in Hockley and Terry Counties, TX; the Permian Abo area located in Terry and Cochran Counties, TX; the Permian Shelf area located in Glasscock, Schleicher, Stonewall and Coke Counties, TX; and the Permian Platform area located in Ward, Crane, Terry and Ector Counties, TX.

PSX — KEY STATS

Name:	Phillips 66
Stock buyback:	PSX buyback
Website:	www.Phillips66.com
Sector:	Oil & Gas Refining & Marketing
36 Month Beta:	1.47
Total Market Cap:	\$49,818,000,000
% Held by Institutions:	77.05%
% Held by ETFs:	17.05%

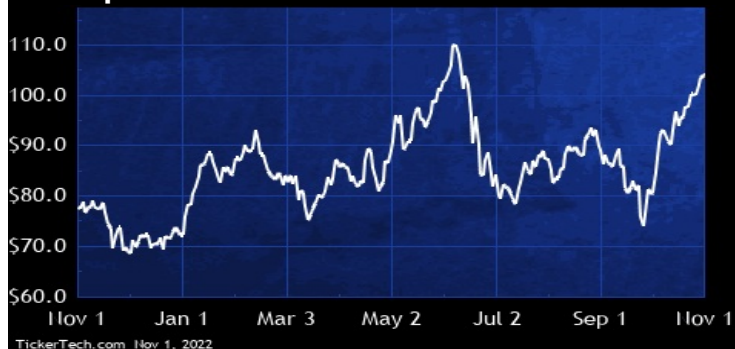
PSX DIVIDEND HISTORY



TickerTech.com Nov 1, 2022

PSX — 3.7% YIELD

Phillips 66

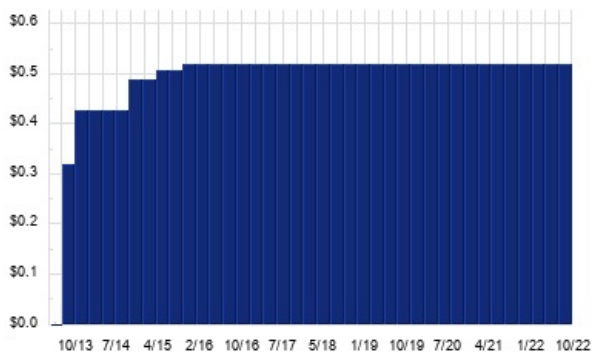


Phillips 66 is an energy manufacturing and logistics company with midstream, chemicals, refining, and marketing and specialties businesses. Co.'s segments include: Midstream, which provides crude oil and refined petroleum product transportation, termining and processing services, as well as natural gas and natural gas liquids transportation, storage, processing and marketing services; Chemicals, which manufactures and markets petrochemicals and plastics on a worldwide basis; Refining, which refines crude oil and other feedstocks into petroleum products; and Marketing and Specialties, which purchases for resale and markets refined petroleum products, mainly in the U.S. and Europe.

KNOP — KEY STATS

Name:	KNOT Offshore Partners LP
Stock buyback:	KNOP buyback
Website:	www.knotoffshorepartners.com
Sector:	Oil & Gas Equipment & Services

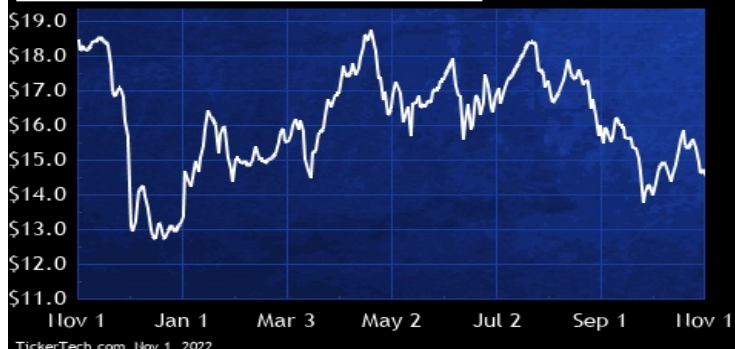
KNOP DIVIDEND HISTORY



TickerTech.com Nov 1, 2022

KNOP — 14.3% YIELD

KNOT Offshore Partners LP

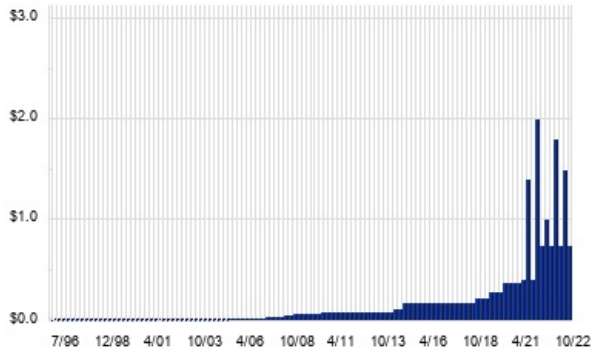


KNOT Offshore Partners owns and operates shuttle tankers under long-term charters. Co. has a fleet of shuttle tankers, including: the Windsor Knutsen, the Bodil Knutsen, the Recife Knutsen, the Fortaleza Knutsen, the Carmen Knutsen, the Hilda Knutsen, the Torill Knutsen, the Dan Cisne, the Dan Sabia, the Ingrid Knutsen, the Raquel Knutsen, the Tordis Knutsen, the Vigdis Knutsen, the Lena Knutsen, the Brasil Knutsen, the Anna Knutsen and the Tove Knutsen.

EOG – KEY STATS

Name:	EOG Resources, Inc.
Website:	www.eogresources.com
Sector:	Oil & Gas Exploration & Production
36 Month Beta:	1.51
Total Market Cap:	\$78,747,000,000
% Held by Institutions:	87.21%
% Held by ETFs:	14.33%

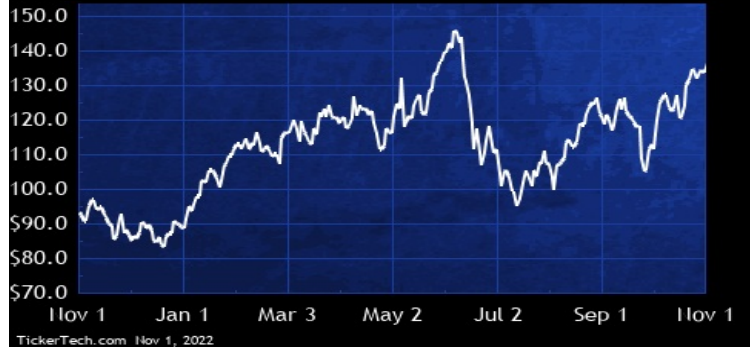
EOG DIVIDEND HISTORY



TickerTech.com Nov 1, 2022

EOG – 2.2% YIELD

EOG Resources, Inc.

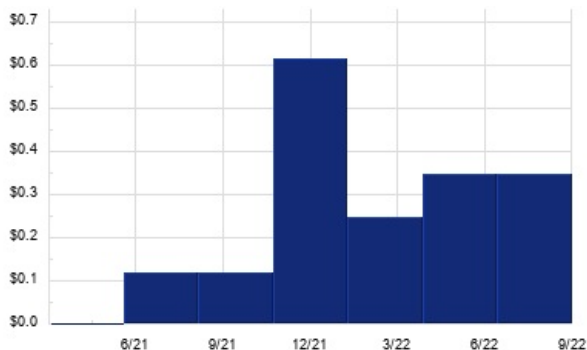


EOG Resources, together with its subsidiaries, explores for, develops, produces and markets crude oil, natural gas liquids and natural gas primarily in main producing basins in the U.S., The Republic of Trinidad and Tobago, The People's Republic of China, the Sultanate of Oman and, from time to time, select other international areas.

PDCE – KEY STATS

Name:	PDC Energy Inc
Website:	www.pdce.com
Sector:	Oil & Gas Exploration & Production
36 Month Beta:	2.90
Total Market Cap:	\$6,879,000,000
% Held by Institutions:	92.57%
% Held by ETFs:	20.06%

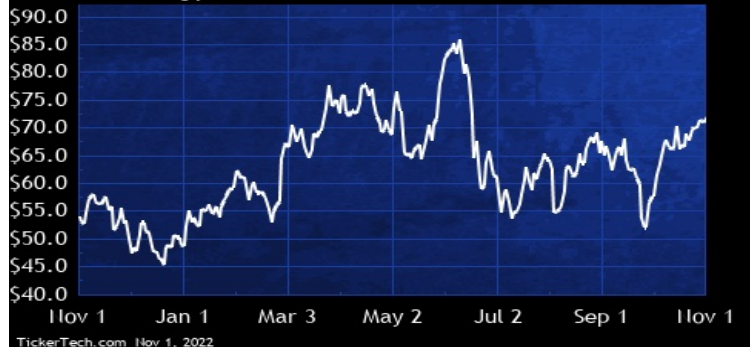
PDCE DIVIDEND HISTORY



TickerTech.com Nov 1, 2022

PDCE – 1.9% YIELD

PDC Energy Inc



PDC Energy is an independent exploration and production company that acquires, explores and develops properties for the production of crude oil, natural gas, and natural gas liquids with operations in the Wattenberg Field in Colorado and the Delaware Basin in Texas. Co.'s operations in the Wattenberg Field are focused in the horizontal Niobrara and Codell plays and its Delaware Basin operations are primarily focused in the horizontal Wolfcamp zones.



Nothing in Dividend Channel is intended to be investment advice, nor does it represent the opinion of, counsel from, or recommendations by BNK Invest Inc. or any of its affiliates, subsidiaries or partners. None of the information contained herein constitutes a recommendation that any particular security, portfolio, transaction, or investment strategy is suitable for any specific person. All viewers agree that under no circumstances will BNK Invest, Inc., its subsidiaries, partners, officers, employees, affiliates, or agents be held liable for any loss or damage caused by your reliance on information obtained. By visiting, using or viewing this site, you agree to the following [Full Disclaimer & Terms of Service](#). Video widget and dividend videos powered by Market News Video. Quote data delayed at least 20 minutes; data powered by Ticker Technologies, and Mergent. [Contact Dividend Channel](#); [Meet Our Editorial Staff](#).