

## 10 Yield Gushing Energy Stocks

<http://www.energystockchannel.com/>

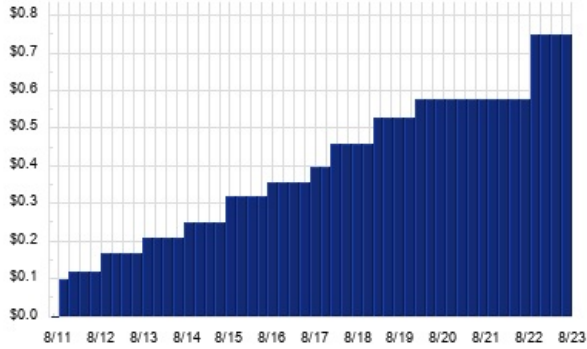
Energy Stock Channel paired our coverage universe of energy stocks, with Dividend Channel's proprietary DividendRank formula, to bring you this list of 10 top ranked energy dividend stocks. The DividendRank formula considers a variety of data – dividend history & yield, book value, quarterly earnings – and compares it to the stock's trading data to come up with certain calculations about profitability and about the stock's valuation (whether we think it looks "cheap" or "expensive"). The result is this list of the top most "interesting" ideas that merit further research.



## MPC — KEY STATS

Name:	Marathon Petroleum Corp.
Stock buyback:	MPC buyback
Website:	<a href="http://www.marathonpetroleum.com">www.marathonpetroleum.com</a>
Sector:	Oil & Gas Refining & Marketing
36 Month Beta:	0.94
Total Market Cap:	\$58,377,000,000
% Held by Institutions:	46.09%
% Held by ETFs:	15.73%

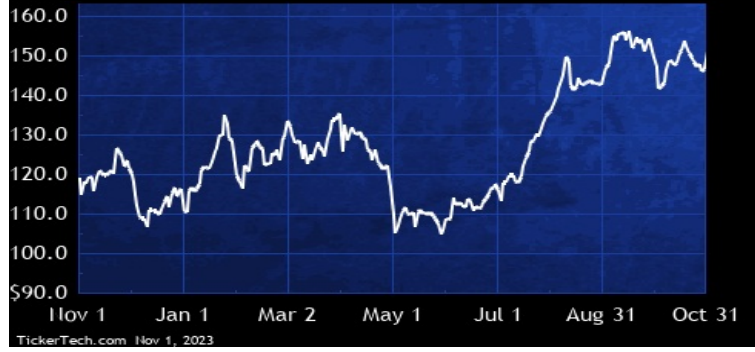
## MPC DIVIDEND HISTORY



TickerTech.com Nov 1, 2023

## MPC — 2.2% YIELD

### Marathon Petroleum Corp.

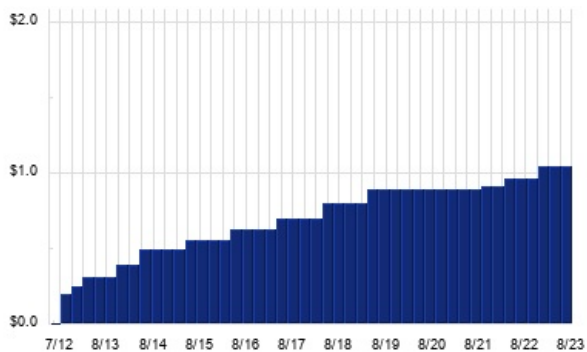


Marathon Petroleum is a downstream energy company. Co.'s segments are: Refining and Marketing, which refines crude oil and other feedstocks, including renewable feedstocks, at Co.'s refineries in the Gulf Coast, Mid-Continent and West Coast regions of the U.S., purchases refined products and ethanol for resale and distributes refined products, including renewable diesel, through transportation, storage, distribution and marketing services provided by its Midstream segment; and Midstream, which transports, stores, distributes and markets crude oil and refined products principally for the Refining and Marketing segment via refining logistics assets, pipelines, terminals, towboats and barges.

## PSX — KEY STATS

Name:	Phillips 66
Stock buyback:	PSX buyback
Website:	<a href="http://www.Phillips66.com">www.Phillips66.com</a>
Sector:	Oil & Gas Refining & Marketing
36 Month Beta:	1.02
Total Market Cap:	\$49,396,000,000
% Held by Institutions:	73.19%
% Held by ETFs:	16.58%

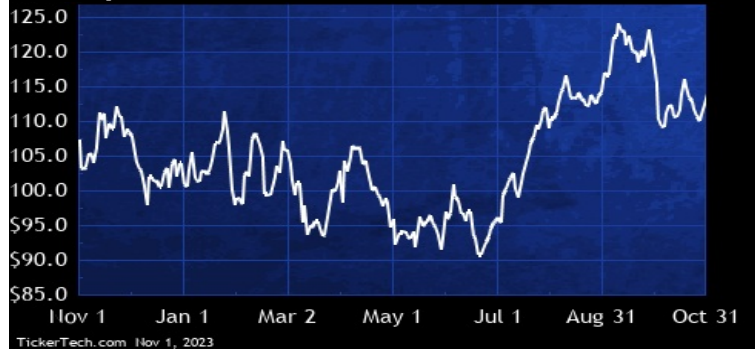
## PSX DIVIDEND HISTORY



TickerTech.com Nov 1, 2023

## PSX — 3.7% YIELD

### Phillips 66

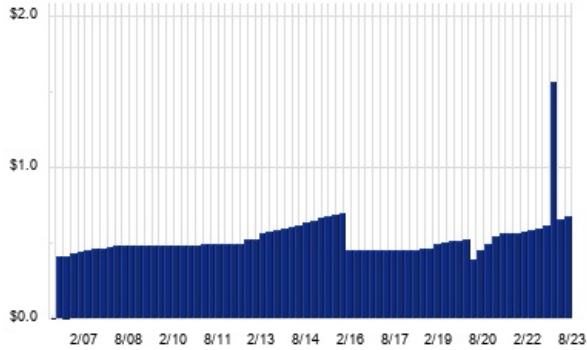


Phillips 66 is an energy manufacturing and logistics company with midstream, chemicals, refining, and marketing and specialties businesses. Co.'s segments include: Midstream, which provides crude oil and refined petroleum product transportation, termining and processing services, as well as natural gas and natural gas liquids transportation, storage, processing and marketing services; Chemicals, which manufactures and markets petrochemicals and plastics on a worldwide basis; Refining, which refines crude oil and other feedstocks into petroleum products; and Marketing and Specialties, which purchases for resale and markets refined petroleum products, mainly in the U.S. and Europe.

## GLP — KEY STATS

Name:	Global Partners LP
Website:	<a href="http://www.globalp.com">www.globalp.com</a>
Sector:	<a href="#">Oil &amp; Gas Equipment &amp; Services</a>
36 Month Beta:	0.99
Total Market Cap:	\$1,012,000,000
% Held by Institutions:	31.8%
% Held by ETFs:	0.08%

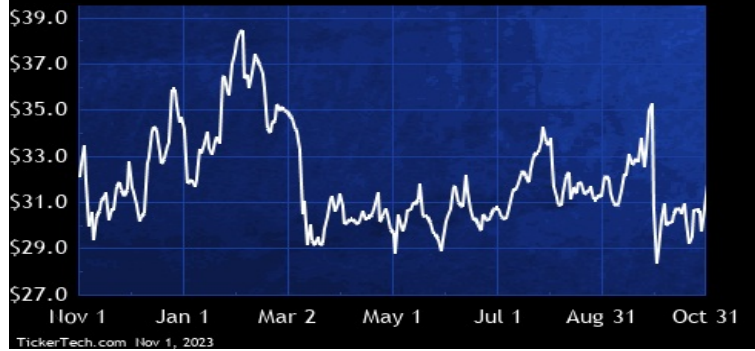
## GLP DIVIDEND HISTORY



TickerTech.com Nov 1, 2023

## GLP — 8.6% YIELD

### Global Partners LP

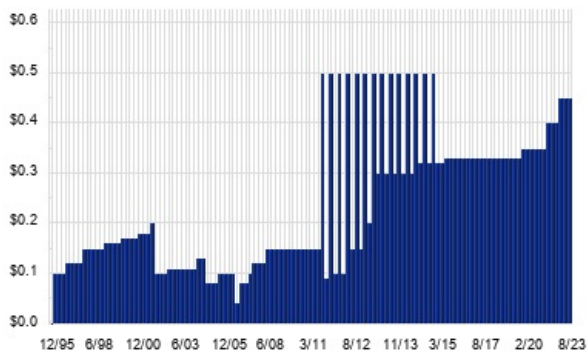


Global Partners owns, controls, or has access to terminal networks of refined petroleum products and renewable fuels in Massachusetts, Maine, Connecticut, Vermont, New Hampshire, Rhode Island, New York, New Jersey and Pennsylvania. Co is engaged in the purchasing, selling, gathering, blending, storing and logistics of transporting petroleum and related products, including gasoline and gasoline blendstocks (such as ethanol), distillates (such as home heating oil, diesel and kerosene), residual oil, renewable fuels, crude oil and propane and in the transportation of petroleum products and renewable fuels by rail from the mid-continent region of the U.S. and Canada.

## DINO — KEY STATS

Name:	HF Sinclair Corp
Website:	<a href="http://www.hollyfrontier.com">www.hollyfrontier.com</a>
Sector:	<a href="#">Oil &amp; Gas Refining &amp; Marketing</a>
36 Month Beta:	0.81
Total Market Cap:	\$9,828,000,000
% Held by Institutions:	61.66%
% Held by ETFs:	15.67%

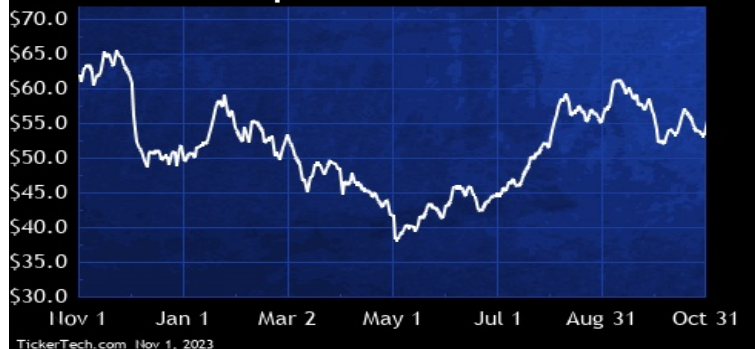
## DINO DIVIDEND HISTORY



TickerTech.com Nov 1, 2023

## DINO — 3.2% YIELD

### HF Sinclair Corp

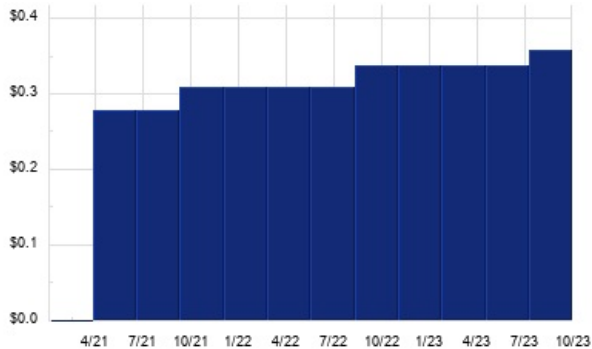


HF Sinclair is a holding company. Through its subsidiaries, Co. is an independent energy company that produces and markets light products such as gasoline, diesel fuel, jet fuel, renewable diesel and other products. Co. owns and operates refineries located in Kansas, Oklahoma, New Mexico, Wyoming, Washington and Utah and markets its refined products principally in the Southwest U.S., the Rocky Mountains extending into the Pacific Northwest and in other neighboring Plains states. Co. supplies fuels to various Sinclair branded stations and licenses the use of the Sinclair brand at additional locations throughout the country.

## REPX — KEY STATS

Name:	Riley Exploration Permian Inc
Website:	<a href="http://www.tengasco.com">www.tengasco.com</a>
Sector:	<a href="#">Oil &amp; Gas Exploration &amp; Production</a>
36 Month Beta:	1.34
Total Market Cap:	\$630,000,000
% Held by Institutions:	57.23%
% Held by ETFs:	3.64%

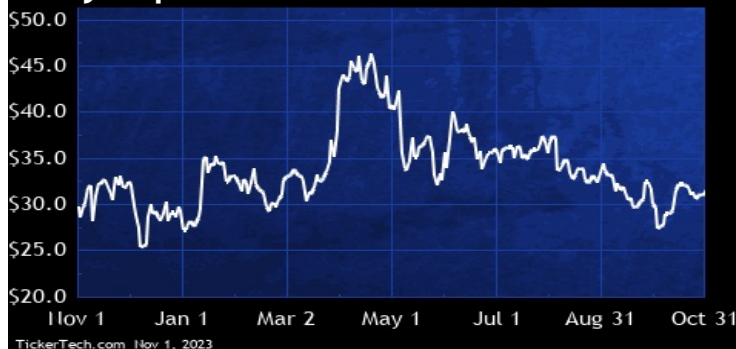
## REPX DIVIDEND HISTORY



TickerTech.com Nov 1, 2023

## REPX — 4.6% YIELD

### Riley Exploration Permian Inc



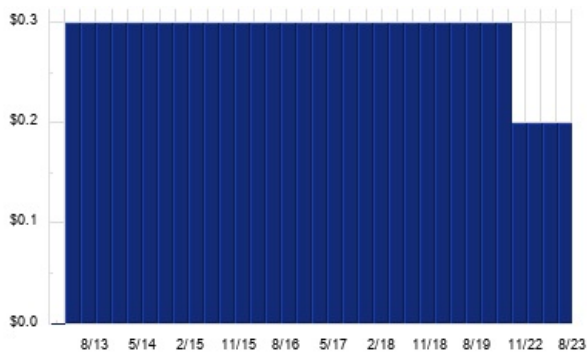
TickerTech.com Nov 1, 2023

Riley Exploration Permian is an independent oil and natural gas company focused on the acquisition, exploration, development and production of oil, natural gas and natural gas liquids in Texas and New Mexico. Co.'s activities primarily target the horizontal development of the San Andres formation, a shelf margin deposit on the Northwest Shelf of the Permian Basin. Co.'s acreage is primarily located on a contiguous blocks in Yoakum County, TX with additional acreage located in Lea and Roosevelt Counties, NM. Co.'s acreage in Yoakum County offsets Permian Basin San Andres fields, including the Wasson and Brahaney Fields, from the San Andres Formation.

## PBF — KEY STATS

Name:	PBF Energy Inc
Stock buyback:	PBF buyback
Website:	<a href="http://www.pbfenergy.com">www.pbfenergy.com</a>
Sector:	<a href="#">Oil &amp; Gas Refining &amp; Marketing</a>
36 Month Beta:	0.80
Total Market Cap:	\$5,698,000,000
% Held by Institutions:	81.96%
% Held by ETFs:	19.78%

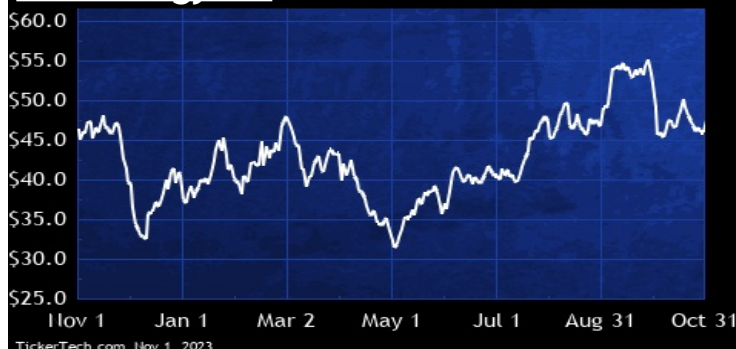
## PBF DIVIDEND HISTORY



TickerTech.com Nov 1, 2023

## PBF — 1.7% YIELD

### PBF Energy Inc



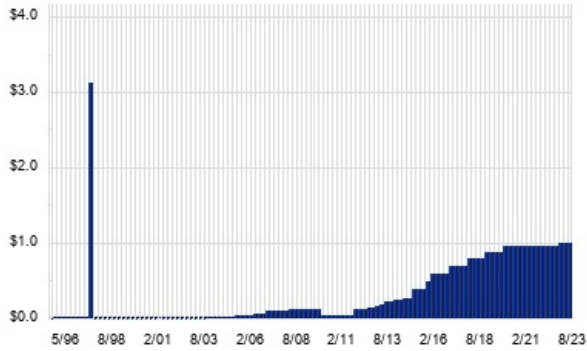
TickerTech.com Nov 1, 2023

PBF Energy is a holding company. Through its subsidiaries, Co. is an independent petroleum refiner and supplier of unbranded transportation fuels, heating oil, petrochemical feedstocks, lubricants and other petroleum products. Co.'s segments are: Refining, which owns and operates various refineries as well as produces a variety of products at each of its refineries, including gasoline, ultra-low-sulfur diesel, heating oil, jet fuel, lubricants, petrochemicals and asphalt; and Logistics, which includes its subsidiary, PBF Logistics LP, that owns or leases, operates, develops and acquires crude oil and refined products terminals, pipelines, storage facilities and similar logistics assets.

## VLO – KEY STATS

Name:	Valero Energy Corp
Stock buyback:	VLO buyback
Website:	<a href="http://www.valero.com">www.valero.com</a>
Sector:	Oil & Gas Refining & Marketing
36 Month Beta:	1.10
Total Market Cap:	\$42,066,000,000
% Held by Institutions:	66.69%
% Held by ETFs:	16.25%

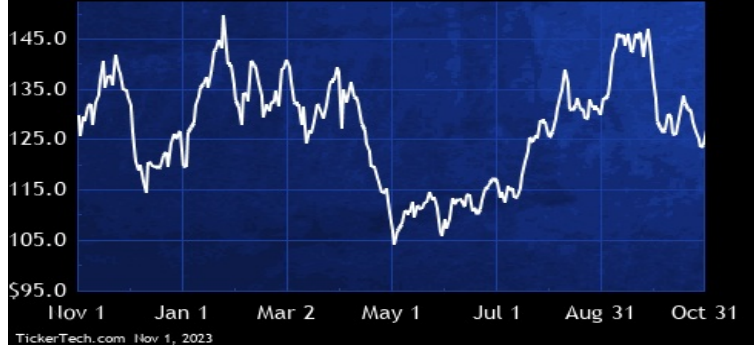
## VLO DIVIDEND HISTORY



TickerTech.com Nov 1, 2023

## VLO – 3.2% YIELD

### Valero Energy Corp

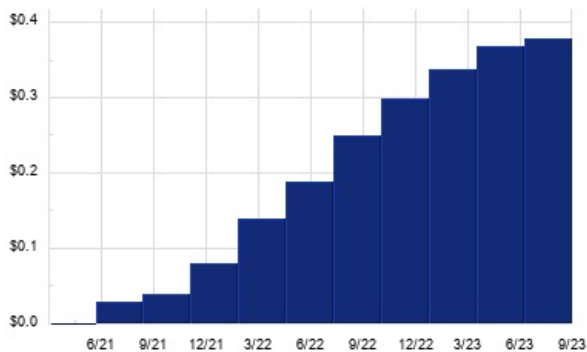


Valero Energy is a multinational manufacturer and marketer of petroleum-based and low-carbon liquid transportation fuels and petrochemical products. Co.'s operations are managed through the following segments: Refining, which includes the operations of its petroleum refineries, the associated activities to market its refined petroleum products, and the logistics assets that support those operations; Renewable Diesel, which includes the operations of its subsidiary, Diamond Green Diesel Holdings LLC, and the associated activities to market renewable diesel; and Ethanol, which includes the operations of its ethanol plants and the associated activities to market its ethanol and co-products.

## NOG – KEY STATS

Name:	Northern Oil & Gas Inc (MN)
Stock buyback:	NOG buyback
Website:	<a href="http://www.northernoil.com">www.northernoil.com</a>
Sector:	Oil & Gas Exploration & Production
36 Month Beta:	1.78
Total Market Cap:	\$3,570,000,000
% Held by Institutions:	93.96%
% Held by ETFs:	22.56%

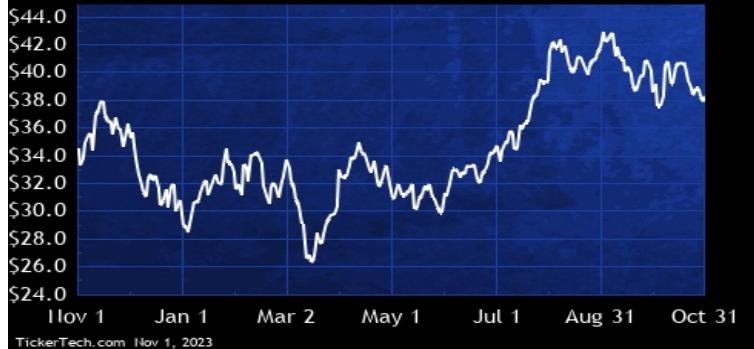
## NOG DIVIDEND HISTORY



TickerTech.com Nov 1, 2023

## NOG – 4.2% YIELD

### Northern Oil & Gas Inc

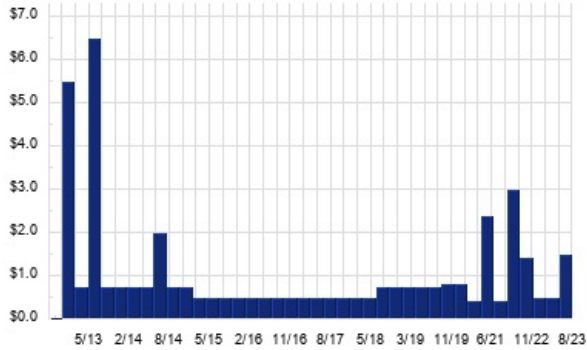


Northern Oil and Gas is an energy company engaged in the acquisition, exploration, development and production of oil and natural gas properties, primarily in the Williston Basin, the Appalachian Basin and the Permian Basin. Co. primarily engage in oil and natural gas exploration and production by participating on a proportionate basis alongside third-party interests in wells drilled and completed in spacing units that include Co.'s acreage. In addition, Co. acquires wellbore-only working interests in wells in which Co. does not hold the leasehold interests from third parties unable or unwilling to participate in particular well proposals.

## CVI – KEY STATS

Name:	CVR Energy Inc
Website:	<a href="http://www.cvrenergy.com">www.cvrenergy.com</a>
Sector:	<a href="#">Oil &amp; Gas Refining &amp; Marketing</a>
36 Month Beta:	1.28
Total Market Cap:	\$3,116,000,000
% Held by Institutions:	98.86%
% Held by ETFs:	10.15%

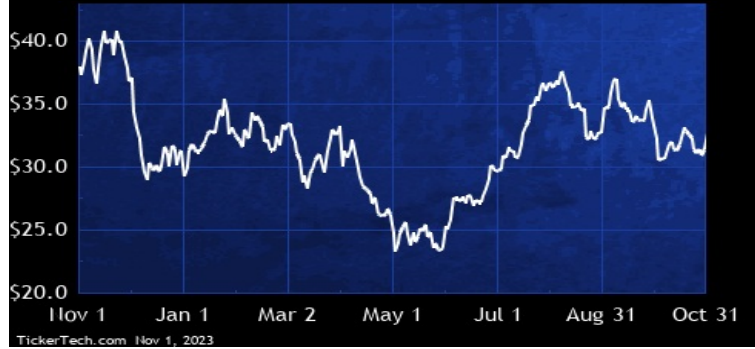
## CVI DIVIDEND HISTORY



TickerTech.com Nov 1, 2023

## CVI – 6.1% YIELD

### CVR Energy Inc

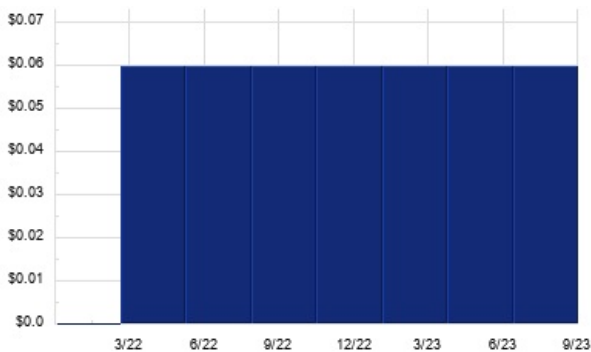


CVR Energy is a holding company. Through its subsidiaries, CVR Refining, LP (CVR Refining) and CVR Partners, LP (CVR Partners), Co. is engaged in the petroleum refining and nitrogen fertilizer manufacturing industries. CVR Refining is an independent petroleum refiner and marketer of transportation fuels. CVR Partners produces and markets nitrogen fertilizers in the form of urea ammonium nitrate and ammonia. Co.'s two segments are: Petroleum, which includes refineries located in Coffeyville, KS and Wynnewood, OK and supporting logistics assets in the region; and Nitrogen Fertilizer, which includes nitrogen fertilizer manufacturing facilities located in Coffeyville, KS and East Dubuque, IL.

## EPSN – KEY STATS

Name:	Epsilon Energy Ltd
Stock buyback:	<a href="#">EPSN buyback</a>
Website:	<a href="http://www.epsilonenergyLtd.com">www.epsilonenergyLtd.com</a>
Sector:	<a href="#">Oil &amp; Gas Exploration &amp; Production</a>
36 Month Beta:	0.32
Total Market Cap:	\$121,000,000
% Held by Institutions:	56.35%
% Held by ETFs:	4.27%

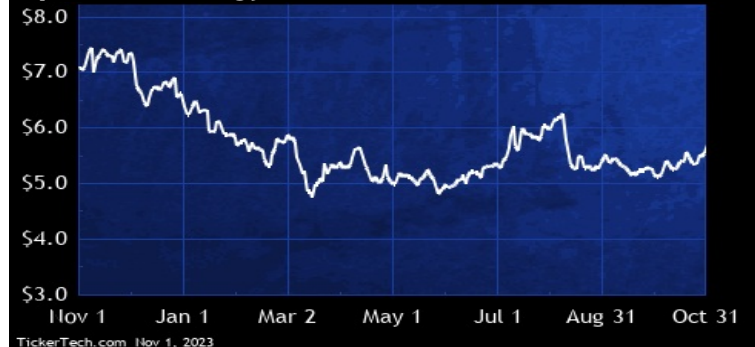
## EPSN DIVIDEND HISTORY



TickerTech.com Nov 1, 2023

## EPSN – 4.4% YIELD

### Epsilon Energy Ltd



Epsilon Energy is an on-shore focused independent natural gas and oil company engaged in the acquisition, development, gathering and production of natural gas and oil reserves. Co.'s primary area of operation is Pennsylvania. Co. has natural gas production in Pennsylvania and oil, natural gas liquids and natural gas production in Oklahoma. Co.'s operating segments include: Upstream, which activities include acquisition, exploration, development and production of oil and natural gas reserves on properties within the U.S.; and Gathering System, in which Co. partners with other companies to operate a natural gas gathering system.

 **Energy Stock Channel**

 **Dividend Channel**

Nothing in Dividend Channel is intended to be investment advice, nor does it represent the opinion of, counsel from, or recommendations by BNK Invest Inc. or any of its affiliates, subsidiaries or partners. None of the information contained herein constitutes a recommendation that any particular security, portfolio, transaction, or investment strategy is suitable for any specific person. All viewers agree that under no circumstances will BNK Invest, Inc., its subsidiaries, partners, officers, employees, affiliates, or agents be held liable for any loss or damage caused by your reliance on information obtained. By visiting, using or viewing this site, you agree to the following [Full Disclaimer & Terms of Service](#). Video widget and dividend videos powered by Market News Video. Quote data delayed at least 20 minutes; data powered by Ticker Technologies, and Mergent. [Contact Dividend Channel](#); [Meet Our Editorial Staff](#).