

10 Yield Gushing Energy Stocks

<http://www.energystockchannel.com/>

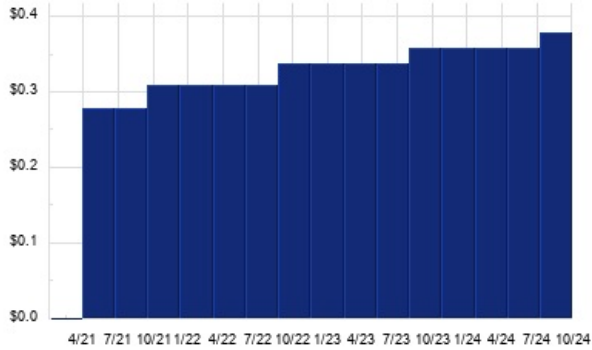
Energy Stock Channel paired our coverage universe of energy stocks, with Dividend Channel's proprietary DividendRank formula, to bring you this list of 10 top ranked energy dividend stocks. The DividendRank formula considers a variety of data – dividend history & yield, book value, quarterly earnings – and compares it to the stock's trading data to come up with certain calculations about profitability and about the stock's valuation (whether we think it looks "cheap" or "expensive"). The result is this list of the top most "interesting" ideas that merit further research.



REPX — KEY STATS

Name:	Riley Exploration Permian Inc
Website:	www.tengasco.com
Sector:	Oil & Gas Exploration & Production
36 Month Beta:	1.21
Total Market Cap:	\$577,000,000
% Held by Institutions:	73.94%
% Held by ETFs:	59.99%

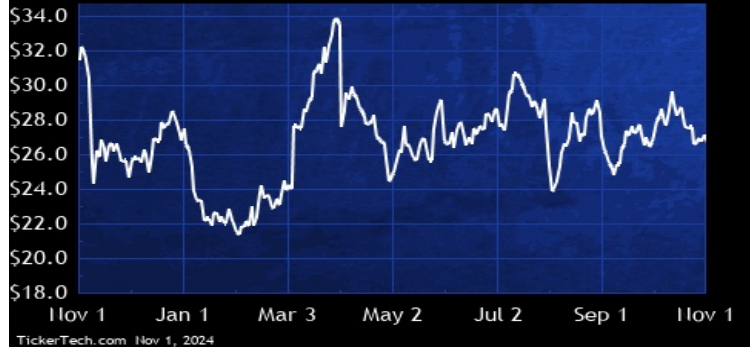
REPX DIVIDEND HISTORY



TickerTech.com Nov 1, 2024

REPX — 5.7% YIELD

Riley Exploration Permian Inc

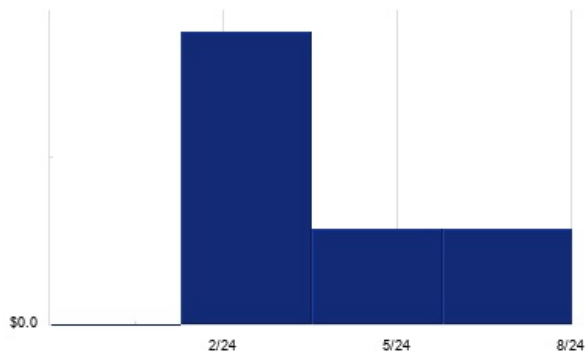


Riley Exploration Permian is an independent oil and natural gas company focused on the acquisition, exploration, development and production of oil, natural gas and natural gas liquids in Texas and New Mexico. Co.'s activities primarily target the horizontal development of the San Andres formation, a shelf margin deposit on the Northwest Shelf of the Permian Basin. Co.'s acreage is primarily located on a contiguous blocks in Yoakum County, TX with additional acreage located in Lea and Roosevelt Counties, NM. Co.'s acreage in Yoakum County offsets Permian Basin San Andres fields, including the Wasson and Brahaney Fields, from the San Andres Formation.

DEC — KEY STATS

Name:	Diversified Energy Company Plc
Website:	www.dgoc.com
Sector:	Oil & Gas Exploration & Production

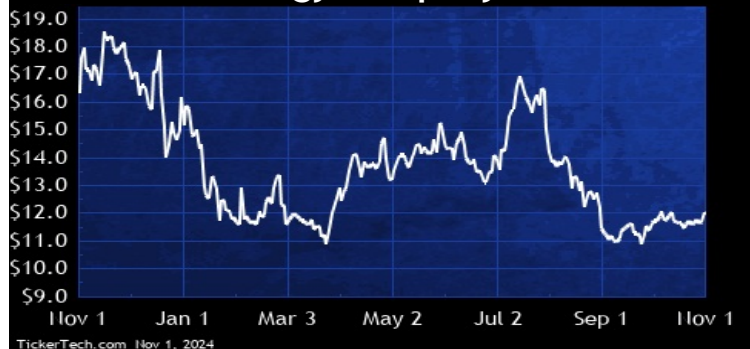
DEC DIVIDEND HISTORY



TickerTech.com Nov 1, 2024

DEC — 9.7% YIELD

Diversified Energy Company Plc

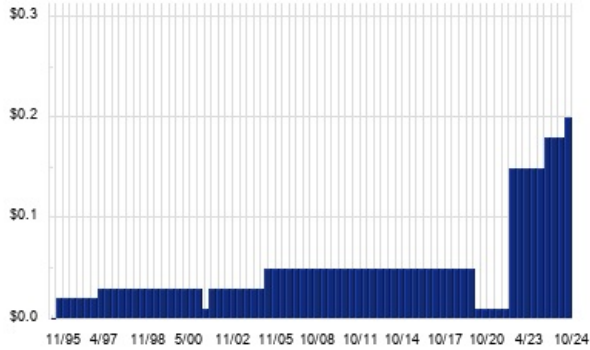


Diversified Energy is an independent energy company engaged in the production, marketing and transportation of primarily natural gas related to its synergistic U.S. onshore upstream and midstream assets. Co.'s assets are located within the Appalachian Basin of the U.S. and have expanded into the Central Region, consisting of the Cotton Valley, Haynesville and Barnett shales located in the states of Louisiana, Texas and Oklahoma.

SM – KEY STATS

Name:	SM Energy Co.
Website:	www.sm-energy.com
Sector:	Oil & Gas Exploration & Production
36 Month Beta:	1.13
Total Market Cap:	\$4,784,000,000
% Held by Institutions:	99.02%
% Held by ETFs:	500.72%

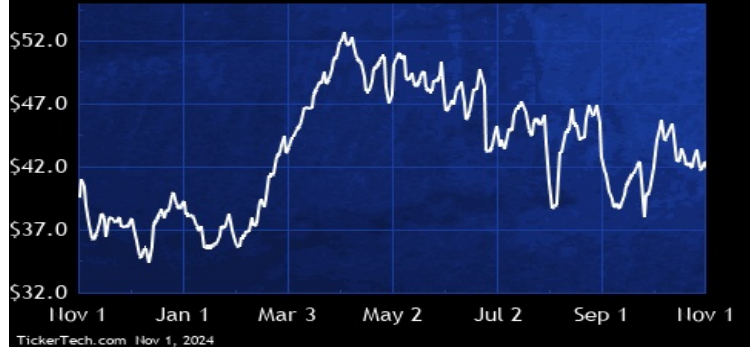
SM DIVIDEND HISTORY



TickerTech.com Nov 1, 2024

SM – 1.9% YIELD

SM Energy Co.

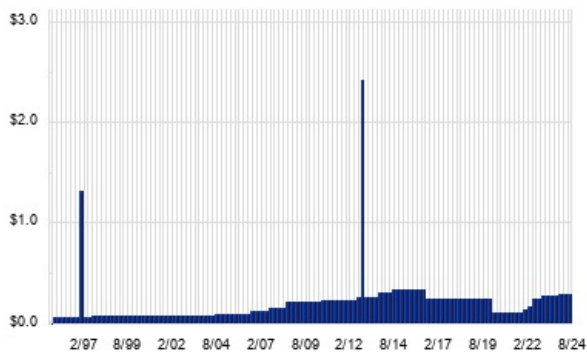


SM Energy is an independent energy company engaged in the acquisition, exploration, development, and production of oil, gas, and natural gas liquids in the state of Texas. Co.'s operations are concentrated in the Midland Basin and South Texas.

MUR – KEY STATS

Name:	Murphy Oil Corp
Stock buyback:	MUR buyback
Website:	www.murphyoilcorp.com
Sector:	Oil & Gas Exploration & Production
36 Month Beta:	0.88
Total Market Cap:	\$4,712,000,000
% Held by Institutions:	80.1%
% Held by ETFs:	249.50%

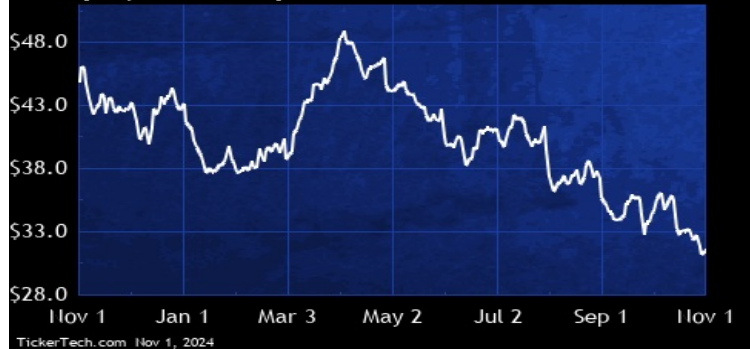
MUR DIVIDEND HISTORY



TickerTech.com Nov 1, 2024

MUR – 3.8% YIELD

Murphy Oil Corp

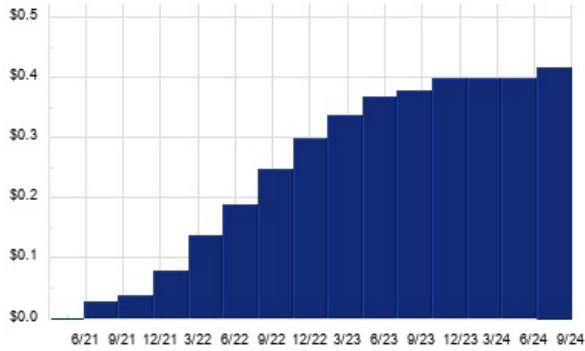


Murphy Oil is a holding company. Through its subsidiaries, Co. is a global oil and natural gas exploration and production company. Co. produces crude oil, natural gas and natural gas liquids primarily in the U.S. and Canada and explores for crude oil, natural gas and natural gas liquids in targeted areas worldwide. Co.'s principal exploration and production activities are conducted in the U.S. by wholly-owned Murphy Exploration & Production Company - USA and its subsidiaries, in Canada by wholly-owned Murphy Oil Company Ltd. and its subsidiaries, and in Australia, Brazil, Brunei, Mexico and Vietnam by wholly-owned Murphy Exploration & Production Company - International and its subsidiaries.

NOG – KEY STATS

Name:	Northern Oil & Gas Inc (MN)
Stock buyback:	NOG buyback
Website:	www.northernoil.com
Sector:	Oil & Gas Exploration & Production
36 Month Beta:	1.28
Total Market Cap:	\$3,685,000,000
% Held by Institutions:	83.6%
% Held by ETFs:	416.47%

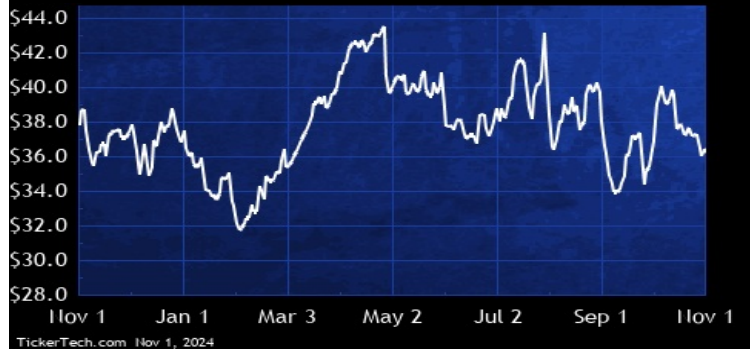
NOG DIVIDEND HISTORY



TickerTech.com Nov 1, 2024

NOG – 4.6% YIELD

Northern Oil & Gas Inc

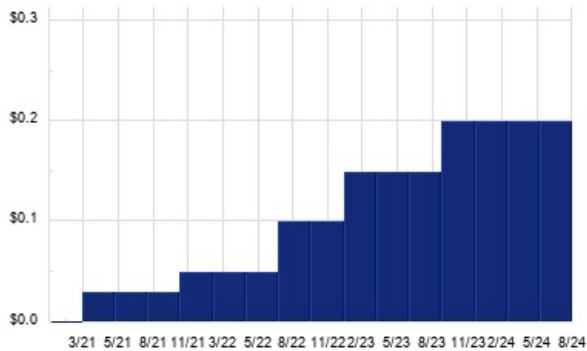


Northern Oil and Gas is an energy company engaged in the acquisition, exploration, development and production of oil and natural gas properties, primarily in the Williston Basin, the Appalachian Basin and the Permian Basin. Co. primarily engage in oil and natural gas exploration and production by participating on a proportionate basis alongside third-party interests in wells drilled and completed in spacing units that include Co.'s acreage. In addition, Co. acquires wellbore-only working interests in wells in which Co. does not hold the leasehold interests from third parties unable or unwilling to participate in particular well proposals.

MTDR – KEY STATS

Name:	Matador Resources Co
Website:	www.matadorresources.com
Sector:	Oil & Gas Exploration & Production
36 Month Beta:	1.25
Total Market Cap:	\$6,453,000,000
% Held by Institutions:	95.63%
% Held by ETFs:	251.91%

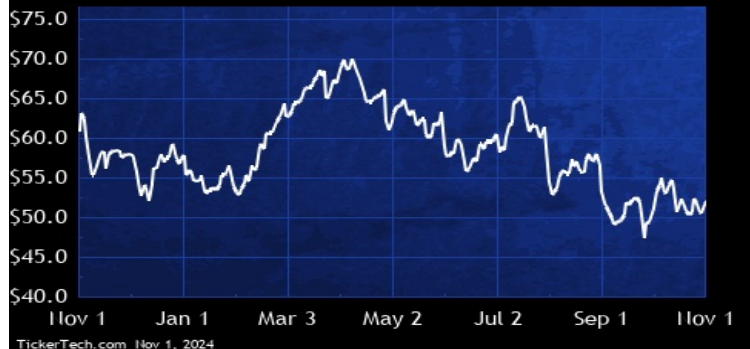
MTDR DIVIDEND HISTORY



TickerTech.com Nov 1, 2024

MTDR – 1.9% YIELD

Matador Resources Co

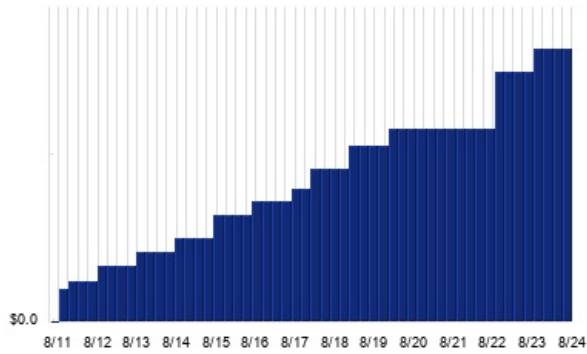


Matador Resources is an independent energy company engaged in the exploration, development, production and acquisition of oil and natural gas resources in the U.S., with a focus on oil and natural gas shale and other unconventional plays. Co.'s operations are focused primarily on the oil and liquids-rich portion of the Wolfcamp and Bone Spring plays in the Delaware Basin in Southeast New Mexico and West Texas. Co. also operates in the Eagle Ford shale play in South Texas and the Haynesville shale and Cotton Valley plays in Northwest Louisiana. Additionally, Co. conducts midstream operations through its midstream joint ventures, San Mateo Midstream, LLC and San Mateo Midstream II, LLC.

MPC — KEY STATS

Name:	Marathon Petroleum Corp.
Stock buyback:	MPC buyback
Website:	www.marathonpetroleum.com
Sector:	Oil & Gas Refining & Marketing
36 Month Beta:	0.60
Total Market Cap:	\$48,449,000,000
% Held by Institutions:	38.06%
% Held by ETFs:	380.36%

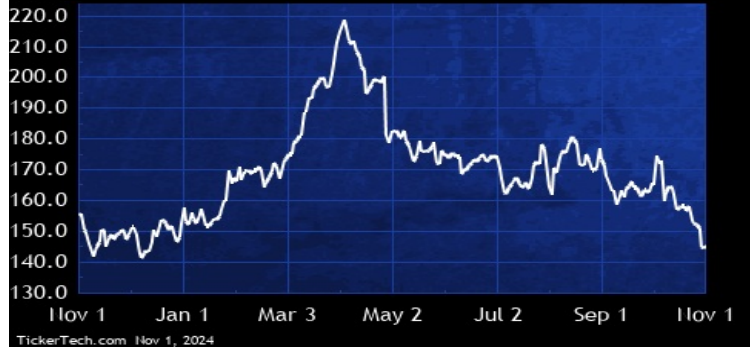
MPC DIVIDEND HISTORY



TickerTech.com Nov 1, 2024

MPC — 2.5% YIELD

Marathon Petroleum Corp.

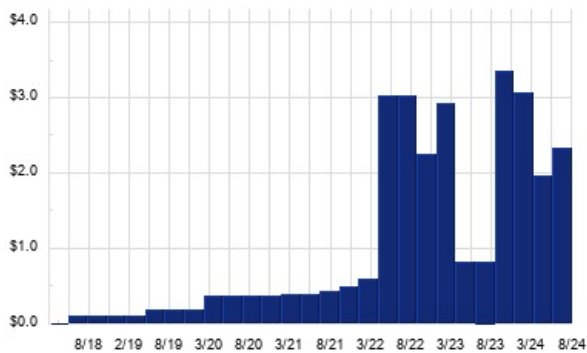


Marathon Petroleum is a downstream energy company. Co.'s segments are: Refining and Marketing, which refines crude oil and other feedstocks, including renewable feedstocks, at Co.'s refineries in the Gulf Coast, Mid-Continent and West Coast regions of the U.S., purchases refined products and ethanol for resale and distributes refined products, including renewable diesel, through transportation, storage, distribution and marketing services provided by its Midstream segment; and Midstream, which transports, stores, distributes and markets crude oil and refined products principally for the Refining and Marketing segment via refining logistics assets, pipelines, terminals, towboats and barges.

FANG — KEY STATS

Name:	Diamondback Energy, Inc.
Website:	www.diamondbackenergy.com
Sector:	Oil & Gas Exploration & Production
36 Month Beta:	0.68
Total Market Cap:	\$31,513,000,000
% Held by Institutions:	88.99%
% Held by ETFs:	618.04%

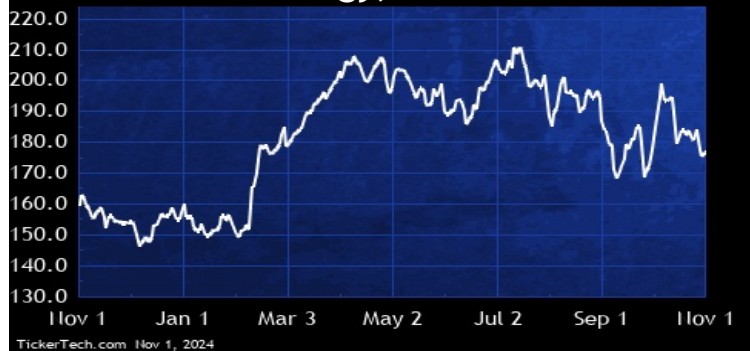
FANG DIVIDEND HISTORY



TickerTech.com Nov 1, 2024

FANG — 2.0% YIELD

Diamondback Energy, Inc.

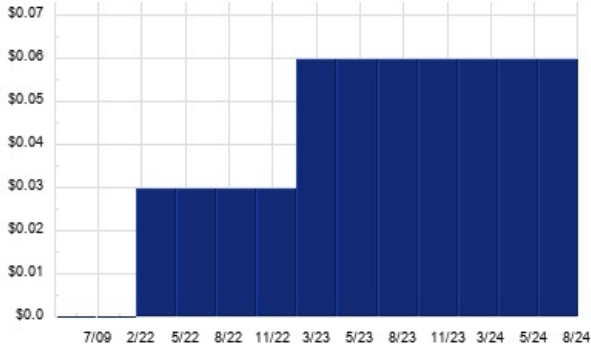


Diamondback Energy is an independent oil and natural gas company. Co. operates in the following segments: the upstream segment, which is engaged in the acquisition, development, exploration and exploitation of unconventional, onshore oil and natural gas reserves primarily in the Permian Basin in West Texas; and (ii) through its subsidiary, Rattler Midstream LP, the midstream operations segment, which is focused on ownership, operation, development and acquisition of the midstream infrastructure assets in the Midland and Delaware Basins of the Permian Basin.

EGY – KEY STATS

Name:	VAALCO Energy, Inc.
Stock buyback:	EGY buyback
Website:	www.vaalco.com
Sector:	Oil & Gas Exploration & Production
36 Month Beta:	0.27
Total Market Cap:	\$550,000,000
% Held by Institutions:	98.28%
% Held by ETFs:	30.65%

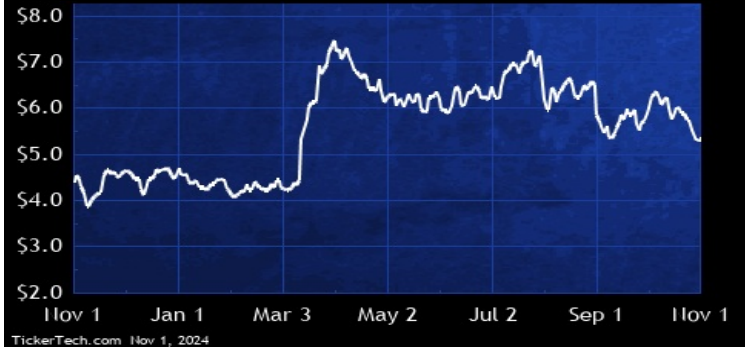
EGY DIVIDEND HISTORY



TickerTech.com Nov 1, 2024

EGY – 4.7% YIELD

VAALCO Energy, Inc.

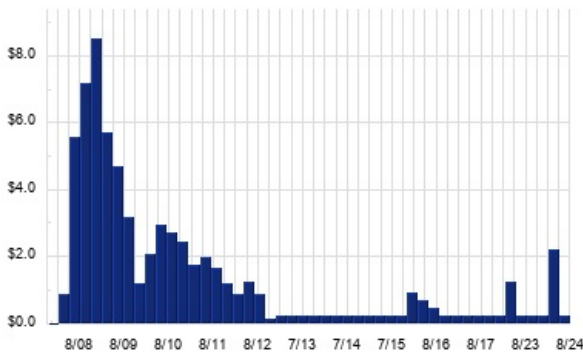


VAALCO Energy is an independent energy company engaged in the acquisition, exploration, development and production of crude oil, natural gas and natural gas liquids. Co. is primarily engaged in its Etame Production Sharing Contract related to the Etame Marin block located offshore the Republic of Gabon in West Africa. Co. also owns interests in an undeveloped block offshore Equatorial Guinea, West Africa.

TNK – KEY STATS

Name:	Teekay Tankers Ltd (New)
Stock buyback:	TNK buyback
Website:	www.teekaytankers.com
Sector:	Oil & Gas Equipment & Services
36 Month Beta:	NA
Total Market Cap:	\$1,393,000,000
% Held by Institutions:	NA%
% Held by ETFs:	148.65%

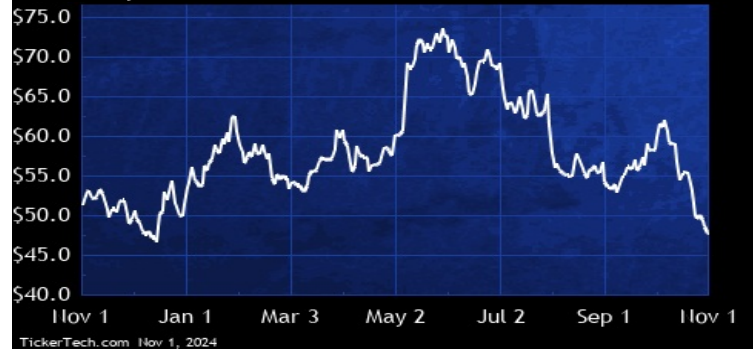
TNK DIVIDEND HISTORY



TickerTech.com Nov 1, 2024

TNK – 2.1% YIELD

Teekay Tankers Ltd



Teekay Tankers is an international provider of marine transportation to global oil industries. Co. has one reportable segment. Co.'s tanker segment consists of crude oil and product tankers that are subject to long-term, fixed-rate time-charter contracts (which have an original term of one year or more), operate in the spot tanker market, or are subject to time-charters that are priced on a spot market basis or are short-term, fixed-rate contracts (which have original terms of less than one year), including those employed on full service lightering contracts. In addition, Co.'s tanker segment includes its U.S.-based ship-to-ship support services.

 **Energy Stock Channel**

 **Dividend Channel**

Nothing in Dividend Channel is intended to be investment advice, nor does it represent the opinion of, counsel from, or recommendations by BNK Invest Inc. or any of its affiliates, subsidiaries or partners. None of the information contained herein constitutes a recommendation that any particular security, portfolio, transaction, or investment strategy is suitable for any specific person. All viewers agree that under no circumstances will BNK Invest, Inc., its subsidiaries, partners, officers, employees, affiliates, or agents be held liable for any loss or damage caused by your reliance on information obtained. By visiting, using or viewing this site, you agree to the following [Full Disclaimer & Terms of Service](#). Video widget and dividend videos powered by Market News Video. Quote data delayed at least 20 minutes; data powered by Ticker Technologies, and Mergent. [Contact Dividend Channel](#); [Meet Our Editorial Staff](#).