

## 10 Yield Gushing Energy Stocks

<http://www.energystockchannel.com/>

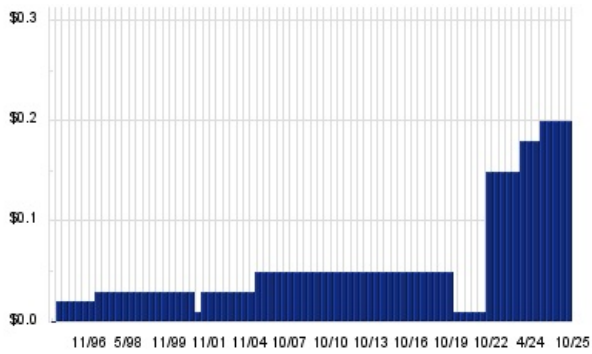
Energy Stock Channel paired our coverage universe of energy stocks, with Dividend Channel's proprietary DividendRank formula, to bring you this list of 10 top ranked energy dividend stocks. The DividendRank formula considers a variety of data – dividend history & yield, book value, quarterly earnings – and compares it to the stock's trading data to come up with certain calculations about profitability and about the stock's valuation (whether we think it looks "cheap" or "expensive"). The result is this list of the top most "interesting" ideas that merit further research.



## SM – KEY STATS

Name: SM Energy Co.  
Website: [www.sm-energy.com](http://www.sm-energy.com)  
Sector: Oil & Gas Exploration & Production

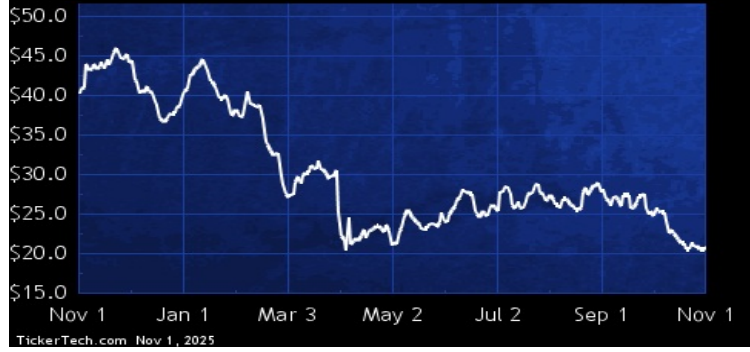
## SM DIVIDEND HISTORY



TickerTech.com Nov 1, 2025

## SM – 3.9% YIELD

### SM Energy Co.

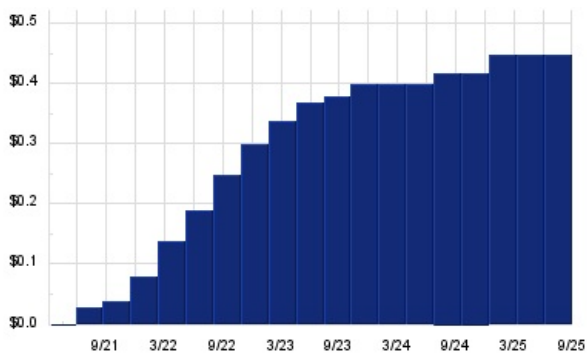


SM Energy Co. is an independent energy company. Co. is engaged in the acquisition, exploration, development, and production of oil, gas, and natural gas liquid (NGL) in the state of Texas. Co.'s asset portfolio is comprised of assets in the Midland Basin of West Texas and in the Maverick Basin of South Texas. Co.'s Midland Basin assets are located in the Permian Basin in West Texas and are comprised of approximately 110,000 net acres and include its RockStar assets in Howard and Martin Counties, Texas, its Sweetie Peck assets in Upton and Midland Counties, and Klondike assets in Dawson and northern Martin counties (Midland Basin).

## NOG – KEY STATS

Name: Northern Oil & Gas Inc (MN)  
Stock buyback: [NOG buyback](#)  
Website: [www.northernoil.com](http://www.northernoil.com)  
Sector: Oil & Gas Exploration & Production

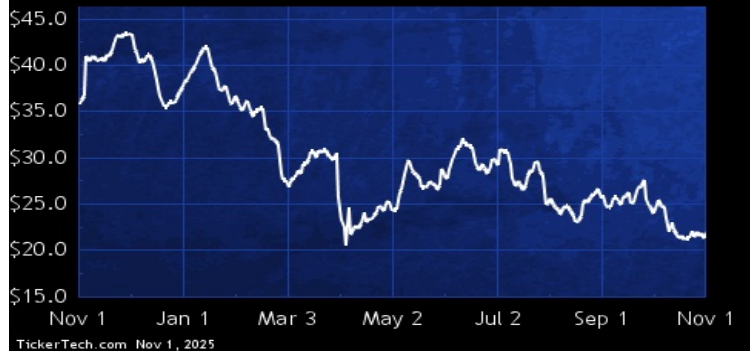
## NOG DIVIDEND HISTORY



TickerTech.com Nov 1, 2025

## NOG – 8.4% YIELD

### Northern Oil & Gas Inc

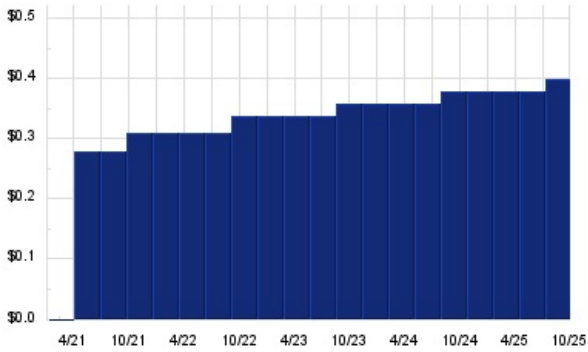


Northern Oil and Gas, Inc. is a real asset company that focuses on acquiring and investing in non-operated minority working and mineral interests in the hydrocarbon producing basins within the contiguous U.S.. Its business is crude oil and natural gas exploration, development, and production with operations in the U.S.. Its 300,000-acre portfolio is distributed across the Williston, Permian and Appalachia Basins. Its portfolio comprises 300,000 acres of low-breakeven land with over 10,000 wells. Diversified by basin and across commodity type, its wells are operated by over 100 public and private operators.

## REPX — KEY STATS

Name: Riley Exploration Permian Inc  
 Website: [www.tengasco.com](http://www.tengasco.com)  
 Sector: Oil & Gas Exploration & Production

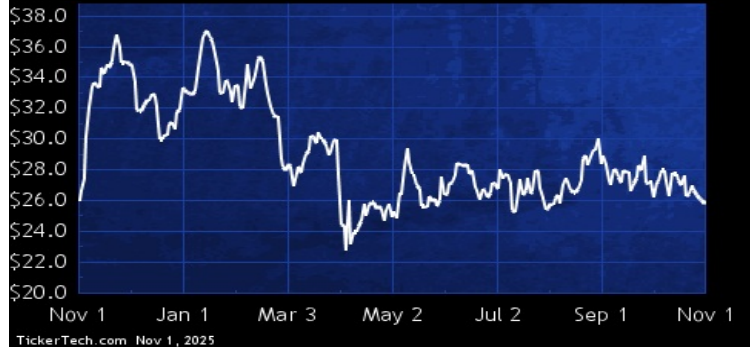
## REPX DIVIDEND HISTORY



TickerTech.com Nov 1, 2025

## REPX — 6.2% YIELD

### Riley Exploration Permian Inc

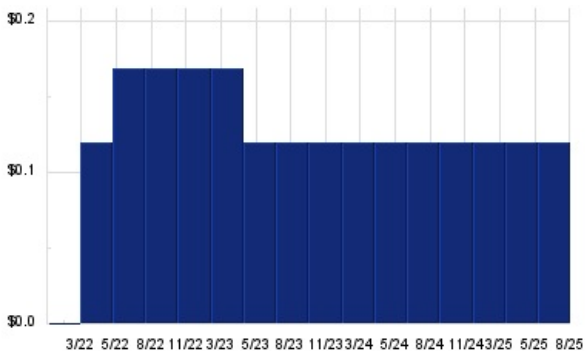


Riley Exploration Permian, Inc., together with its subsidiaries is an independent oil and natural gas company. Co. is focused on the acquisition, exploration, development and production of oil, natural gas, and natural gas liquids. Co. focuses on horizontal drilling and completions applied to conventional formations in the Permian Basin. The Permian Basin is an oil and natural gas producing area located in West Texas and the adjoining area of Southeastern New Mexico covering an area approximately 250 miles wide and 300 miles long, and encompasses several sub-basins, including the Delaware Basin, Midland Basin, Central Basin Platform and Northwest Shelf.

## CRGY — KEY STATS

Name: Crescent Energy Co  
 Sector: Oil & Gas Exploration & Production

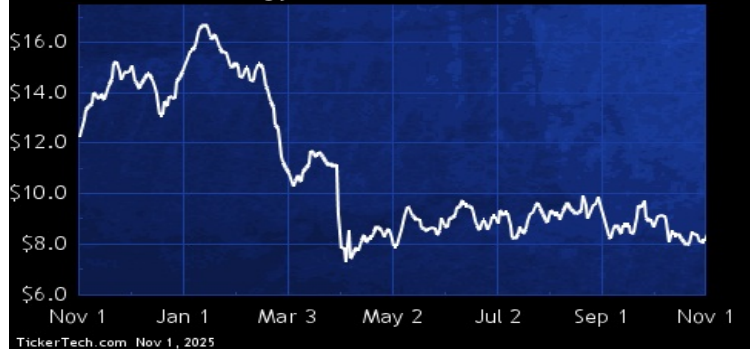
## CRGY DIVIDEND HISTORY



TickerTech.com Nov 1, 2025

## CRGY — 5.9% YIELD

### Crescent Energy Co

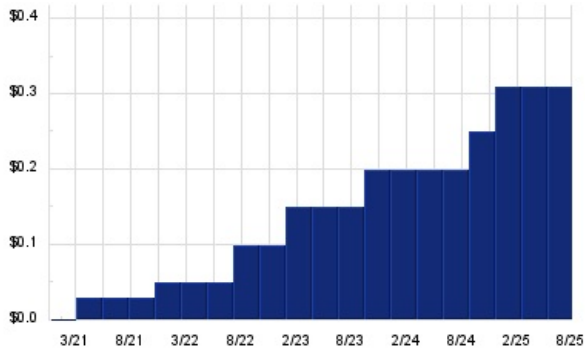


Crescent Energy Co. is an energy company. Co.'s operations are focused on Texas and the Rockies with active development in the Eagle Ford and Uinta basins. It also operates conventional assets in Wyoming, where it is active in carbon capture, use and storage (CCUS). It is an operator in the Eagle Ford with a proven ability to scale and safely capture operational upside. It operates in both the oil and condensate windows of the Eagle Ford. Its Uinta position has a large inventory of low-risk undeveloped locations with significant resource potential across multiple, prolific formations.

## MTDR — KEY STATS

Name: Matador Resources Co  
Website: [www.matadorresources.com](http://www.matadorresources.com)  
Sector: Oil & Gas Exploration & Production

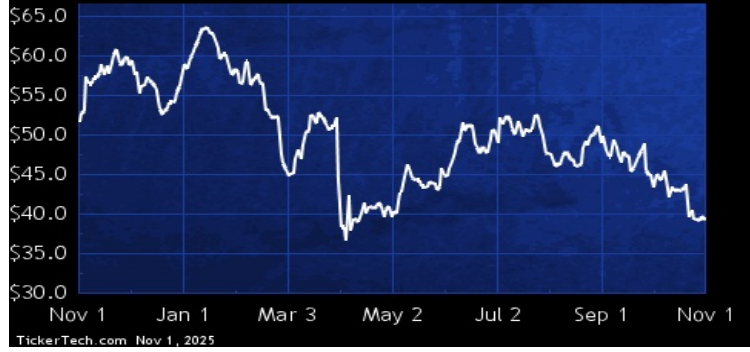
## MTDR DIVIDEND HISTORY



TickerTech.com Nov 1, 2025

## MTDR — 3.8% YIELD

### Matador Resources Co

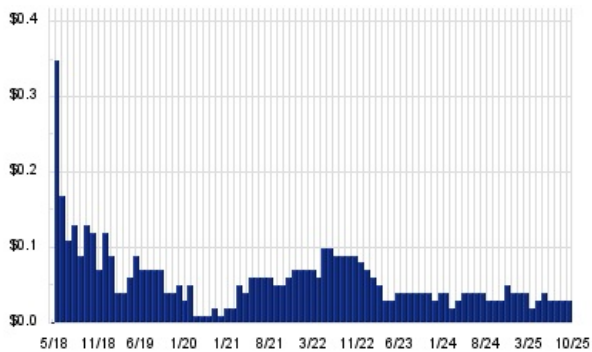


Matador Resources Co. is an independent energy company. Co. is engaged in the exploration, development, production and acquisition of oil and natural gas resources in the U.S., with an emphasis on oil and natural gas shale and other unconventional plays. It operates through two segments: exploration and production and midstream. The exploration and production segment are engaged in the exploration, development, production and acquisition of oil and natural gas resources in the U.S. and is focused primarily on the oil and liquids-rich portion of the Wolfcamp and Bone Spring plays in the Delaware Basin in Southeast New Mexico and West Texas.

## PRT — KEY STATS

Name: PermRock Royalty Trust  
Website: [www.permrock.com](http://www.permrock.com)  
Sector: Oil & Gas Exploration & Production

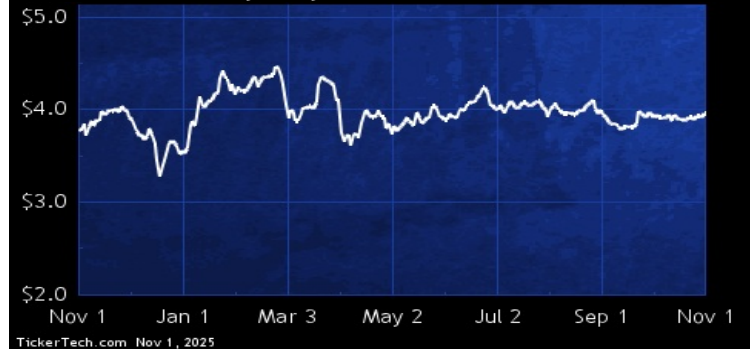
## PRT DIVIDEND HISTORY



TickerTech.com Nov 1, 2025

## PRT — 9.6% YIELD

### PermRock Royalty Trust



PermRock Royalty Trust (the Trust) is a statutory trust. The Trust owns a net profits interest representing the right to receive 80% of the net profits from the sale of oil and natural gas production from certain properties owned by Boaz Energy II, LLC (Boaz Energy) in the Permian Basin of West Texas. The underlying properties consist of about 31,354 gross (22,394 net) acres in the Permian Basin. The Permian Basin extends over 75,000 square miles in West Texas and Southeastern New Mexico. The underlying properties consist of four operating areas. Permian Clearfork area consists of about 2,434 net acres on the Central Basin Platform of the Permian Basin in Hockley and Terry Counties, Texas.

## PAA — KEY STATS

Name: Plains All American Pipeline LP  
 Website: [www.plainsallamerican.com](http://www.plainsallamerican.com)  
 Sector: Oil & Gas Equipment & Services

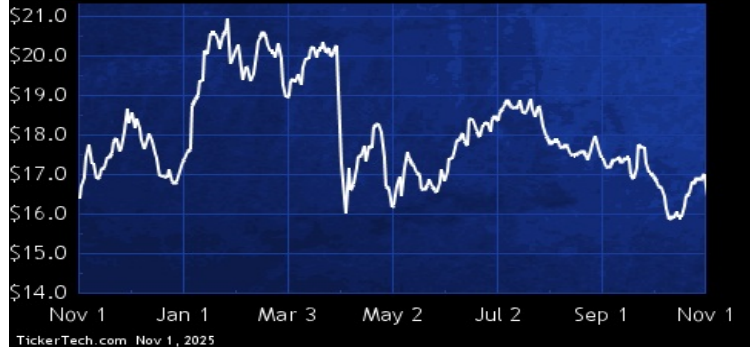
## PAA DIVIDEND HISTORY



TickerTech.com Nov 1, 2025

## PAA — 8.9% YIELD

### Plains All American Pipeline LP

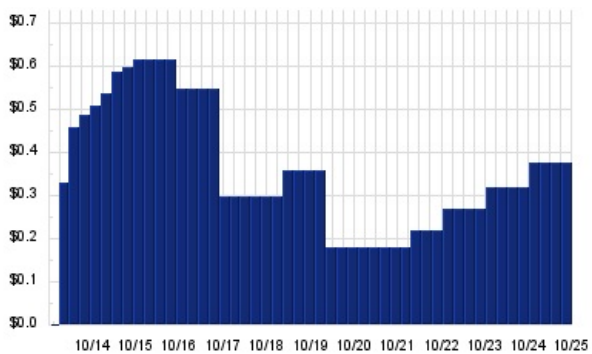


Plains All American Pipeline, L.P. is a North American midstream service provider with a network of pipeline transportation, terminalling, storage, and gathering assets in key crude oil and natural gas liquids (NGL) producing basins, including the Permian Basin, and major market hubs in the U.S. and Canada. It operates in two segments: Crude Oil and NGL. The Crude Oil segment focuses on gathering and transporting crude oil via pipelines, gathering systems, trucks, barges, or railcars, and providing terminalling and storage services. The NGL segment handles natural gas processing, NGL fractionation, storage, transportation, and terminalling services for third-party customers.

## PAGP — KEY STATS

Name: Plains GP Holdings LP  
 Website: [www.plains.com](http://www.plains.com)  
 Sector: Oil & Gas Equipment & Services

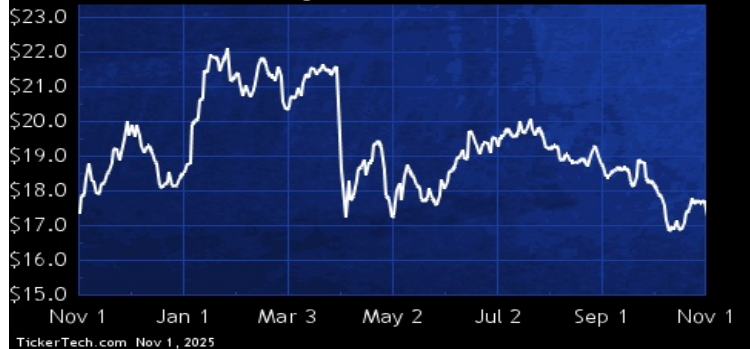
## PAGP DIVIDEND HISTORY



TickerTech.com Nov 1, 2025

## PAGP — 8.6% YIELD

### Plains GP Holdings LP

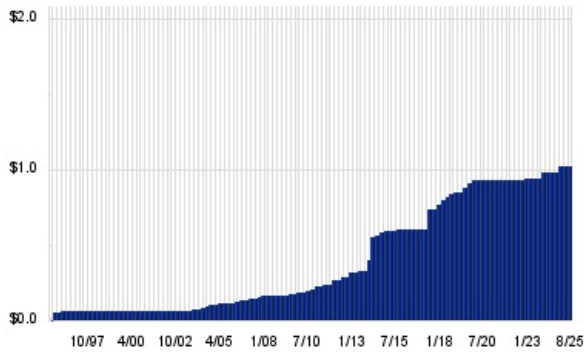


Plains GP Holdings, L.P. is a limited partnership. Co. owns and operates critical midstream infrastructure systems that connect various producing regions to key demand centers and export terminals. Co. operates through two segments: Crude Oil and Natural Gas Liquids (NGL). The Crude Oil segment operations generally consist of gathering and transporting crude oil using pipelines, gathering systems, trucks and at times on barges or railcars, in addition to providing terminalling, storage and other related services utilizing its integrated assets across the U.S. and Canada.

## OKE — KEY STATS

Name:	ONEOK Inc
Stock buyback:	<a href="#">OKE buyback</a>
Website:	<a href="http://www.oneok.com">www.oneok.com</a>
Sector:	<a href="#">Oil &amp; Gas Exploration &amp; Production</a>

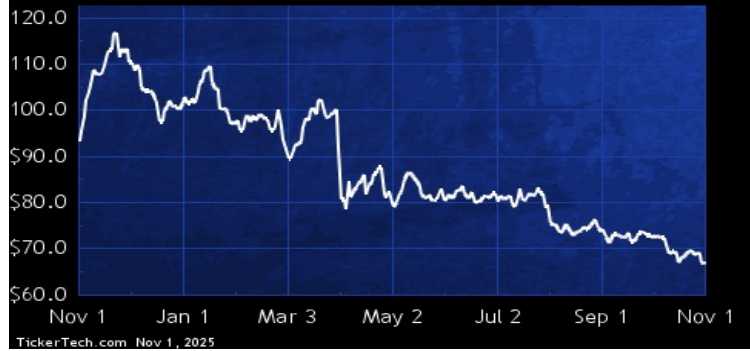
## OKE DIVIDEND HISTORY



TickerTech.com Nov 1, 2025

## OKE — 6.2% YIELD

### ONEOK Inc

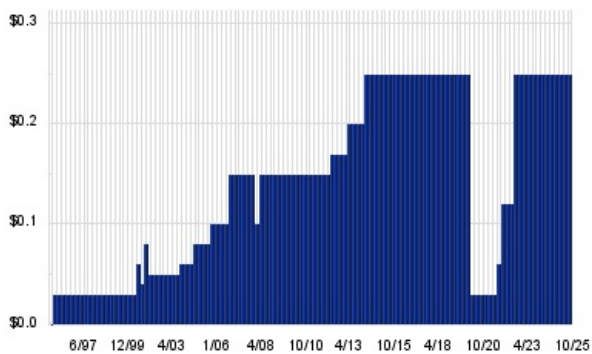


Oneok, Inc. is a midstream service provider offering gathering, processing, fractionation, transportation, storage, and marine export services. It operates in four segments: Natural Gas Gathering and Processing (serving producers in the northern and central U.S.), Natural Gas Liquids (handling NGLs in the southern and Rocky Mountain regions), Natural Gas Pipelines (transporting and storing natural gas), and Refined Products and Crude (handling refined products and crude oil, plus related commodity activities). These operations span several key U.S. regions, including North Dakota, Montana, Wyoming, Kansas, Oklahoma, Texas, New Mexico, and the Rocky Mountains.

## APA — KEY STATS

Name:	APA Corp
Stock buyback:	<a href="#">APA buyback</a>
Website:	<a href="http://www.apachecorp.com">www.apachecorp.com</a>
Sector:	<a href="#">Oil &amp; Gas Exploration &amp; Production</a>

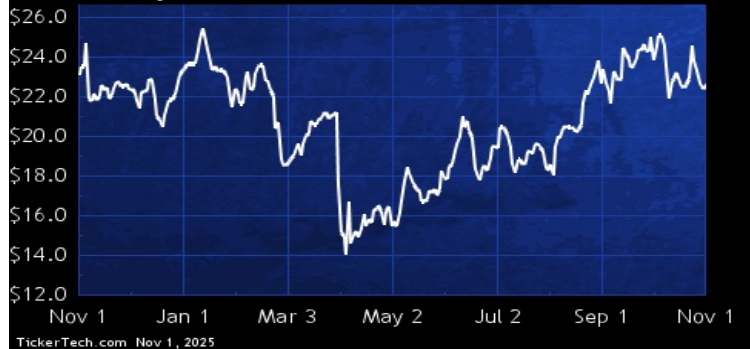
## APA DIVIDEND HISTORY



TickerTech.com Nov 1, 2025

## APA — 4.5% YIELD

### APA Corp



APA Corporation is an independent energy company. Co. owns subsidiaries that explore for and produce oil and natural gas in the U.S., Egypt, and the United Kingdom, and that explore for oil and natural gas offshore Suriname. Co.'s upstream business has oil and gas operations in three geographic areas: the U.S., Egypt and offshore the United Kingdom in the North Sea (North Sea). It also has active exploration and appraisal operations ongoing in Suriname, as well as interests in Uruguay and other international locations. It maintains a diversified asset portfolio, including conventional and unconventional, onshore and offshore, oil and natural gas exploration and production interests.

 **Energy Stock Channel**

 **Dividend Channel**

Nothing in Dividend Channel is intended to be investment advice, nor does it represent the opinion of, counsel from, or recommendations by BNK Invest Inc. or any of its affiliates, subsidiaries or partners. None of the information contained herein constitutes a recommendation that any particular security, portfolio, transaction, or investment strategy is suitable for any specific person. All viewers agree that under no circumstances will BNK Invest, Inc., its subsidiaries, partners, officers, employees, affiliates, or agents be held liable for any loss or damage caused by your reliance on information obtained. By visiting, using or viewing this site, you agree to the following [Full Disclaimer & Terms of Service](#). Video widget and dividend videos powered by Market News Video. Quote data delayed at least 20 minutes; data powered by Ticker Technologies, and Mergent. [Contact Dividend Channel](#); [Meet Our Editorial Staff](#).

