

## 10 Yield Gushing Energy Stocks

<http://www.energystockchannel.com/>

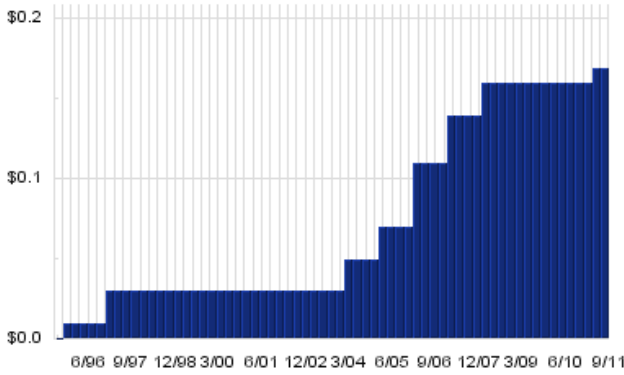
Energy Stock Channel paired our coverage universe of energy stocks, with Dividend Channel's proprietary DividendRank formula, to bring you this list of 10 top ranked energy dividend stocks. The DividendRank formula considers a variety of data – dividend history & yield, book value, quarterly earnings – and compares it to the stock's trading data to come up with certain calculations about profitability and about the stock's valuation (whether we think it looks "cheap" or "expensive"). The result is this list of the top most "interesting" ideas that merit further research.



## DVN — Key Stats

Name:	Devon Energy Corp.
Website:	<a href="http://www.devonenergy.com">www.devonenergy.com</a>
Sector:	Oil & Gas Exploration & Production
Number of ETFs Holding DVN:	69 (see which ones)
Total Market Value Held by ETFs:	\$749,760,648.3
Total Market Capitalization:	\$26,548,000,000
% of Market Cap. Held by ETFs:	2.82%

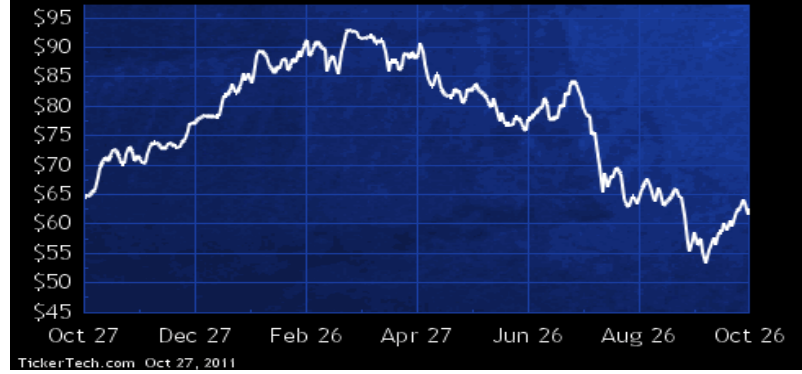
## DVN Dividend History



TickerTech.com Oct 27, 2011

## DVN — 1.1% Yield

### Devon Energy Corp.

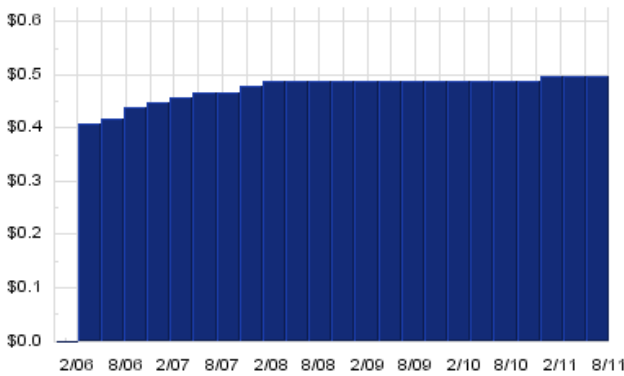


Devon Energy is an independent energy company engaged primarily in exploration, development and production of natural gas and oil. Co.'s operations are concentrated in various North American onshore areas in the U.S. and Canada. To complement its upstream oil and gas operations in North America, Co. has marketing and midstream operations, which market gas, crude oil and natural gas liquids (NGLs). Co. also constructs and operates pipelines, storage and treating facilities and natural gas processing plants. These midstream facilities are used to transport oil, gas, and NGLs and process natural gas. As of Dec 31 2010, Co. had 2.04 billion barrels of oil equivalent of proved developed reserves.

## GLP — Key Stats

Name:	Global Partners LP
Website:	<a href="http://www.globalp.com">www.globalp.com</a>
Sector:	Oil & Gas Equipment & Services

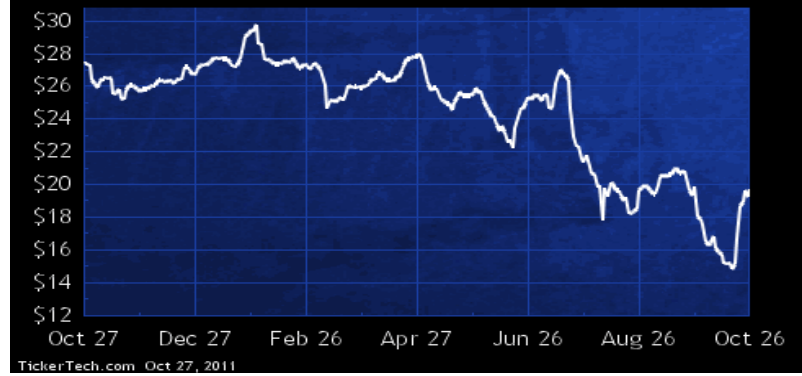
## GLP Dividend History



TickerTech.com Oct 27, 2011

## GLP — 10.4% Yield

### Global Partners LP

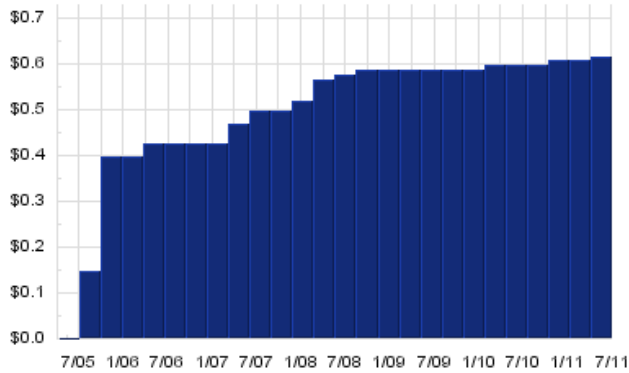


Global Partners is engaged in the wholesale and commercial distribution of refined petroleum products and small amounts of natural gas and renewable fuels, and also provides ancillary services. Co.'s Wholesale segment sells gasoline, home heating oil, diesel, kerosene and residual oil to unbranded and Mobil-branded retail gasoline stations and other resellers of transportation fuels, home heating oil retailers and wholesale distributors. Co.'s Commercial segment sells and delivers unbranded gasoline, home heating oil, diesel, kerosene, residual oil and small amounts of natural gas and renewable fuel to end user customers in the public sector and to commercial and industrial end users.

## TLP – Key Stats

Name:	Transmontaigne Partners L.P.
Website:	<a href="http://www.transmontaignepartners.com">www.transmontaignepartners.com</a>
Sector:	Oil & Gas Equipment & Services
Number of ETFs Holding TLP:	1 (see which ones)
Total Market Value Held by ETFs:	\$342,498
Total Market Capitalization:	\$519,000,000
% of Market Cap. Held by ETFs:	0.07%

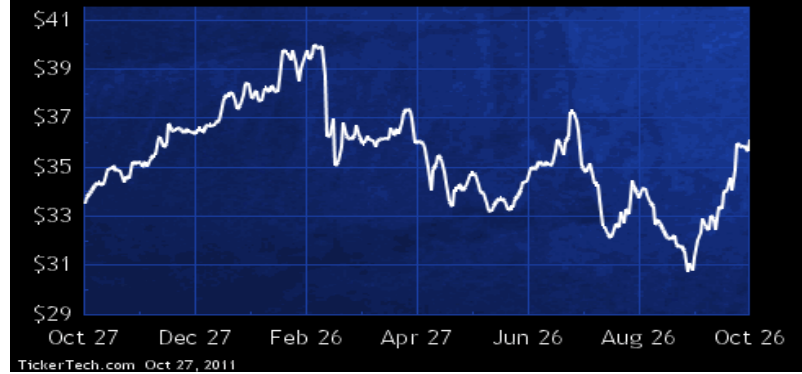
## TLP Dividend History



TickerTech.com Oct 27, 2011

## TLP – 7.0% Yield

### Transmontaigne Partners L.P.

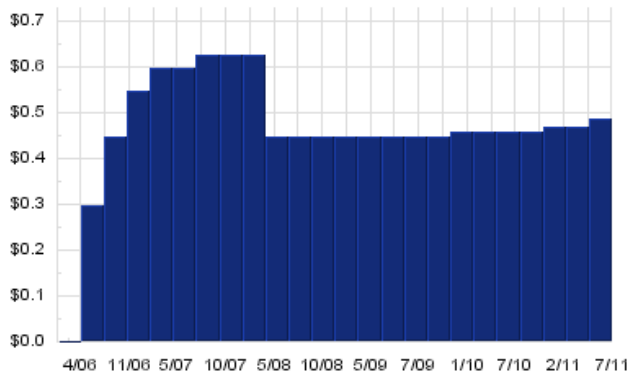


Transmontaigne Partners is a terminaling and transportation company with operations primarily in the U.S. along the Gulf Coast, in the Midwest, in Brownsville, TX, along the Mississippi and Ohio Rivers, and in the Southeast. Co. provides integrated terminaling, storage, transportation and related services for customers engaged in the distribution and marketing of light refined petroleum products, heavy refined petroleum products, crude oil, chemicals, fertilizers and other liquid products. Light refined products include gasolines, diesel fuels, heating oil and jet fuels. Heavy refined products include residual fuel oils and asphalt.

## CLMT – Key Stats

Name:	Calumet Specialty Product Partners LP
Website:	<a href="http://www.calumetspecialty.com">www.calumetspecialty.com</a>
Sector:	Oil & Gas Refining & Marketing

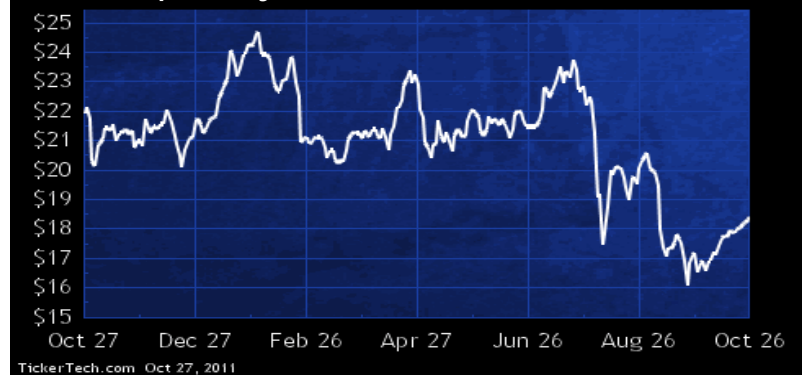
## CLMT Dividend History



TickerTech.com Oct 27, 2011

## CLMT – 10.9% Yield

### Calumet Specialty Product Partners LP

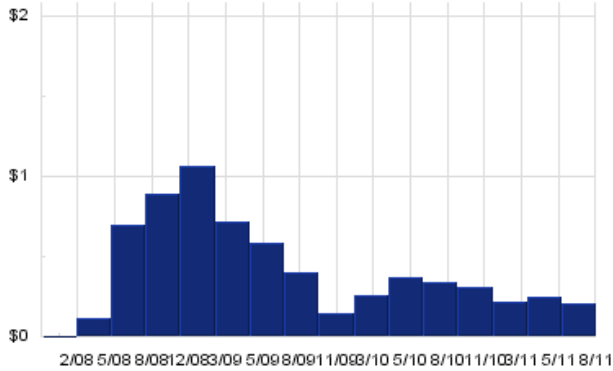


Calumet Specialty Product Partners is a producer of hydrocarbon products. Co.'s business is organized into two segments: specialty products, which processes crude oil and other feedstocks into a range of lubricating oils, white mineral oils, solvents, petrolatums and waxes, and also includes contractual arrangements with LyondellBasell and other third parties that provide it with additional volumes of finished products for this segment; and Fuel Products, which processes crude oil into a range of fuel and fuel-related products including gasoline, diesel and jet fuel. In connection with its production of specialty products and fuel products, Co. also produces asphalt and other by-products.

## TNK — Key Stats

Name:	Teekay Tankers Ltd
Website:	<a href="http://www.teekaytankers.com">www.teekaytankers.com</a>
Sector:	Oil & Gas Equipment & Services
Number of ETFs Holding TNK:	13 (see which ones)
Total Market Value Held by ETFs:	\$5,225,883.92
Total Market Capitalization:	\$197,000,000
% of Market Cap. Held by ETFs:	2.65%

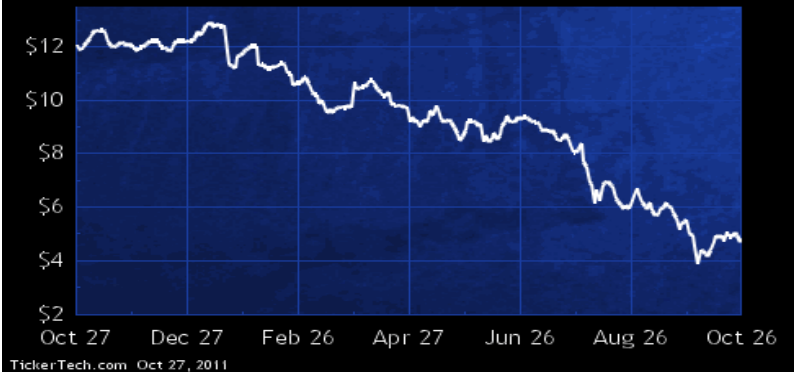
## TNK Dividend History



TickerTech.com Oct 27, 2011

## TNK — 17.8% Yield

### Teekay Tankers Ltd



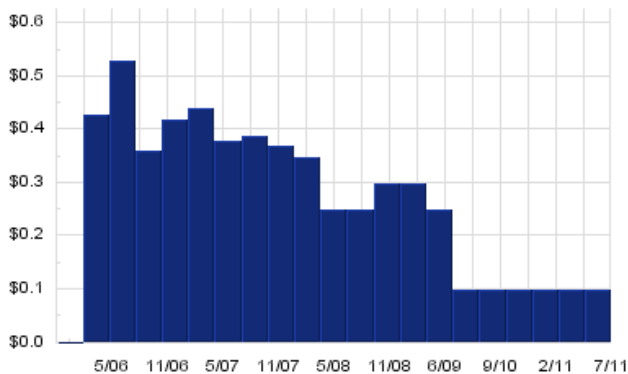
TickerTech.com Oct 27, 2011

Teekay Tankers business is to own oil tankers and employ a chartering strategy that seeks to capture upside opportunities in the spot market while using fixed-rate time charters to reduce downside risks. Co. provides of marine services to the global oil and natural gas industries and the world's operator of medium-sized oil tankers. Co. was formed by Teekay Corporation to acquire from it a fleet of double-hull Aframax-class tankers. Co.'s business is the ownership of oil tankers. As of Mar. 1, 2011, Co.'s fleet consisted of nine Aframax-class oil tankers and six Suezmax-class oil tankers, all of which are of Marshall Islands registry. Co.'s fleet has a total capacity of 1,022,700 dwt.

## DHT — Key Stats

Name:	DHT Holdings, Inc.
Sector:	Oil & Gas Equipment & Services
Number of ETFs Holding DHT:	14 (see which ones)
Total Market Value Held by ETFs:	\$2,474,243.9
Total Market Capitalization:	\$92,000,000
% of Market Cap. Held by ETFs:	2.69%

## DHT Dividend History



TickerTech.com Oct 27, 2011

## DHT — 24.7% Yield

### DHT Holdings, Inc.



TickerTech.com Oct 27, 2011

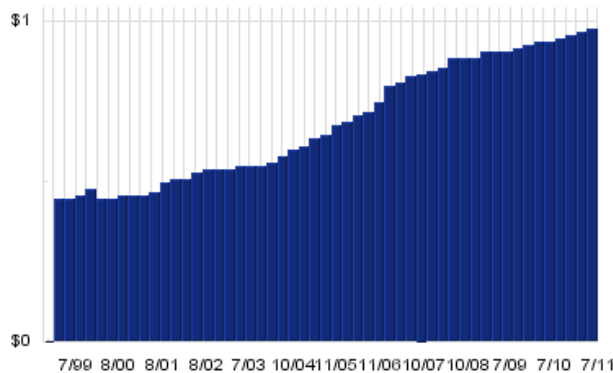
DHT Maritime operates a fleet of crude oil tankers. As of Dec 31 2010, Co.'s fleet consisted of three very large crude carriers, which are tankers ranging in size from 200,000 to 320,000 deadweight tons, or "dwt," two Suezmaxes, which are tankers ranging in size from 130,000 to 170,000 dwt, and four Aframax tankers, which are tankers ranging in size from 80,000 to 120,000 dwt. Co.'s fleet principally operates on international routes and had a combined carrying capacity of 1,656,921 dwt.



## PAA — Key Stats

Name:	Plains All American Pipeline, L.P.
Website:	<a href="http://www.paalp.com">www.paalp.com</a>
Sector:	Oil & Gas Equipment & Services
Number of ETFs Holding PAA:	3 (see which ones)
Total Market Value Held by ETFs:	\$4,189,806
Total Market Capitalization:	\$9,708,000,000
% of Market Cap. Held by ETFs:	0.04%

## PAA Dividend History



TickerTech.com Oct 27, 2011

## PAA — 6.2% Yield

### Plains All American Pipeline, L.P.



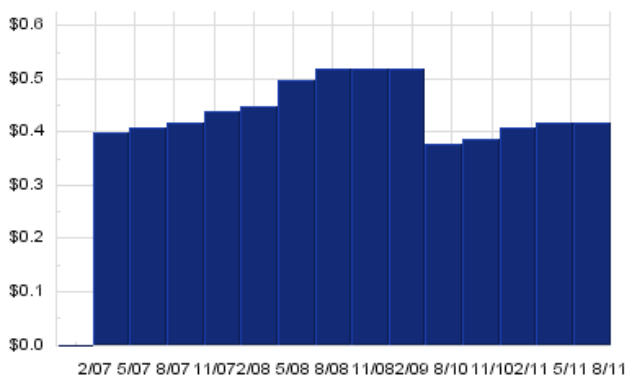
TickerTech.com Oct 27, 2011

Plains All American Pipeline is a holding company. Co. is engaged in the transportation, storage, terminalling and marketing of crude oil, refined products and liquefied petroleum gas and other natural gas-related petroleum products (LPG). Co. is also engaged in the acquisition, development and operation of natural gas storage facilities. Co. has three segments: transportation, which transports crude oil and refined products on pipelines, gathering systems, trucks and barges; facilities, which provides storage, terminalling and throughput services; and supply and logistics, which consists of the sale of gathered and bulk-purchased crude oil, refined products and LPG volumes.

## BBEP — Key Stats

Name:	BreitBurn Energy Partners LP
Website:	<a href="http://www.breitburn.com">www.breitburn.com</a>
Sector:	Oil & Gas Exploration & Production
Number of ETFs Holding BBEP:	1 (see which ones)
Total Market Value Held by ETFs:	\$1,779,501
Total Market Capitalization:	\$1,050,000,000
% of Market Cap. Held by ETFs:	0.17%

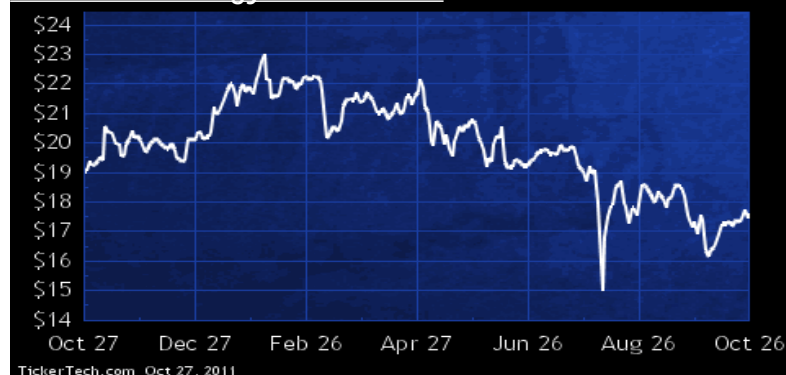
## BBEP Dividend History



TickerTech.com Oct 27, 2011

## BBEP — 9.7% Yield

### BreitBurn Energy Partners LP



TickerTech.com Oct 27, 2011

BreitBurn Energy Partners is an independent oil and gas partnership focused on the acquisition, exploitation and development of oil and gas properties in the U.S. Co.'s assets consist primarily of producing and non-producing crude oil and natural gas reserves located mainly in the Antrim Shale and other non-Antrim formations in Michigan, the Los Angeles Basin in California, the Wind River and Big Horn Basins in central Wyoming, the Sunniland Trend in Florida and the New Albany Shale in Indiana and Kentucky. As of Dec 31 2010, Co.'s total estimated proved reserves were 118.9 million barrels of oil equivalent, of which approximately 65.0 % was natural gas and 35.0% was crude oil.

 **Energy Stock Channel**

 **Dividend Channel**

Nothing in Dividend Channel is intended to be investment advice, nor does it represent the opinion of, counsel from, or recommendations by BNK Invest Inc. or any of its affiliates, subsidiaries or partners. None of the information contained herein constitutes a recommendation that any particular security, portfolio, transaction, or investment strategy is suitable for any specific person. All viewers agree that under no circumstances will BNK Invest, Inc., its subsidiaries, partners, officers, employees, affiliates, or agents be held liable for any loss or damage caused by your reliance on information obtained.

By visiting, using or viewing this site, you agree to the following [Full Disclaimer & Terms of Service](#). Video widget and dividend videos powered by Market News Video. Quote data delayed at least 20 minutes; [data powered by Ticker Technologies](#), and Mergent. [Contact Dividend Channel](#); [Meet Our Editorial Staff](#).