

10 Yield Gushing Energy Stocks

<http://www.energystockchannel.com/>

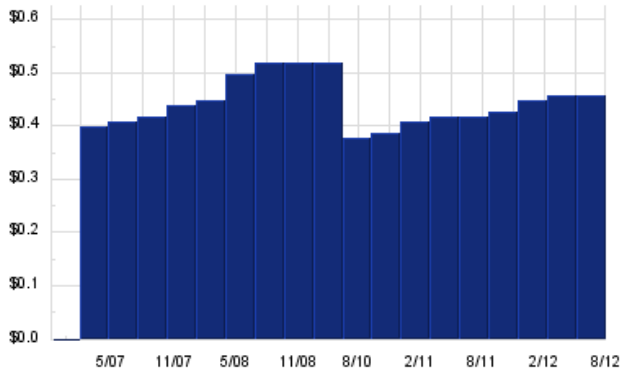
Energy Stock Channel paired our coverage universe of energy stocks, with Dividend Channel's proprietary DividendRank formula, to bring you this list of 10 top ranked energy dividend stocks. The DividendRank formula considers a variety of data – dividend history & yield, book value, quarterly earnings – and compares it to the stock's trading data to come up with certain calculations about profitability and about the stock's valuation (whether we think it looks "cheap" or "expensive"). The result is this list of the top most "interesting" ideas that merit further research.



BBEP – Key Stats

Name: [BreitBurn Energy Partners LP](#)
 Website: www.breitburn.com
 Sector: [Oil & Gas Exploration & Production](#)

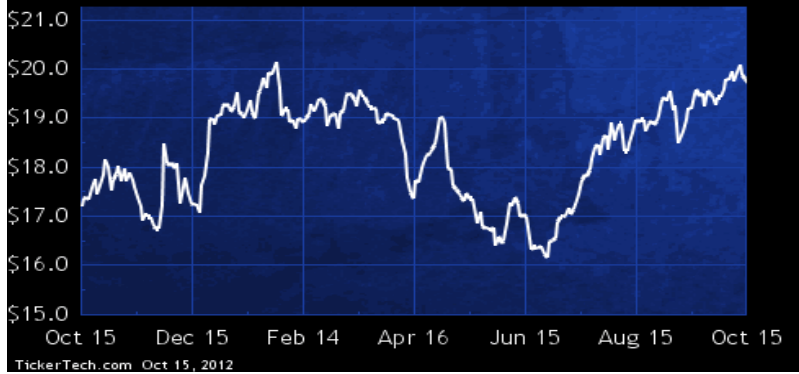
BBEP Dividend History



TickerTech.com Oct 15, 2012

BBEP – 9.3% Yield

BreitBurn Energy Partners LP



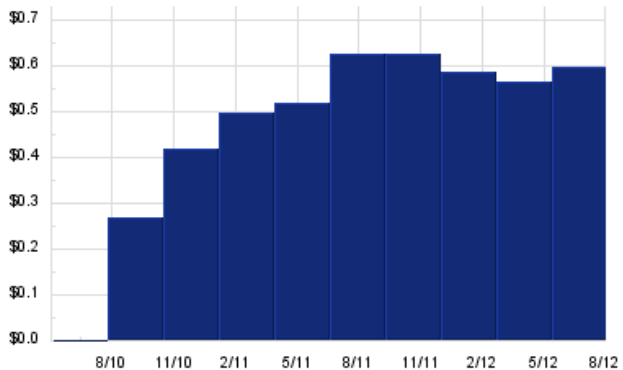
TickerTech.com Oct 15, 2012

BreitBurn Energy Partners is an independent oil and gas partnership focused on the acquisition, exploitation and development of oil and gas properties in the U.S. Co.'s assets consist primarily of producing and non-producing crude oil and natural gas reserves located mainly in the Antrim Shale and other non-Antrim formations in Michigan, the Los Angeles Basin in California, the Wind River and Big Horn Basins in central Wyoming, the Sunniland Trend in Florida and the New Albany Shale in Indiana and Kentucky. As of Dec 31 2010, Co.'s total estimated proved reserves were 118.9 million barrels of oil equivalent, of which approximately 65.0 % was natural gas and 35.0% was crude oil.

ECT – Key Stats

Name: [ECA Marcellus Trust I](#)
 Sector: [Oil & Gas Exploration & Production](#)

ECT Dividend History



TickerTech.com Oct 15, 2012

ECT – 11.7% Yield

ECA Marcellus Trust I



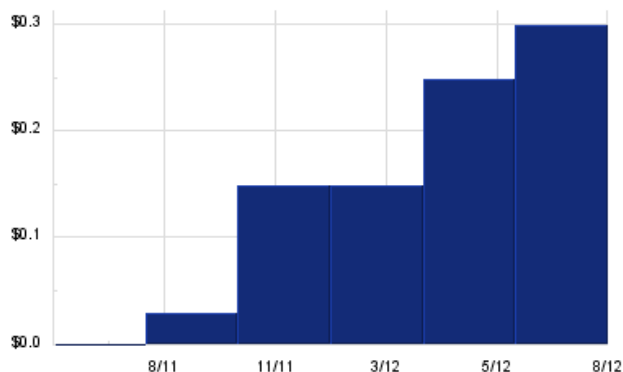
TickerTech.com Oct 15, 2012

ECA Marcellus Trust I is engaged in holding royalties in natural gas wells in the Marcellus Shale formation, in Greene County, PA. As of Dec 31 2010, the total gas reserves attributable to Co.'s interests were 102.40 billion cubic feet.

DCIX – Key Stats

Name:	Diana Containerships Inc.
Website:	www.dcontainerships.com
Sector:	Transportation & Pipelines
36 Month Beta:	1.40
Total Market Cap:	\$128,000,000
% Held by Institutions:	NA%
% Held by ETFs:	0.06%

DCIX Dividend History



TickerTech.com Oct 15, 2012

DCIX – 21.2% Yield

Diana Containerships Inc.

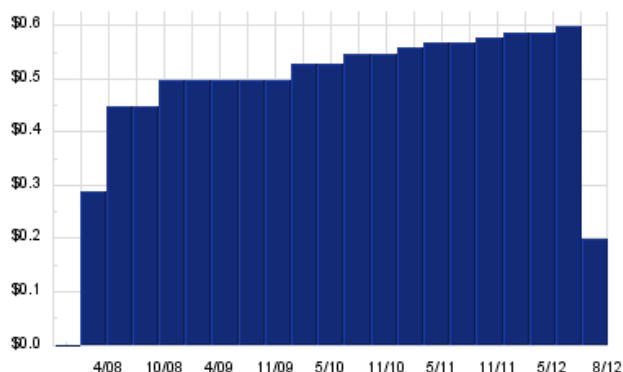


Diana Containerships is a holding company. Through its subsidiaries, Co. owns and operates containerships and pursue containership acquisition opportunities. Each of Co.'s vessels is owned by separate wholly-owned subsidiaries.

VNR – Key Stats

Name:	Vanguard Natural Resource LLC
Website:	www.vnrllc.com
Sector:	Oil & Gas Exploration & Production

VNR Dividend History



TickerTech.com Oct 15, 2012

VNR – 8.2% Yield

Vanguard Natural Resource LLC

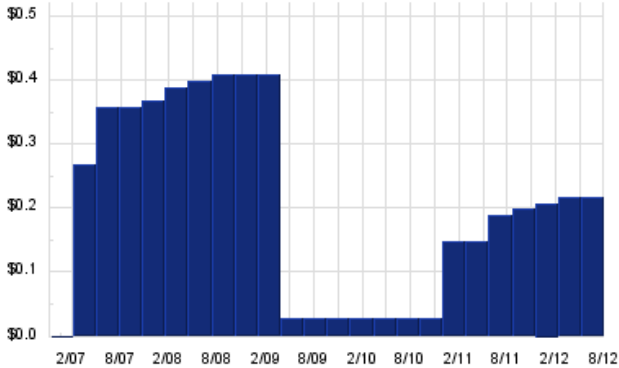


Vanguard Natural Resource is engaged in the acquisition and development of natural gas and oil properties. Co. own a 100.0% controlling interest, through certain of its subsidiaries, in properties and oil and natural gas reserves located in four operating areas: the Permian Basin in west Texas and New Mexico; south Texas; the southern portion of the Appalachian Basin, primarily in southeast Kentucky and northeast Tennessee; and Mississippi. As of Dec 31 2010, Co. had estimated proved reserves of 69.3 million barrels of oil equivalent, which consisted of approximately 38.1 million barrels (MMBbls) of crude oil, 153.9 billion cubic feet of natural gas, and 5.5 MMBbls of natural gas liquids.

EROC – Key Stats

Name:	Eagle Rock Energy Partners LP
Website:	www.eaglerockenergy.com
Sector:	Oil & Gas Equipment & Services
36 Month Beta:	1.15
Total Market Cap:	\$1,412,000,000
% Held by Institutions:	58.99%
% Held by ETFs:	0.01%

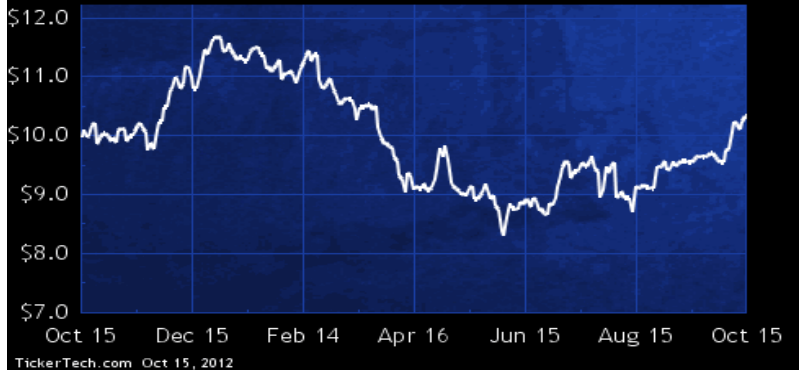
EROC Dividend History



TickerTech.com Oct 15, 2012

EROC – 8.5% Yield

Eagle Rock Energy Partners LP

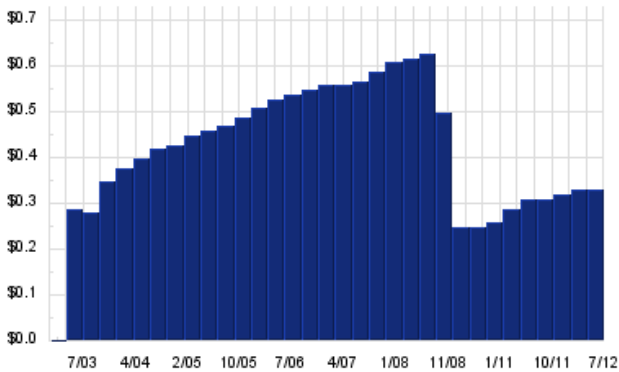


Eagle Rock Energy Partners is a limited partnership engaged in the business of gathering, compressing, treating, processing and transporting natural gas, fractionating and transporting natural gas liquids (NGLs) and marketing natural gas, condensate and NGLs in the Texas Panhandle, East Texas/Louisiana, South Texas, West Texas and Gulf of Mexico regions; and acquiring, developing and producing interests in oil and natural gas properties in Southern Alabama, East Texas, South Texas and West Texas. At Dec 31 2010, Co.'s proved reserves included about 38.40 billion cubic feet of natural gas, 8.7 million barrels of crude oil, and 6.2 million barrels of NGLs, of which 89.0% were proved developed.

XTEX – Key Stats

Name:	Crosstex Energy LP
Website:	www.crosstexenergy.com
Sector:	Oil & Gas Refining & Marketing

XTEX Dividend History



TickerTech.com Oct 15, 2012

XTEX – 8.6% Yield

Crosstex Energy LP

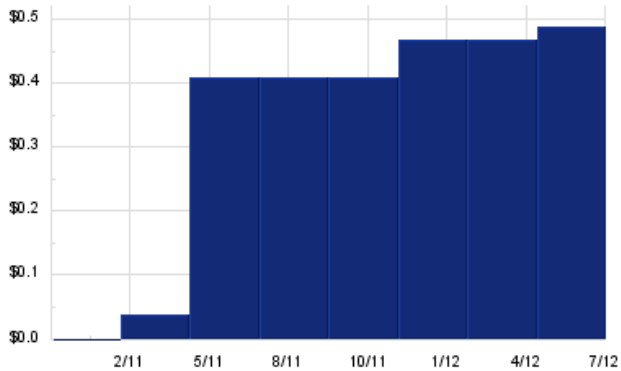


Crosstex Energy is engaged in the gathering, processing, transmission and marketing of natural gas and natural gas liquids (NGLs). Co. processes natural gas for the removal of NGLs, fractionate NGLs into purity products and market those products for a fee, transports natural gas and provides natural gas to a variety of markets. Co. purchases natural gas from natural gas producers and other supply sources and sells that natural gas to utilities, industrial consumers, other marketers and pipelines. Co. also purchases natural gas from producers not connected to its gathering systems for resale and sells natural gas on behalf of producers.

QRE — Key Stats

Name: QR Energy LP
 Website: www.qrenergyp.com
 Sector: Oil & Gas Exploration & Production

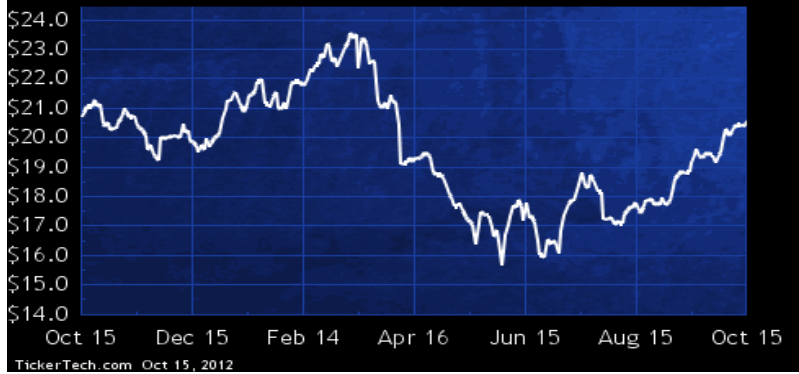
QRE Dividend History



TickerTech.com Oct 15, 2012

QRE — 9.5% Yield

QR Energy LP



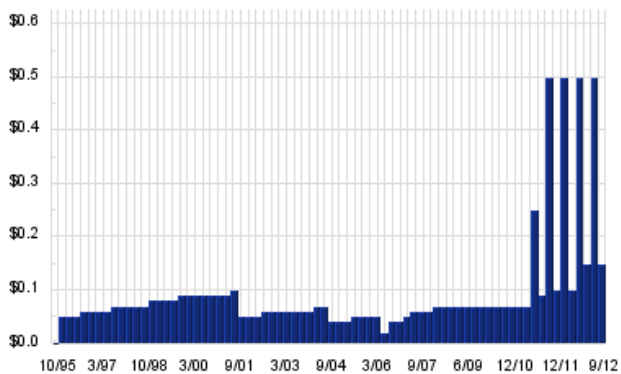
TickerTech.com Oct 15, 2012

QR Energy is engaged in the acquisition, exploitation, development and production of oil and natural gas properties and its business activities are conducted through its QRE Operating, LLC subsidiary. Co. designs and manages the development, recompletion or workover for all of the wells it operates and supervises operation and maintenance activities. Co.'s oil and gas producing properties are located in Alabama, Arkansas, Kansas, Louisiana, New Mexico, Oklahoma and Texas. As of Dec 31 2010, Co.'s estimated proved reserves were approximately 30.4 million barrels of oil equivalent, of which approximately 68% were oil and natural gas liquids and 68% were classified as proved developed reserves.

HFC — Key Stats

Name: HollyFrontier Corp.
 Website: www.hollycorp.com
 Sector: Oil & Gas Refining & Marketing
 36 Month Beta: 3.26
 Total Market Cap: \$7,733,000,000
 % Held by Institutions: 81.54%
 % Held by ETFs: 4.36%

HFC Dividend History



TickerTech.com Oct 15, 2012

HFC — 1.6% Yield

HollyFrontier Corp.



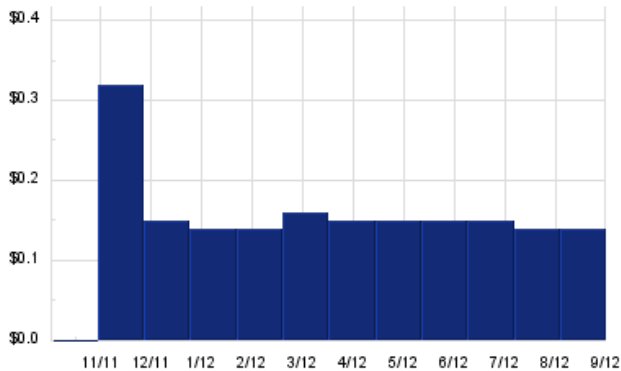
TickerTech.com Oct 15, 2012

HollyFrontier is an independent petroleum refiner that produces light products such as gasoline, diesel fuel, jet fuel, lubricant products and asphalt. Co. has two reporting segments: Refining, which involves the purchase and refining of crude oil and wholesale and branded marketing of refined products; and Holly Energy Partners, L.P. (HEP), which is engaged in transporting petroleum products and crude oil through its pipelines, leasing pipeline capacity by terminalling refined products and other hydrocarbons, and storing and providing other services at its storage tanks and terminals. As of Dec 31 2011, Co. owned a 42.0% interest in HEP that included its 2.0% general partnership interest.

NDRO — Key Stats

Name:	Enduro Royalty Trust
Sector:	Oil & Gas Exploration & Production
36 Month Beta:	1.87
Total Market Cap:	\$617,000,000
% Held by Institutions:	NA%
% Held by ETFs:	0.00%

NDRO Dividend History



TickerTech.com Oct 15, 2012

NDRO — 9.1% Yield

Enduro Royalty Trust

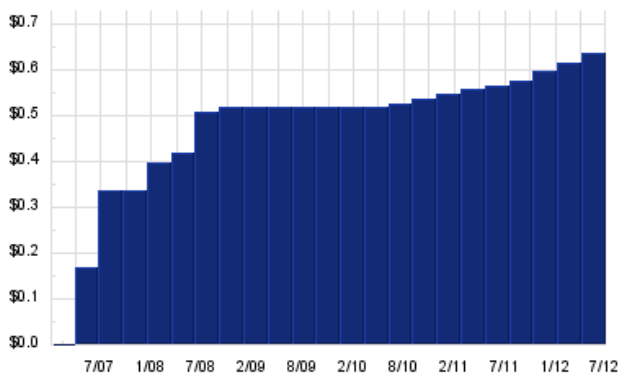


Enduro Royalty is a statutory trust which was formed to acquire and hold a net profits interest for the benefit of the Trust unitholders pursuant to an agreement between Enduro Resource Partners LLC ("Enduro"), the Trustee, and Wilmington Trust Company. These interests are in underlying properties consisting of Enduro's interests in specified oil and natural gas properties located in Texas, Louisiana and New Mexico. These properties consist of 30,319 developed oil and natural gas wells at Dec 31 2010, and 30,467 undeveloped oil and natural gas wells.

NGLS — Key Stats

Name:	Targa Resources Partners LP
Website:	www.targaresources.com
Sector:	Oil & Gas Equipment & Services
36 Month Beta:	0.85
Total Market Cap:	\$3,806,000,000
% Held by Institutions:	50.32%
% Held by ETFs:	0.12%

NGLS Dividend History



TickerTech.com Oct 15, 2012

NGLS — 6.2% Yield

Targa Resources Partners LP



Targa Resources Partners is engaged in the business of gathering, compressing, treating, processing and selling natural gas and storing, fractionating, treating, transporting and selling natural gas liquids (NGLs) and natural gas liquids products. Co.'s assets are located in the Fort Worth Basin/Bend Arch in North Texas, the Permian Basin in Southeastern New Mexico and West Texas and the coastal regions of Louisiana. Co. operates in two divisions: Natural Gas Gathering and Processing, consisting of two segments, Field Gathering and Processing and Coastal Gathering and Processing; and NGL Logistics and Marketing, consisting of two segments, Logistics Assets and Marketing and Distribution.

 **Energy Stock Channel**

 **Dividend Channel**

Nothing in Dividend Channel is intended to be investment advice, nor does it represent the opinion of, counsel from, or recommendations by BNK Invest Inc. or any of its affiliates, subsidiaries or partners. None of the information contained herein constitutes a recommendation that any particular security, portfolio, transaction, or investment strategy is suitable for any specific person. All viewers agree that under no circumstances will BNK Invest, Inc., its subsidiaries, partners, officers, employees, affiliates, or agents be held liable for any loss or damage caused by your reliance on information obtained. By visiting, using or viewing this site, you agree to the following [Full Disclaimer & Terms of Service](#). Video widget and dividend videos powered by Market News Video. Quote data delayed at least 20 minutes; [data powered by Ticker Technologies](#), and Mergent. [Contact Dividend Channel](#); [Meet Our Editorial Staff](#).