

## 10 Yield Gushing Energy Stocks

<http://www.energystockchannel.com/>

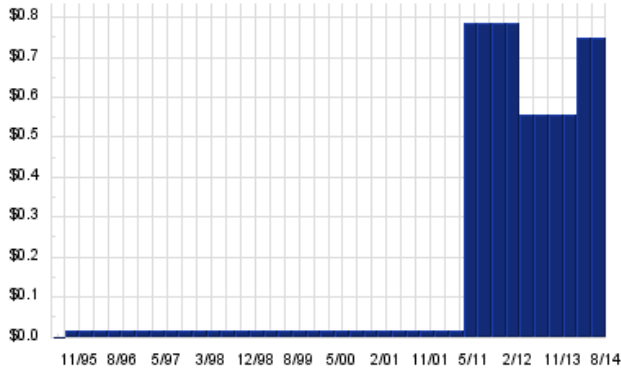
Energy Stock Channel paired our coverage universe of energy stocks, with Dividend Channel's proprietary DividendRank formula, to bring you this list of 10 top ranked energy dividend stocks. The DividendRank formula considers a variety of data – dividend history & yield, book value, quarterly earnings – and compares it to the stock's trading data to come up with certain calculations about profitability and about the stock's valuation (whether we think it looks "cheap" or "expensive"). The result is this list of the top most "interesting" ideas that merit further research.



## RIG — Key Stats

Name:	Transocean Ltd.
Website:	<a href="http://www.deepwater.com">www.deepwater.com</a>
Sector:	Oil & Gas Exploration & Production
36 Month Beta:	2.42
Total Market Cap:	\$12,050,000,000
% Held by Institutions:	67.76%
% Held by ETFs:	3.62%

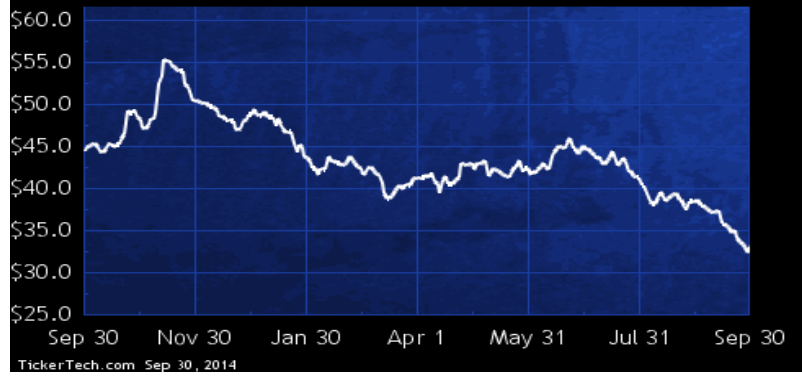
## RIG Dividend History



TickerTech.com Sep 30, 2014

## RIG — 9.2% Yield

### Transocean Ltd.

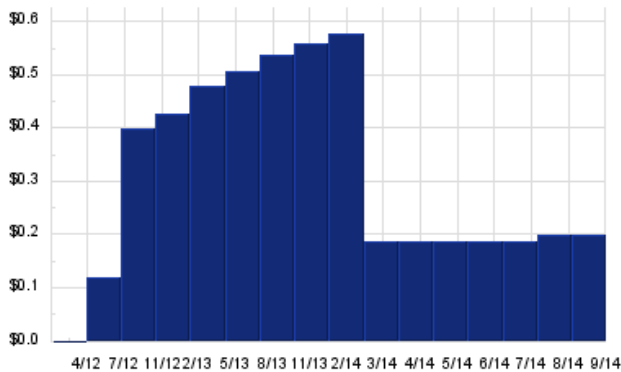


Transocean is a provider of offshore contract drilling services for oil and gas wells. Co. focuses on deepwater and harsh environment drilling services. Co. contracts its drilling rigs, related equipment and work crews on a day rate basis to drill oil and gas wells. Co. also provides oil and gas drilling management services, drilling engineering and drilling project management services primarily in the North Sea, through Advanced Drilling Technology International Limited (ADTI), its wholly-owned U.K. subsidiary. ADTI conducts drilling management services primarily either on a dayrate or on a completed-project, fixed-price or turnkey basis.

## ARP — Key Stats

Name:	Atlas Resource Partners, L.P.
Website:	<a href="http://www.atlasresourcepartners.com">www.atlasresourcepartners.com</a>
Sector:	Oil & Gas Exploration & Production
36 Month Beta:	0.29
Total Market Cap:	\$1,255,000,000
% Held by Institutions:	58.44%
% Held by ETFs:	1.42%

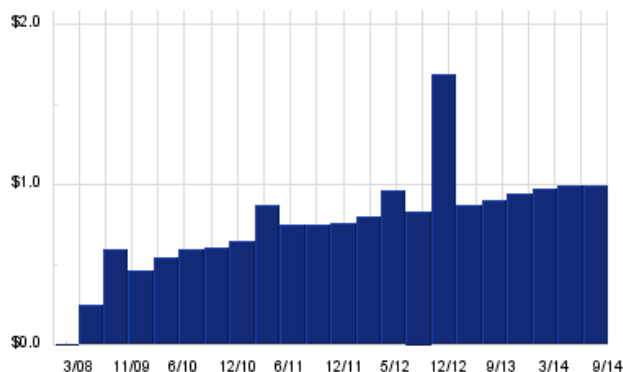
## ARP Dividend History



## SDRL – Key Stats

Name:	Seadrill Ltd
Website:	<a href="http://www.seadrill.com">www.seadrill.com</a>
Sector:	Oil & Gas Exploration & Production
36 Month Beta:	1.67
Total Market Cap:	\$12,770,000,000
% Held by Institutions:	26.29%
% Held by ETFs:	1.09%

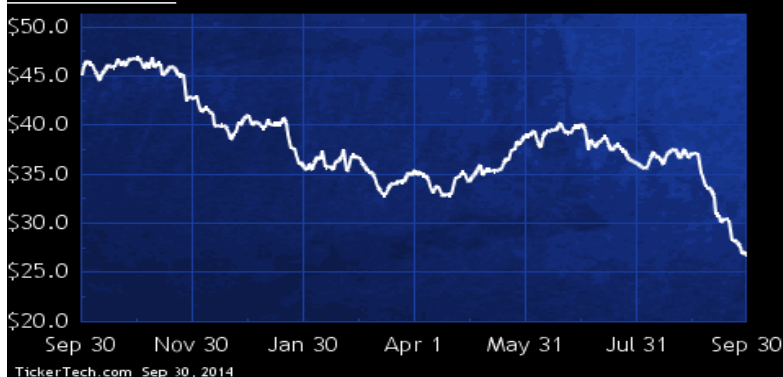
## SDRL Dividend History



TickerTech.com Sep 30, 2014

## SDRL – 15.1% Yield

### Seadrill Ltd



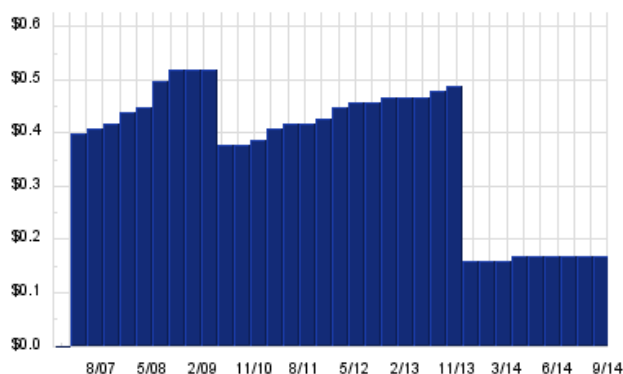
TickerTech.com Sep 30, 2014

Seadrill is an offshore drilling contractor that provides offshore drilling services to the oil and gas industry. Co.'s primary business is the ownership and operation of drillships, semi-submersible rigs, jack-up rigs and tender rigs for operations in shallow-, mid-, deep, and ultra deep-water areas, and in benign and harsh environments. Through its subsidiaries, Co. also provides platform drilling, facility engineering, modular rig, well intervention and oilfield technologies, and drilling and well services. Co. is engaged in three business segments: Floaters, Jack-up Rigs and Tender Rigs.

## BBEP – Key Stats

Name:	Breitburn Energy Partners LP
Sector:	Oil & Gas Exploration & Production
36 Month Beta:	0.80
Total Market Cap:	\$2,477,000,000
% Held by Institutions:	21%
% Held by ETFs:	0.47%

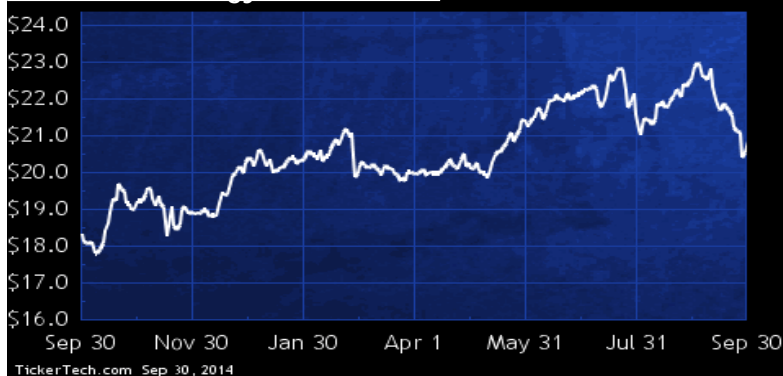
## BBEP Dividend History



TickerTech.com Sep 30, 2014

## BBEP – 9.6% Yield

### Breitburn Energy Partners LP



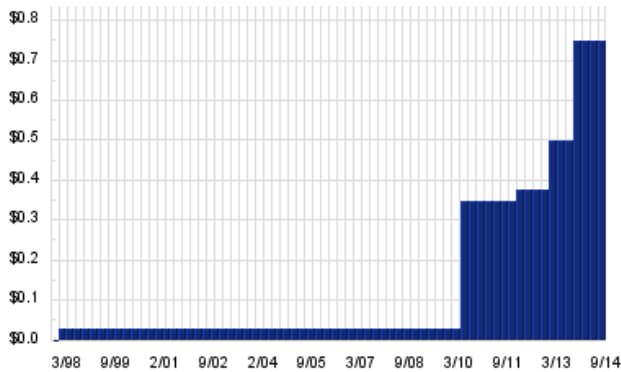
TickerTech.com Sep 30, 2014

BreitBurn Energy Partners is an independent oil and gas partnership focused on the acquisition, exploitation and development of oil and gas properties. Co.'s assets are located in: the Antrim Shale and several non-Antrim formations in Michigan; the Evanston, Green River, Wind River, Big Horn and Powder River Basins in Wyoming; the Los Angeles and San Joaquin Basins in California; the Permian Basin in Texas; the Sunniland Trend in Florida; and the New Albany Shale in Indiana and Kentucky. As of Dec 31 2012, Co.'s total estimated proved reserves were 149.4 million barrels of oil equivalent, of which approximately 53% was crude oil and 47% was natural gas.

## ESV – Key Stats

Name:	Enscopl
Website:	<a href="http://www.enscoplc.com">www.enscoplc.com</a>
Sector:	<a href="#">Oil &amp; Gas Exploration &amp; Production</a>
36 Month Beta:	1.30
Total Market Cap:	\$9,949,000,000
% Held by Institutions:	78.23%
% Held by ETFs:	6.30%

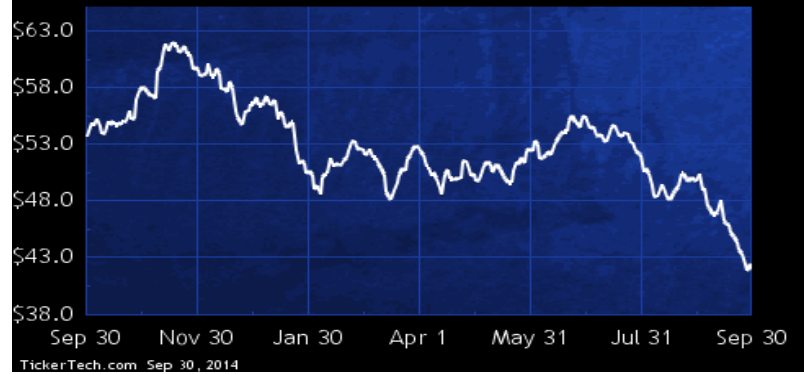
## ESV Dividend History



TickerTech.com Sep 29, 2014

## ESV – 7.1% Yield

### Enscopl



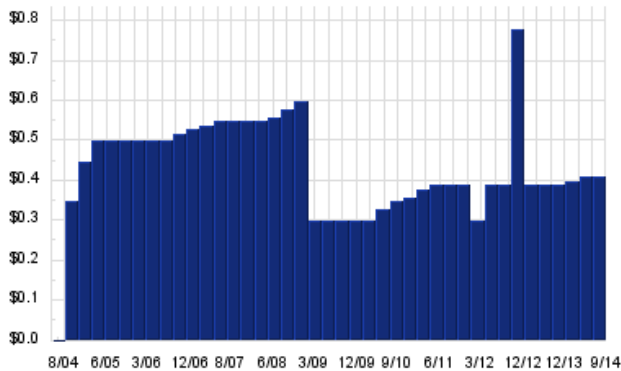
TickerTech.com Sep 30, 2014

Enscopl is a global offshore contract drilling company. As of Dec 31 2013, Co. owned and operated an offshore drilling rig fleet of 74 rigs, including six rigs under construction. Co.'s rig fleet includes 10 drillships, 13 dynamically positioned semisubmersible rigs, six moored semisubmersible rigs and 45 jackup rigs. The markets in which Co. operates include the U.S. Gulf of Mexico, Mexico, Brazil, the Mediterranean, the North Sea, the Middle East, West Africa, Australia and Southeast Asia. Co. has three operating segments: floaters, which includes its drillships and semisubmersible rigs, jackups and other, which consists of management services on rigs owned by third-parties.

## SFL – Key Stats

Name:	Ship Finance International Ltd
Website:	<a href="http://www.shipfinance.org">www.shipfinance.org</a>
Sector:	<a href="#">Oil &amp; Gas Equipment &amp; Services</a>
36 Month Beta:	1.28
Total Market Cap:	\$1,620,000,000
% Held by Institutions:	34.34%
% Held by ETFs:	2.68%

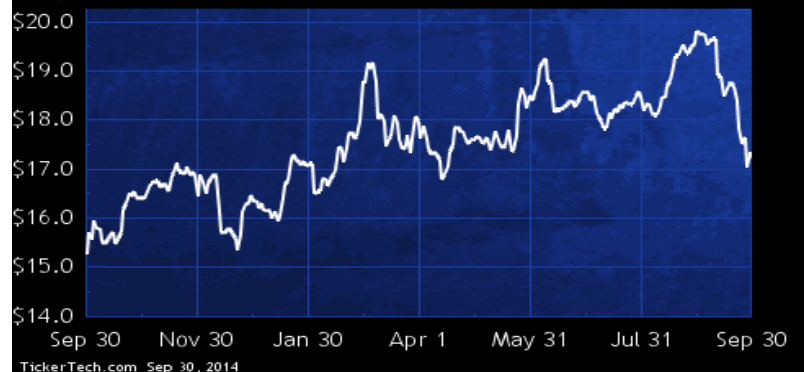
## SFL Dividend History



TickerTech.com Sep 30, 2014

## SFL – 9.5% Yield

### Ship Finance International Ltd



TickerTech.com Sep 30, 2014

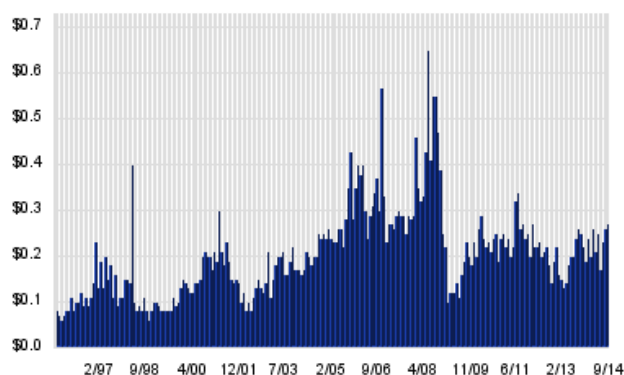
Ship Finance International is holding company. Through its subsidiaries, Co. is engaged in the ownership and operation of vessels and offshore related assets; as well as the charter, purchase and sale of assets. Co. operates through subsidiaries, partnerships and branches located in Bermuda, Cyprus, Malta, Liberia, Norway, Singapore, the United Kingdom and the Marshall Islands. As at April 12, 2013, Co.'s assets consist of 24 oil tankers, 12 drybulk carriers, 11 container vessels (including two chartered-in 13,800 TEU vessels), two car carriers, one jack-up drilling rig, three ultra-deepwater drilling units, six offshore supply vessels and two chemical tankers.



## CRT – Key Stats

Name: Cross Timbers Royalty Trust  
Website: [www.crosstimertrust.com](http://www.crosstimertrust.com)  
Sector: Oil & Gas Exploration & Production

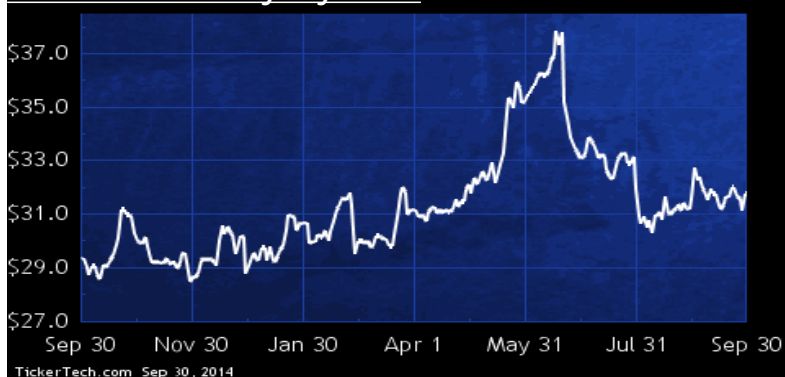
## CRT Dividend History



TickerTech.com Sep 30, 2014

## CRT – 10.2% Yield

### Cross Timbers Royalty Trust

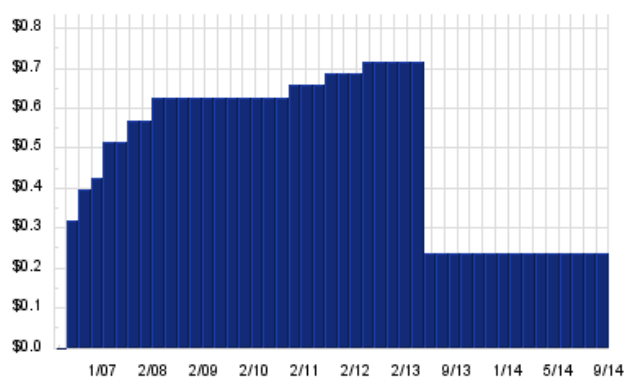


Cross Timbers Royalty Trust is an express trust. As of Dec 31 2013, Bank of America, N.A. was Co.'s trustee. As of Dec 31 2013, Co. held the net profits interests which comprised of: the 90.0% net profits interests which are carved from producing royalty and overriding royalty interest properties in Texas, Oklahoma and New Mexico and 11.1% nonparticipating royalty interests in nonproducing properties located primarily in Texas and Oklahoma; as well as the 75% net profits interests which are carved from working interests in properties in Texas and Oklahoma.

## LINE – Key Stats

Name: Linn Energy LLC  
Website: [www.linnenergy.com](http://www.linnenergy.com)  
Sector: Oil & Gas Exploration & Production  
36 Month Beta: 0.86  
Total Market Cap: \$9,879,000,000  
% Held by Institutions: 12.91%  
% Held by ETFs: 0.21%

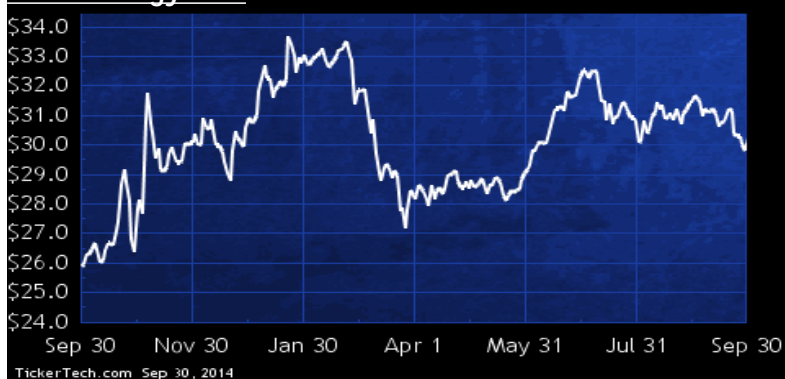
## LINE Dividend History



TickerTech.com Sep 30, 2014

## LINE – 9.6% Yield

### Linn Energy LLC



Linn Energy is an independent oil and natural gas company. Co.'s properties include: properties in Oklahoma, Louisiana and the eastern Texas Panhandle (including the Granite Wash and Cleveland horizontal plays); properties in Kansas and the Shallow Texas Panhandle; properties in southwest Wyoming; areas in west Texas and southeast New Mexico; the Antrim Shale formation in the northern Michigan and oil properties in southern Illinois; the Bakken formation in North Dakota and the Powder River Basin in Wyoming; the Brea Olinda Field of the Los Angeles Basin; and properties in east Texas. At Dec 31 2012, Co. had estimated total proved reserves of 4.80 trillion cubic feet of gas equivalent.

 **Energy Stock Channel**

 **Dividend Channel**

Nothing in Dividend Channel is intended to be investment advice, nor does it represent the opinion of, counsel from, or recommendations by BNK Invest Inc. or any of its affiliates, subsidiaries or partners. None of the information contained herein constitutes a recommendation that any particular security, portfolio, transaction, or investment strategy is suitable for any specific person. All viewers agree that under no circumstances will BNK Invest, Inc., its subsidiaries, partners, officers, employees, affiliates, or agents be held liable for any loss or damage caused by your reliance on information obtained.

By visiting, using or viewing this site, you agree to the following [Full Disclaimer & Terms of Service](#). Video widget and dividend videos powered by Market News Video. Quote data delayed at least 20 minutes; [data powered by Ticker Technologies](#), and Mergent. [Contact Dividend Channel](#); [Meet Our Editorial Staff](#).



