

## 10 Yield Gushing Energy Stocks

<http://www.energystockchannel.com/>

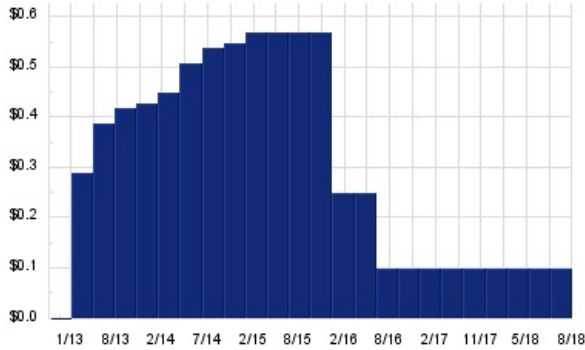
Energy Stock Channel paired our coverage universe of energy stocks, with Dividend Channel's proprietary DividendRank formula, to bring you this list of 10 top ranked energy dividend stocks. The DividendRank formula considers a variety of data – dividend history & yield, book value, quarterly earnings – and compares it to the stock's trading data to come up with certain calculations about profitability and about the stock's valuation (whether we think it looks "cheap" or "expensive"). The result is this list of the top most "interesting" ideas that merit further research.



## SDLP — KEY STATS

Name:	Seadrill Partners LLC
Website:	<a href="http://www.seadrillpartners.com">www.seadrillpartners.com</a>
Sector:	<a href="#">Oil &amp; Gas Exploration &amp; Production</a>
36 Month Beta:	2.51
Total Market Cap:	\$281,000,000
% Held by Institutions:	74.43%
% Held by ETFs:	0.02%

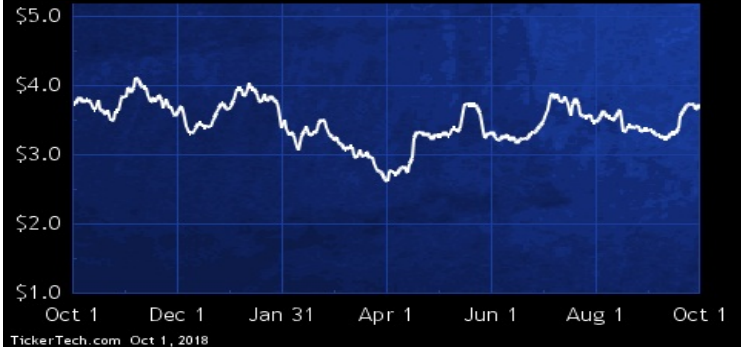
## SDLP DIVIDEND HISTORY



TickerTech.com Sep 29, 2018

## SDLP — 10.9% YIELD

### Seadrill Partners LLC

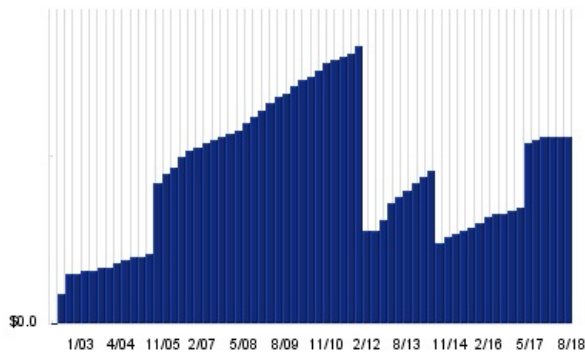


Seadrill Partners is engaged in owning, operating and acquiring offshore drilling units. Co.'s drilling units are under long-term contracts with major oil companies such as Chevron, Total, BP, ExxonMobil and Tullow. Offshore drillings units are categorized in four rigs: jack-up rigs which are mobile, self-elevating drilling platforms equipped with legs that are lowered to the ocean floor; tender rigs conduct production drilling from fixed or floating platforms; semi-submersible rigs operate in a "semi-submerged" floating position; and drillship which are self-propelled ships equipped for drilling in deepwater.

## ETP — KEY STATS

Name:	Energy Transfer Partners LP (New)
Website:	<a href="http://www.energytransfer.com">www.energytransfer.com</a>
Sector:	<a href="#">Oil &amp; Gas Equipment &amp; Services</a>
36 Month Beta:	2.19
Total Market Cap:	\$25,533,000,000
% Held by Institutions:	NA%
% Held by ETFs:	0.24%

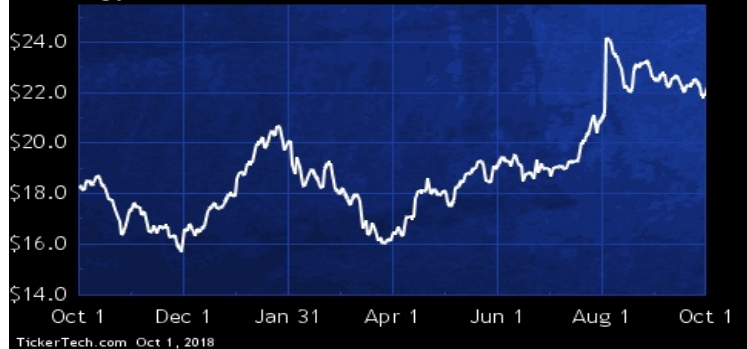
## ETP DIVIDEND HISTORY



TickerTech.com Sep 29, 2018

## ETP — 10.2% YIELD

### Energy Transfer Partners LP

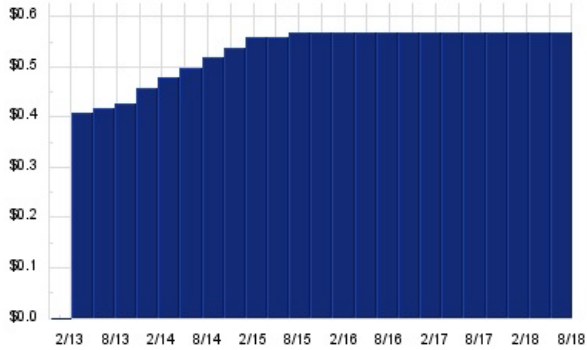


Energy Transfer Partners, through its subsidiaries, conduct activities such as natural gas operations; and interstate natural gas transportation and storage; and crude oil, natural gas liquid and refined product. Co.'s segment includes: Intrastate Transportation and Storage, which owns and operates a natural gas open-access interstate pipeline network; Midstream, which consists of natural gas gathering, compression, treating, processing, storage, and transportation; NGL and Refined Products Transportation and Services, which transport, store and execute acquisition and marketing activities utilizing a network of pipelines, storage and blending facilities.

## SMLP — KEY STATS

Name:	Summit Midstream Partners LP
Website:	<a href="http://www.summitmidstream.com">www.summitmidstream.com</a>
Sector:	<a href="#">Oil &amp; Gas Equipment &amp; Services</a>
36 Month Beta:	2.07
Total Market Cap:	\$1,086,000,000
% Held by Institutions:	0%
% Held by ETFs:	0.70%

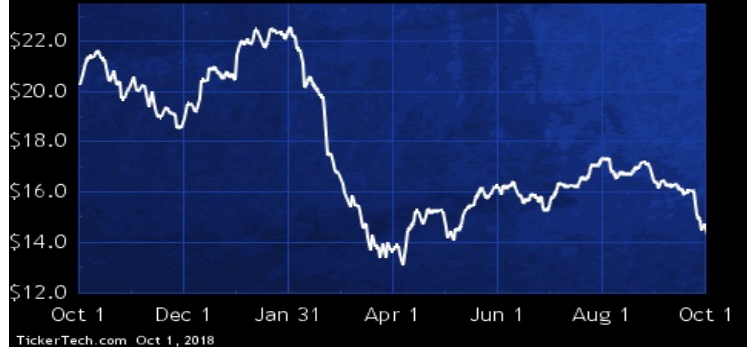
## SMLP DIVIDEND HISTORY



TickerTech.com Sep 29, 2018

## SMLP — 16.1% YIELD

### Summit Midstream Partners LP

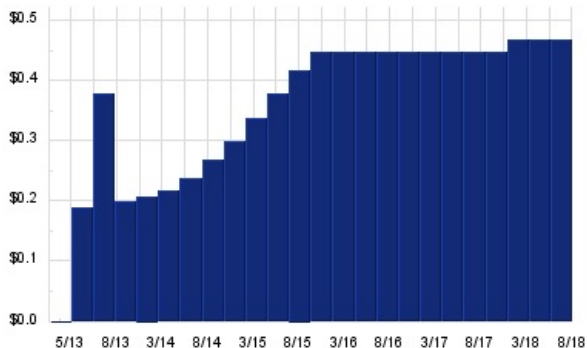


Summit Midstream Partners is engaged in developing, owning and operating midstream energy infrastructure assets. Co. provides natural gas gathering, treating and processing services as well as crude oil and produced water gathering services pursuant. Co.'s segments are: the Utica Shale, which includes its ownership interest in Ohio Gathering and is served by Summit Utica; the Williston Basin, which is served by Bison Midstream, Polar and Divide and Tioga Midstream; the Piceance/DJ Basins, which is served by Grand River and Niobrara G&P; the Barnett Shale, which is served by DFW Midstream; and the Marcellus Shale, which is served by Mountaineer Midstream.

## SEMG — KEY STATS

Name:	SemGroup Corp
Website:	<a href="http://www.semgroupcorp.com">www.semgroupcorp.com</a>
Sector:	<a href="#">Oil &amp; Gas Equipment &amp; Services</a>
36 Month Beta:	1.66
Total Market Cap:	\$1,743,000,000
% Held by Institutions:	100.13%
% Held by ETFs:	5.08%

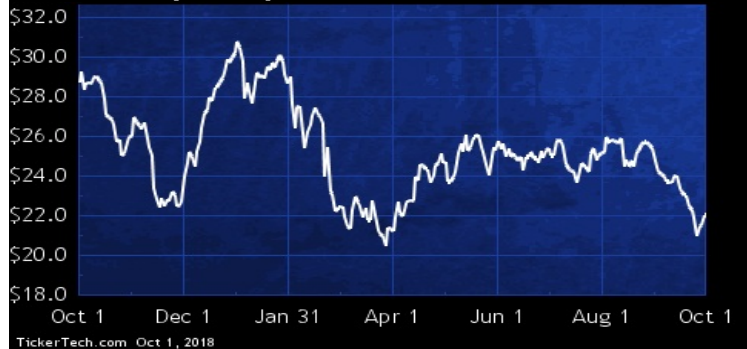
## SEMG DIVIDEND HISTORY



TickerTech.com Sep 29, 2018

## SEMG — 8.6% YIELD

### SemGroup Corp

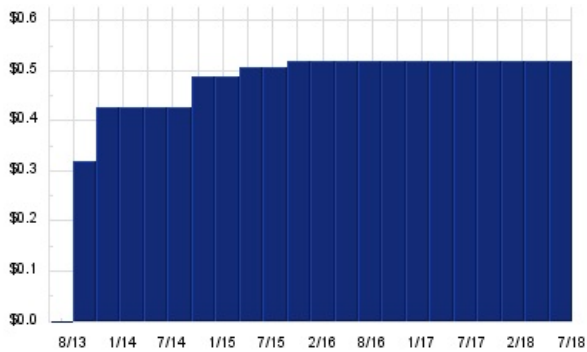


SemGroup provides gathering, transportation, storage, distribution, marketing and other midstream services. Co. conducts its business through seven business segments: Crude Transportation, Crude Facilities, and Crude Supply and Logistics, which operates a crude oil marketing business; SemGas, which provides natural gas gathering, processing and marketing services; SemCAMS, which owns and operates natural gas processing and gathering facilities; SemLogistics, which is engaged in the receipt, storage and redelivery of clean petroleum products and crude oil; and SemMexico, which provides a variety of liquid asphalt cement products and product application services.

## KNOP — KEY STATS

Name:	KNOT Offshore Partners LP
Stock buyback:	KNOP buyback
Website:	<a href="http://www.knotoffshorepartners.com">www.knotoffshorepartners.com</a>
Sector:	Oil & Gas Equipment & Services
36 Month Beta:	0.46
Total Market Cap:	\$187,000,000
% Held by Institutions:	40.71%
% Held by ETFs:	5.83%

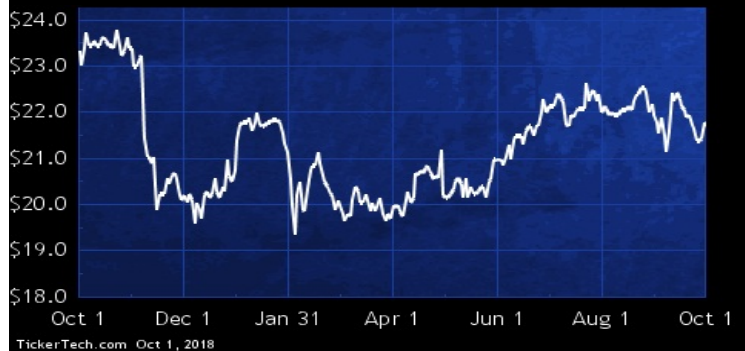
## KNOP DIVIDEND HISTORY



TickerTech.com Sep 29, 2018

## KNOP — 9.6% YIELD

### KNOT Offshore Partners LP

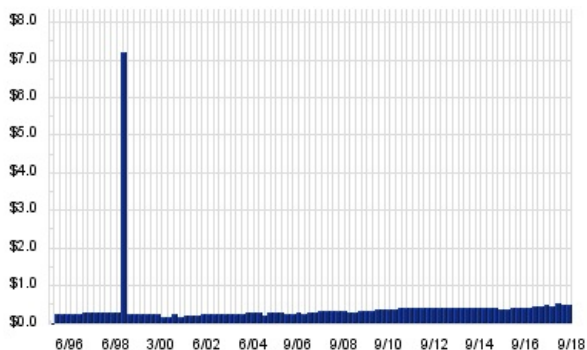


KNOT Offshore Partners is a limited partnership formed to own, operate and acquire shuttle tankers under long-term charters, which Co. defines as charters of five years or more. Co.'s initial fleet of shuttle tankers was contributed to Co. by Knutsen NYK Offshore Tankers AS, or KNOT, which is jointly owned by TS Shipping Invest AS (TSSI), and Nippon Yusen Kaisha (NYK). As of Dec. 31, 2016, Co.'s fleet consists of eleven shuttle tankers. The market for Co.'s services is the offshore oil transportation industry, and Co.'s customers consist primarily of major oil and gas companies, independent oil and gas producers and government-owned oil companies.

## TRP — KEY STATS

Name:	TransCanada Corp
Website:	<a href="http://www.transcanada.com">www.transcanada.com</a>
Sector:	Oil & Gas Equipment & Services
36 Month Beta:	0.20
Total Market Cap:	\$28,470,000,000
% Held by Institutions:	46.23%
% Held by ETFs:	0.46%

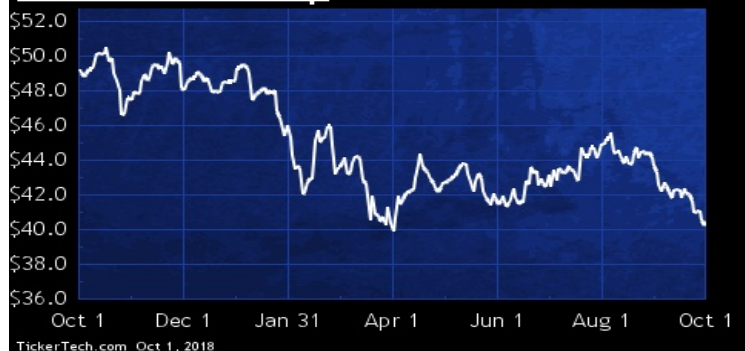
## TRP DIVIDEND HISTORY



TickerTech.com Sep 29, 2018

## TRP — 5.2% YIELD

### TransCanada Corp

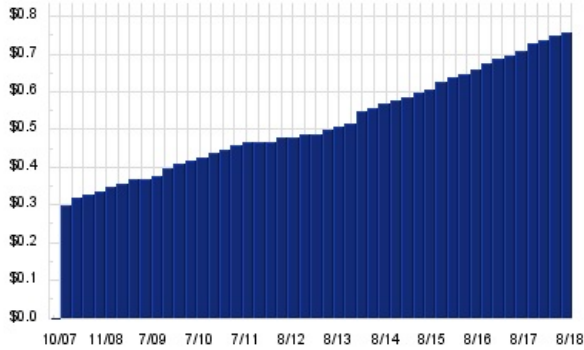


TransCanada is an energy company. Co. operates three business segments: natural gas pipeline, which transports natural gas across Canada, the U.S. and Mexico, and has regulated natural gas storage facilities in Michigan with a total capacity of 250 billion cubic ft.; liquids pipelines, which consists of wholly-owned and operated crude oil pipeline systems that connects Alberta and U.S. crude oil supplies to U.S. refining markets, as well as connecting U.S. crude oil supplies from the Cushing, OK hub to refining markets in the U.S. Gulf Coast; and energy, which includes a portfolio of power generation assets in Canada and the U.S., and unregulated natural gas storage assets in Alberta.

## SEP — KEY STATS

Name:	Spectra Energy Partners LP
Website:	<a href="http://www.spectraenergypartners.com">www.spectraenergypartners.com</a>
Sector:	<a href="#">Oil &amp; Gas Equipment &amp; Services</a>
36 Month Beta:	0.93
Total Market Cap:	\$17,412,000,000
% Held by Institutions:	41.25%
% Held by ETFs:	0.06%

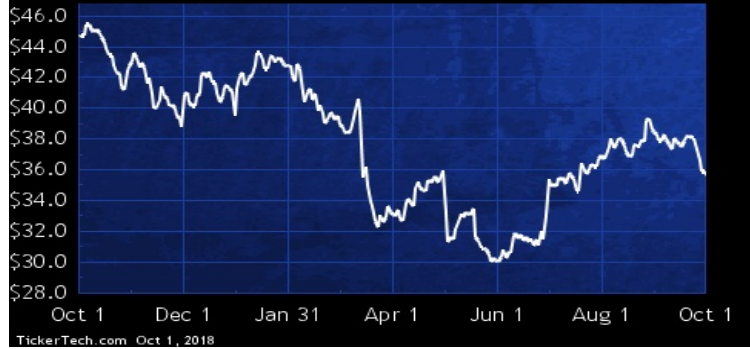
## SEP DIVIDEND HISTORY



TickerTech.com Sep 29, 2018

## SEP — 8.6% YIELD

### Spectra Energy Partners LP

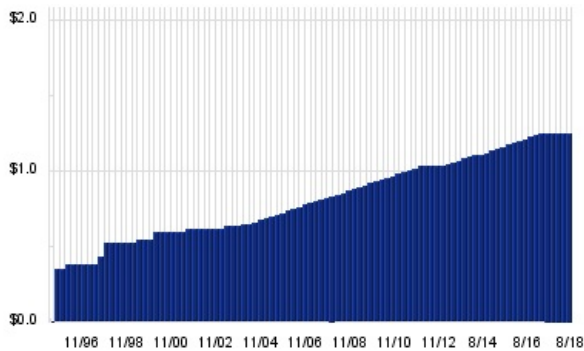


Spectra Energy Partners is a partnership holding company. Through its subsidiaries and equity affiliates, Co. is engaged in the transmission, storage and gathering of natural gas, and the transportation and storage of crude oil, through interstate pipeline systems in the U.S. and Canada. Co.'s operations and activities are managed by its general partner, Spectra Energy Partners (DE) GP, LP. Co. manages its business in two reportable segments: U.S. Transmission, which provides transmission, storage, and gathering of natural gas in northeastern and southeastern U.S.; and Liquids, which provides transportation and storage of crude oil in central U.S. and Canada.

## BPL — KEY STATS

Name:	Buckeye Partners LP
Website:	<a href="http://www.buckeye.com">www.buckeye.com</a>
Sector:	<a href="#">Oil &amp; Gas Equipment &amp; Services</a>
36 Month Beta:	1.55
Total Market Cap:	\$5,193,000,000
% Held by Institutions:	73.86%
% Held by ETFs:	0.41%

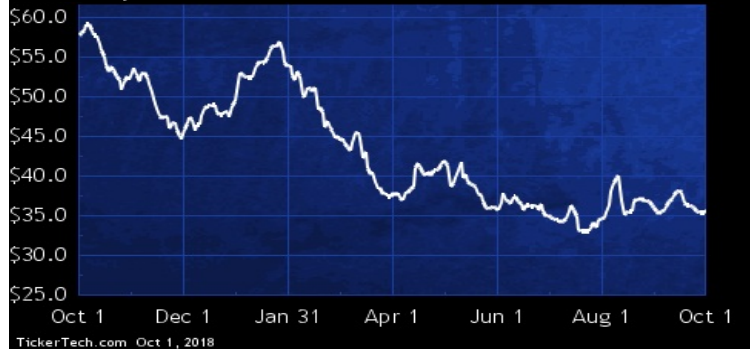
## BPL DIVIDEND HISTORY



TickerTech.com Sep 29, 2018

## BPL — 14.1% YIELD

### Buckeye Partners LP

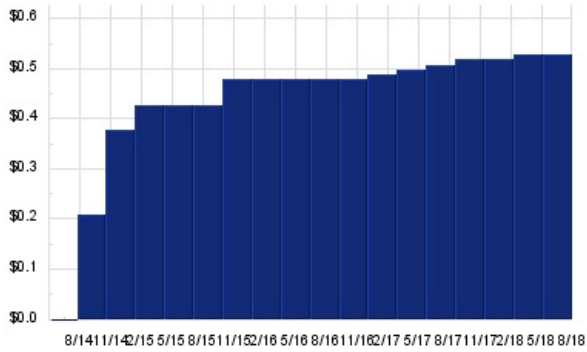


Buckeye Partners is a holding company. Through its subsidiaries, Co. owns and operates integrated assets providing midstream logistic solutions, including transportation, storage, processing and marketing of liquid petroleum products. Co. has three segments: Domestic Pipelines & Terminals, which provide pipeline transportation services; Global Marine Terminals, which provide marine accessible bulk storage and blending services, rail and truck rack loading/unloading, along with petroleum processing services in the East Coast and Gulf Coast regions of the U.S. and in the Caribbean; and Merchant Services, which distribute refined petroleum products in the continental U.S. and in the Caribbean.

## GLOP – KEY STATS

Name: GasLog Partners LP  
 Website: [www.gaslogmlp.com](http://www.gaslogmlp.com)  
 Sector: Oil & Gas Equipment & Services

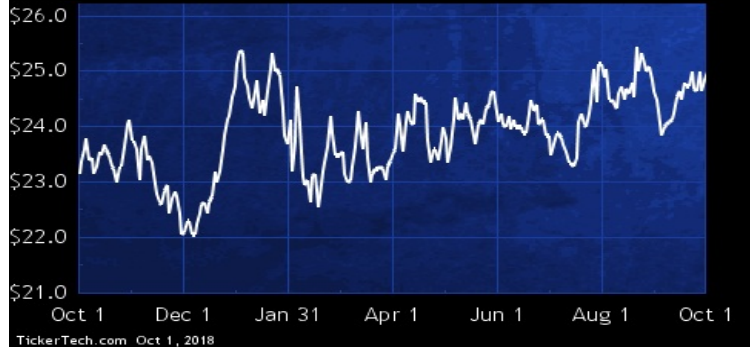
## GLOP DIVIDEND HISTORY



TickerTech.com Oct 1, 2018

## GLOP – 8.5% YIELD

### GasLog Partners LP

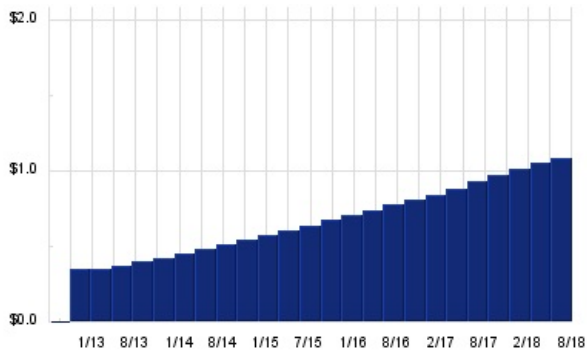


GasLog Partners is a holding company. Co. is a limited partnership formed to own, operate and acquire liquefied natural gas (LNG) carriers engaged in LNG transportation under long-term charters. As of Feb 8 2018, Co. has a fleet of 12 LNG carriers, including seven vessels with TFDE propulsion technology and five Steam vessels. Co. provides services of its ships under time charters. A time charter is a contract for the use of the ship for a specified term at a daily hire rate. Under a time charter, the ship owner provides crewing and other services related to the ship's operation, the cost of which is covered by the hire rate, and the customer is responsible for all of the ship voyage costs.

## EQM – KEY STATS

Name: EQT Midstream Partners LP  
 Website: [www.eqtmidstreampartners.com](http://www.eqtmidstreampartners.com)  
 Sector: Oil & Gas Equipment & Services  
 36 Month Beta: 1.09  
 Total Market Cap: \$4,521,000,000  
 % Held by Institutions: 0%  
 % Held by ETFs: 1.18%

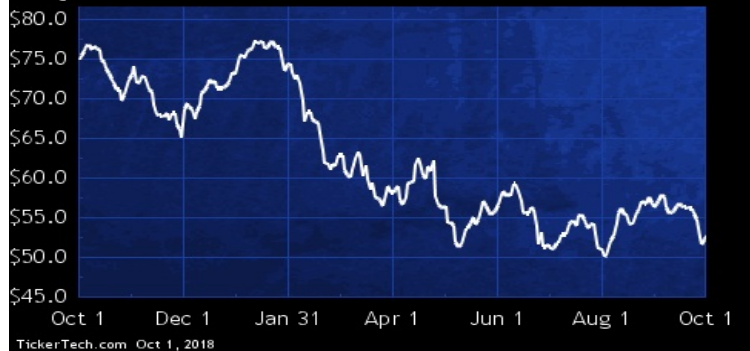
## EQM DIVIDEND HISTORY



TickerTech.com Sep 30, 2018

## EQM – 8.3% YIELD

### EQT Midstream Partners LP



EQT Midstream Partners owns, operates, acquires and develops midstream assets in the Appalachian Basin. Co. provides midstream services to EQT Corporation and multiple third parties across 24 counties in Pennsylvania, West Virginia and Ohio through its two primary assets: the gathering system, which delivers natural gas from wells and other receipt points to transmission pipelines, and the transmission and storage system, which serves as a header system transmission pipeline. Co. provides most of its natural gas transmission, storage and gathering services under contracts with long-term, firm reservation and/or usage fees.

 **Energy Stock Channel**

 **Dividend Channel**

Nothing in Dividend Channel is intended to be investment advice, nor does it represent the opinion of, counsel from, or recommendations by BNK Invest Inc. or any of its affiliates, subsidiaries or partners. None of the information contained herein constitutes a recommendation that any particular security, portfolio, transaction, or investment strategy is suitable for any specific person. All viewers agree that under no circumstances will BNK Invest, Inc., its subsidiaries, partners, officers, employees, affiliates, or agents be held liable for any loss or damage caused by your reliance on information obtained. By visiting, using or viewing this site, you agree to the following [Full Disclaimer & Terms of Service](#). Video widget and dividend videos powered by Market News Video. Quote data delayed at least 20 minutes; data powered by Ticker Technologies, and Mergent. [Contact Dividend Channel](#); [Meet Our Editorial Staff](#).