

10 Yield Gushing Energy Stocks

<http://www.energystockchannel.com/>

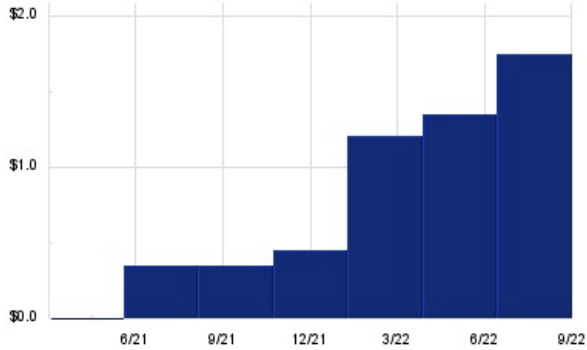
Energy Stock Channel paired our coverage universe of energy stocks, with Dividend Channel's proprietary DividendRank formula, to bring you this list of 10 top ranked energy dividend stocks. The DividendRank formula considers a variety of data – dividend history & yield, book value, quarterly earnings – and compares it to the stock's trading data to come up with certain calculations about profitability and about the stock's valuation (whether we think it looks "cheap" or "expensive"). The result is this list of the top most "interesting" ideas that merit further research.



CIVI — KEY STATS

Name:	Civitas Resources Inc
Website:	www.bonanzacrk.com
Sector:	Oil & Gas Exploration & Production
36 Month Beta:	1.51
Total Market Cap:	\$4,934,000,000
% Held by Institutions:	96.48%
% Held by ETFs:	17.78%

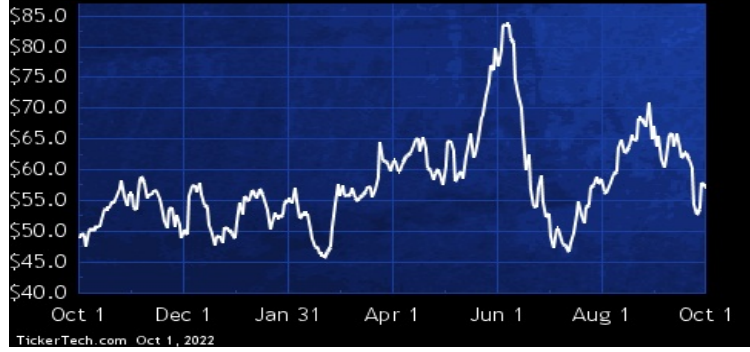
CIVI DIVIDEND HISTORY



TickerTech.com Oct 1, 2022

CIVI — 3.2% YIELD

Civitas Resources Inc

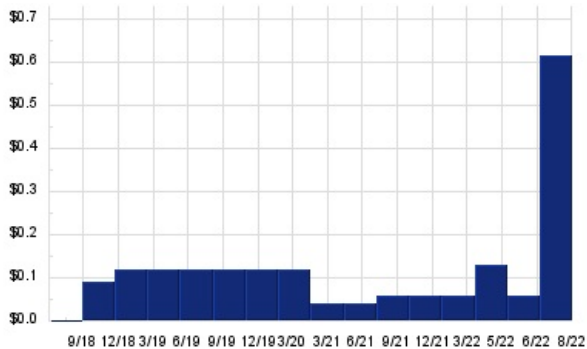


Civitas Resources is an exploration and production company focused on the acquisition, development, and production of oil and associated liquids-rich natural gas in the Rocky Mountain region, primarily in the Wattenberg Field of the Denver-Julesburg Basin (DJ Basin) of Colorado. Co. operates in one industry segment, which is the development and production of oil, natural gas, and natural gas liquids, and all of Co.'s operations are conducted in the U.S. Co.'s operations are located in the Rocky Mountain region, primarily in the Wattenberg Field of the DJ Basin of Colorado, and target the Niobrara and Codell formations.

BRY — KEY STATS

Name:	Berry Corp (bry)
Stock buyback:	BRY buyback
Website:	www.berrypetroleum.com
Sector:	Oil & Gas Exploration & Production
36 Month Beta:	2.28
Total Market Cap:	\$600,000,000
% Held by Institutions:	91.11%
% Held by ETFs:	10.99%

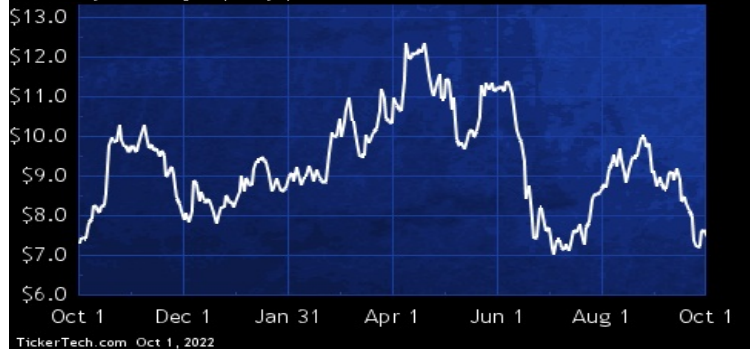
BRY DIVIDEND HISTORY



TickerTech.com Oct 1, 2022

BRY — 3.1% YIELD

Berry Corp (bry)

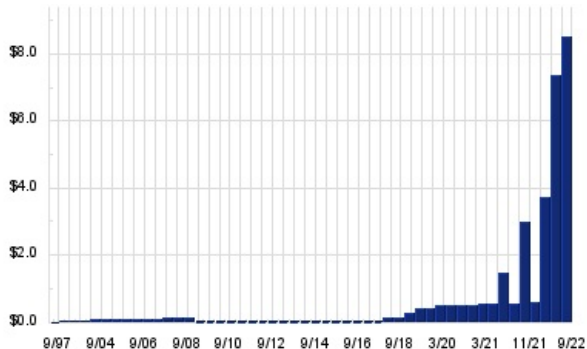


Berry is an independent upstream energy company focused on the development and production of oil reserves, primarily located in California, with the well servicing and abandonment capabilities in California. Co. has two reportable segments: Development and Production and Well Servicing and Abandonment. The Development and Production segment consists of the development and production of oil reserves, primarily located in California, as well as Utah. The Well Servicing and Abandonment segment provides wellsite services in California to oil and natural gas production companies, with a focus on well servicing, well abandonment services and water logistics.

PXD — KEY STATS

Name:	Pioneer Natural Resources Co
Website:	www.pxd.com
Sector:	Oil & Gas Exploration & Production
36 Month Beta:	1.55
Total Market Cap:	\$51,347,000,000
% Held by Institutions:	87.88%
% Held by ETFs:	15.21%

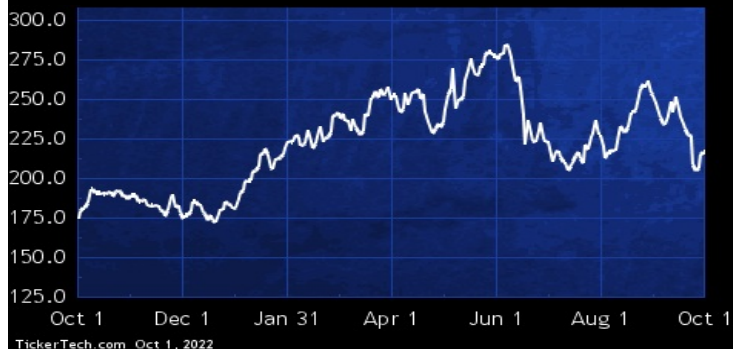
PXD DIVIDEND HISTORY



TickerTech.com Oct 1, 2022

PXD — 15.8% YIELD

Pioneer Natural Resources Co

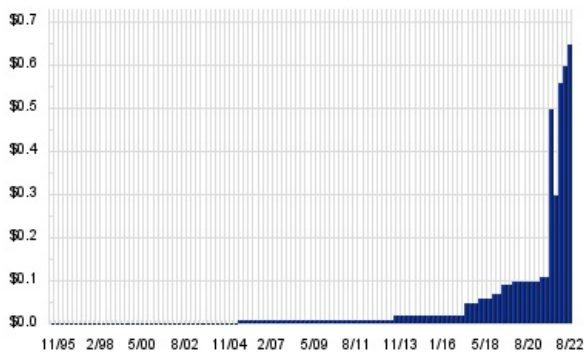


Pioneer Natural Resources is a holding company. Through its subsidiaries, Co. is engaged in oil and gas exploration and production. Co. explores for, develops and produces oil, Natural Gas Liquids and gas within the United States, with operations in the Permian Basin in West Texas. Co.'s portfolio of resources are located in the Spraberry/Wolfcamp oil field.

CTRA — KEY STATS

Name:	Coterra Energy Inc
Stock buyback:	CTRA buyback
Website:	www.coterra.com
Sector:	Oil & Gas Exploration & Production
36 Month Beta:	0.03
Total Market Cap:	\$21,211,000,000
% Held by Institutions:	89.75%
% Held by ETFs:	18.93%

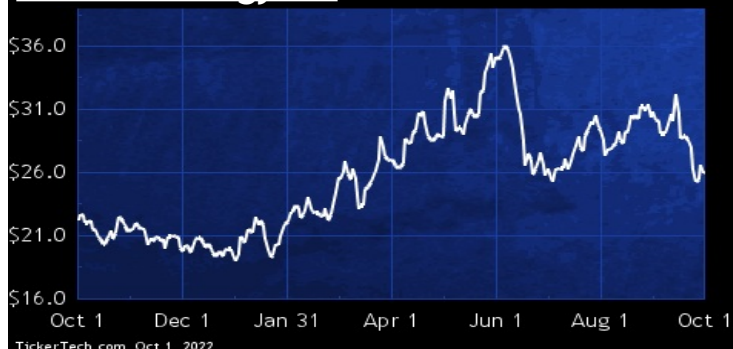
CTRA DIVIDEND HISTORY



TickerTech.com Oct 1, 2022

CTRA — 2.3% YIELD

Coterra Energy Inc

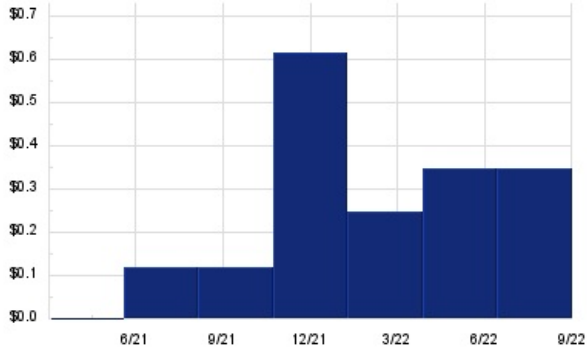


Coterra Energy is an independent oil and gas company engaged in the development, exploration and production of oil, natural gas and natural gas liquids. Co.'s assets are concentrated in areas with known hydrocarbon resources, which are conducive to multi-well, repeatable development programs. Co. operates in one segment, oil and natural gas development, exploration and production, in the continental U.S. Co.'s operations are primarily concentrated in three operating areas, the Marcellus Shale in northeast Pennsylvania, the Permian Basin in west Texas and southeast New Mexico and the Anadarko Basin in the Mid-Continent region in Oklahoma.

PDCE — KEY STATS

Name:	PDC Energy Inc
Website:	www.pdce.com
Sector:	Oil & Gas Exploration & Production
36 Month Beta:	2.94
Total Market Cap:	\$5,462,000,000
% Held by Institutions:	92.57%
% Held by ETFs:	19.81%

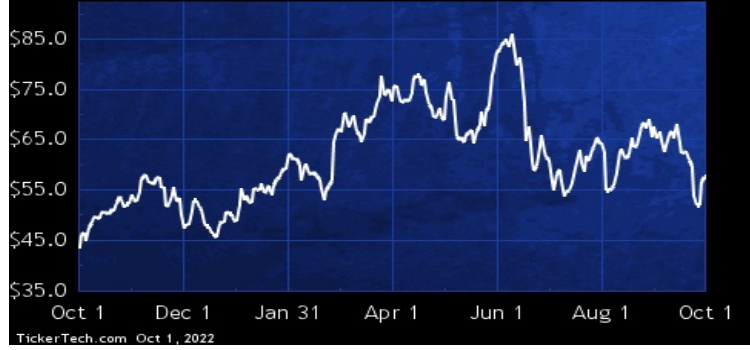
PDCE DIVIDEND HISTORY



TickerTech.com Oct 1, 2022

PDCE — 2.4% YIELD

PDC Energy Inc

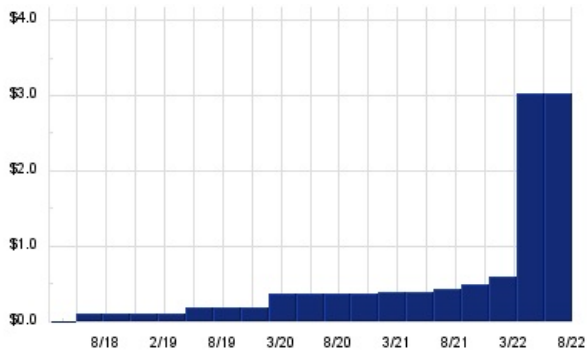


PDC Energy is an independent exploration and production company that acquires, explores and develops properties for the production of crude oil, natural gas, and natural gas liquids with operations in the Wattenberg Field in Colorado and the Delaware Basin in Texas. Co.'s operations in the Wattenberg Field are focused in the horizontal Niobrara and Codell plays and its Delaware Basin operations are primarily focused in the Wolfcamp zones.

FANG — KEY STATS

Name:	Diamondback Energy, Inc.
Website:	www.diamondbackenergy.com
Sector:	Oil & Gas Exploration & Production
36 Month Beta:	2.35
Total Market Cap:	\$20,709,000,000
% Held by Institutions:	85.7%
% Held by ETFs:	19.38%

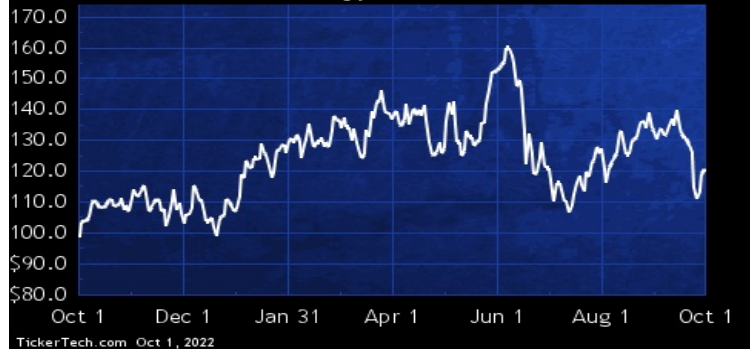
FANG DIVIDEND HISTORY



TickerTech.com Oct 1, 2022

FANG — 2.5% YIELD

Diamondback Energy, Inc.

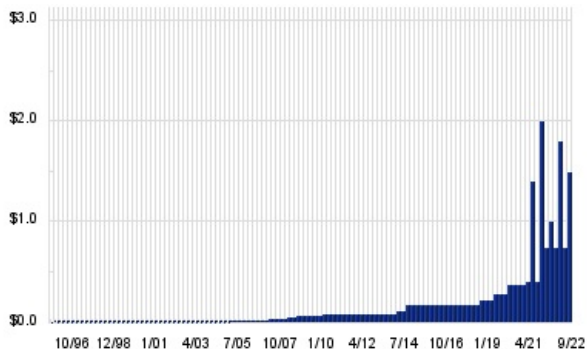


Diamondback Energy is an independent oil and natural gas company. Co. operates in the following segments: the upstream segment, which is engaged in the acquisition, development, exploration and exploitation of unconventional, onshore oil and natural gas reserves primarily in the Permian Basin in West Texas; and through its subsidiary, Rattler Midstream LP, the midstream operations segment, which is focused on ownership, operation, development and acquisition of the midstream infrastructure assets in the Midland and Delaware Basins of the Permian Basin.

EOG – KEY STATS

Name:	EOG Resources, Inc.
Website:	www.eogresources.com
Sector:	Oil & Gas Exploration & Production
36 Month Beta:	1.50
Total Market Cap:	\$65,479,000,000
% Held by Institutions:	87.21%
% Held by ETFs:	13.97%

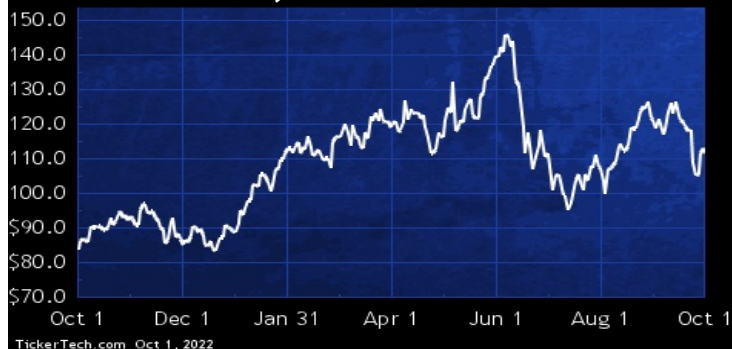
EOG DIVIDEND HISTORY



TickerTech.com Oct 1, 2022

EOG – 2.7% YIELD

EOG Resources, Inc.

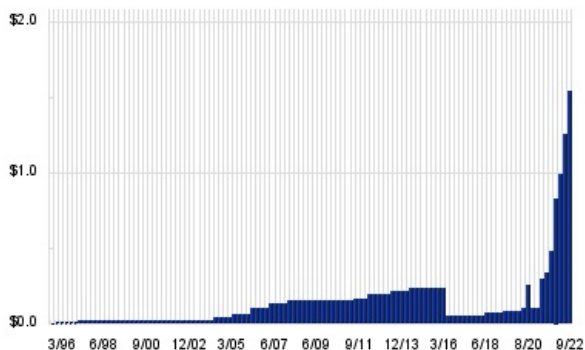


EOG Resources, together with its subsidiaries, explores for, develops, produces and markets crude oil, natural gas liquids and natural gas primarily in main producing basins in the U.S., The Republic of Trinidad and Tobago, The People's Republic of China, the Sultanate of Oman and, from time to time, select other international areas.

DVN – KEY STATS

Name:	Devon Energy Corp.
Stock buyback:	DVN buyback
Website:	www.devonenergy.com
Sector:	Oil & Gas Exploration & Production
36 Month Beta:	2.58
Total Market Cap:	\$39,321,000,000
% Held by Institutions:	74.42%
% Held by ETFs:	19.62%

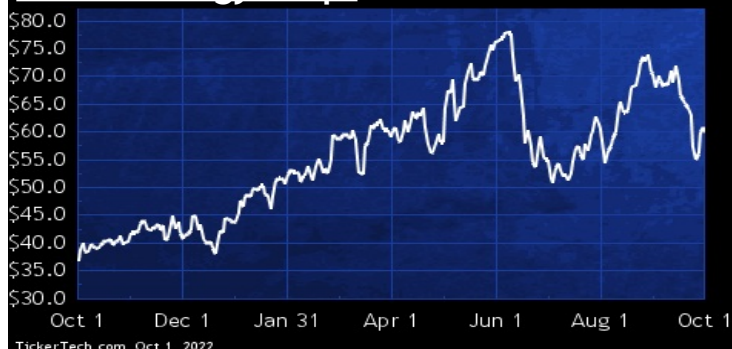
DVN DIVIDEND HISTORY



TickerTech.com Oct 1, 2022

DVN – 1.2% YIELD

Devon Energy Corp.

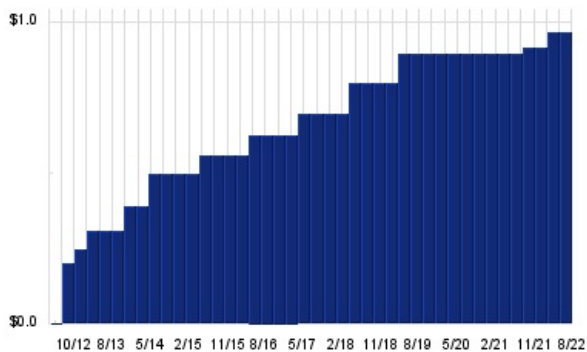


Devon Energy is an independent energy company engaged primarily in the exploration, development and production of oil, natural gas and natural gas liquids. Co.'s operations are concentrated in various onshore areas in U.S. Co. focuses on oil and liquids operation located in the Delaware Basin, Powder River Basin, Anadarko Basin, Williston Basin and Eagle Ford.

PSX — KEY STATS

Name:	Phillips 66
Stock buyback:	PSX buyback
Website:	www.Phillips66.com
Sector:	Oil & Gas Refining & Marketing
36 Month Beta:	1.42
Total Market Cap:	\$39,158,000,000
% Held by Institutions:	77.05%
% Held by ETFs:	16.40%

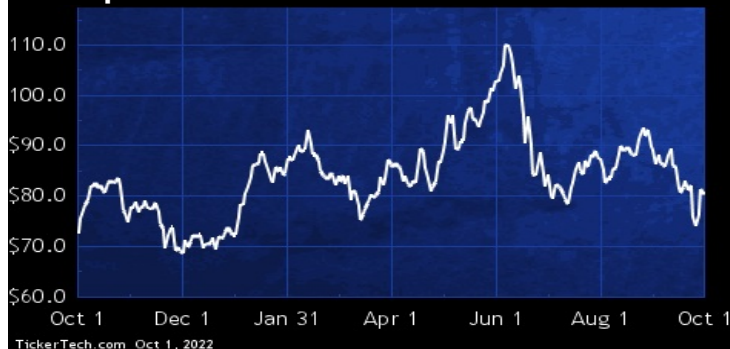
PSX DIVIDEND HISTORY



TickerTech.com Oct 1, 2022

PSX — 4.8% YIELD

Phillips 66

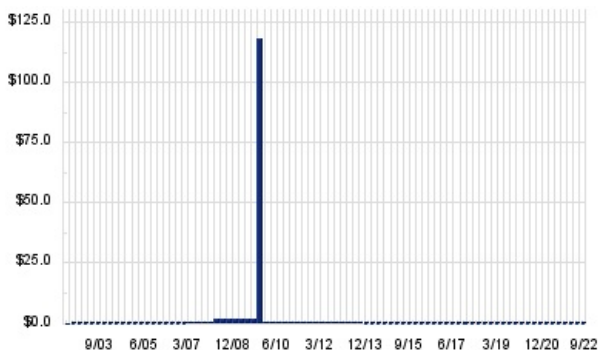


Phillips 66 is an energy manufacturing and logistics company with midstream, chemicals, refining, and marketing and specialties businesses. Co.'s segments include: Midstream, which provides crude oil and refined petroleum product transportation, termining and processing services, as well as natural gas and natural gas liquids transportation, storage, processing and marketing services; Chemicals, which manufactures and markets petrochemicals and plastics on a worldwide basis; Refining, which refines crude oil and other feedstocks into petroleum products; and Marketing and Specialties, which purchases for resale and markets refined petroleum products, mainly in the U.S. and Europe.

OVV — KEY STATS

Name:	Ovintiv Inc
Website:	www.ovintiv.com
Sector:	Oil & Gas Exploration & Production
36 Month Beta:	3.55
Total Market Cap:	\$11,370,000,000
% Held by Institutions:	75.79%
% Held by ETFs:	12.76%

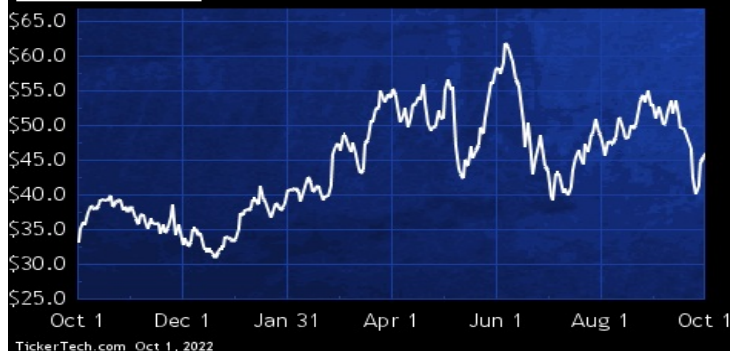
OVV DIVIDEND HISTORY



TickerTech.com Oct 1, 2022

OVV — 2.2% YIELD

Ovintiv Inc



Ovintiv is a resource play company that is focused on developing its portfolio of oil and natural gas assets located in the U.S. and Canada. Co.'s operations also include the marketing of oil, natural gas liquids (NGLs) and natural gas. Co.'s operating segments are: U.S. Operations, which includes the exploration for, development of, and production of oil, NGLs, natural gas and other related activities within the U.S.; Canadian Operations includes the exploration for, development of, and production of oil, NGLs, natural gas and other related activities within Canada; Market Optimization activities, which is responsible for the sale of Co.'s proprietary production to third party customers.

 **Energy Stock Channel**

 **Dividend Channel**

Nothing in Dividend Channel is intended to be investment advice, nor does it represent the opinion of, counsel from, or recommendations by BNK Invest Inc. or any of its affiliates, subsidiaries or partners. None of the information contained herein constitutes a recommendation that any particular security, portfolio, transaction, or investment strategy is suitable for any specific person. All viewers agree that under no circumstances will BNK Invest, Inc., its subsidiaries, partners, officers, employees, affiliates, or agents be held liable for any loss or damage caused by your reliance on information obtained. By visiting, using or viewing this site, you agree to the following [Full Disclaimer & Terms of Service](#). Video widget and dividend videos powered by Market News Video. Quote data delayed at least 20 minutes; data powered by Ticker Technologies, and Mergent. [Contact Dividend Channel](#); [Meet Our Editorial Staff](#).