

10 Yield Gushing Energy Stocks

<http://www.energystockchannel.com/>

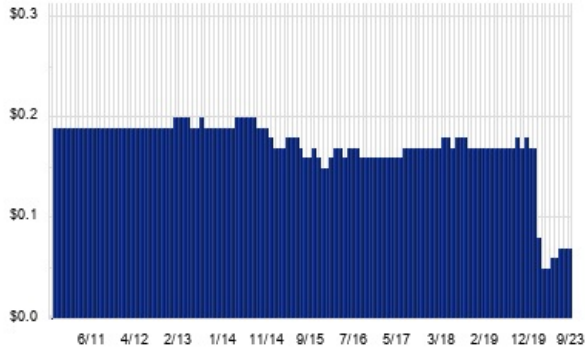
Energy Stock Channel paired our coverage universe of energy stocks, with Dividend Channel's proprietary DividendRank formula, to bring you this list of 10 top ranked energy dividend stocks. The DividendRank formula considers a variety of data – dividend history & yield, book value, quarterly earnings – and compares it to the stock's trading data to come up with certain calculations about profitability and about the stock's valuation (whether we think it looks "cheap" or "expensive"). The result is this list of the top most "interesting" ideas that merit further research.



VET — KEY STATS

Name:	Vermilion Energy Inc
Website:	www.vermilionenergy.com
Sector:	Oil & Gas Exploration & Production
36 Month Beta:	1.33
Total Market Cap:	\$1,652,000,000
% Held by Institutions:	38.74%
% Held by ETFs:	0.47%

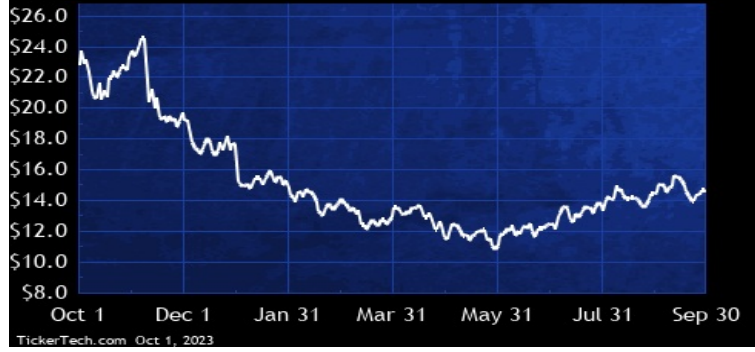
VET DIVIDEND HISTORY



TickerTech.com Sep 30, 2023

VET — 2.7% YIELD

Vermilion Energy Inc

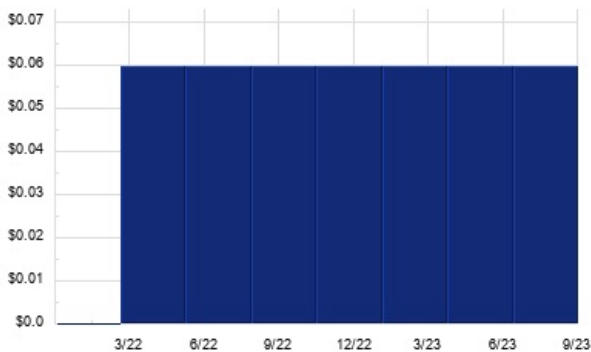


Vermilion Energy and its subsidiaries are engaged in the business of petroleum and natural gas exploration, development, acquisition, and production.

EPSN — KEY STATS

Name:	Epsilon Energy Ltd
Stock buyback:	EPSN buyback
Website:	www.epsilonenergyltd.com
Sector:	Oil & Gas Exploration & Production
36 Month Beta:	0.34
Total Market Cap:	\$118,000,000
% Held by Institutions:	56.35%
% Held by ETFs:	4.25%

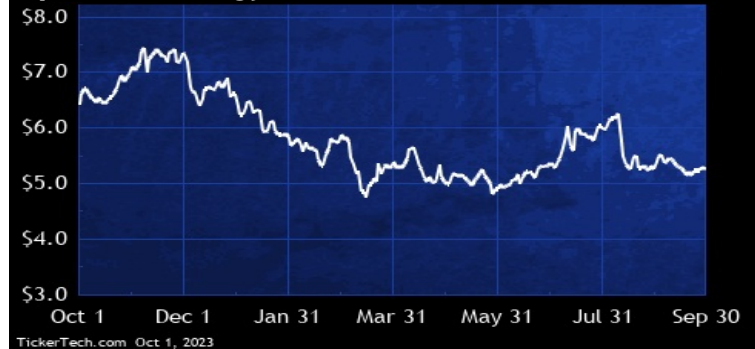
EPSN DIVIDEND HISTORY



TickerTech.com Oct 1, 2023

EPSN — 4.8% YIELD

Epsilon Energy Ltd

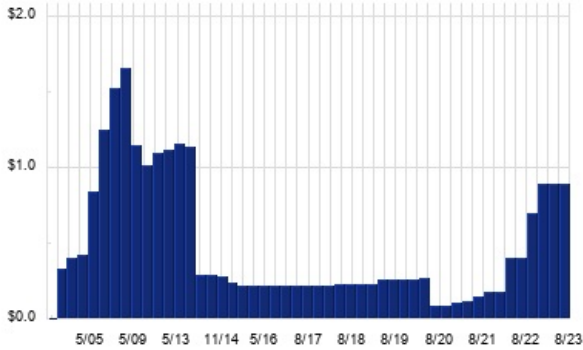


Epsilon Energy is an on-shore focused independent natural gas and oil company engaged in the acquisition, development, gathering and production of natural gas and oil reserves. Co.'s primary area of operation is Pennsylvania. Co. has natural gas production in Pennsylvania and oil, natural gas liquids and natural gas production in Oklahoma. Co.'s operating segments include: Upstream, which activities include acquisition, exploration, development and production of oil and natural gas reserves on properties within the U.S.; and Gathering System, in which Co. partners with other companies to operate a natural gas gathering system.

EQNR — KEY STATS

Name:	Equinor ASA
Website:	www.equinor.com
Sector:	Oil & Gas Refining & Marketing
36 Month Beta:	0.67
Total Market Cap:	\$71,532,000,000
% Held by Institutions:	5.15%
% Held by ETFs:	0.09%

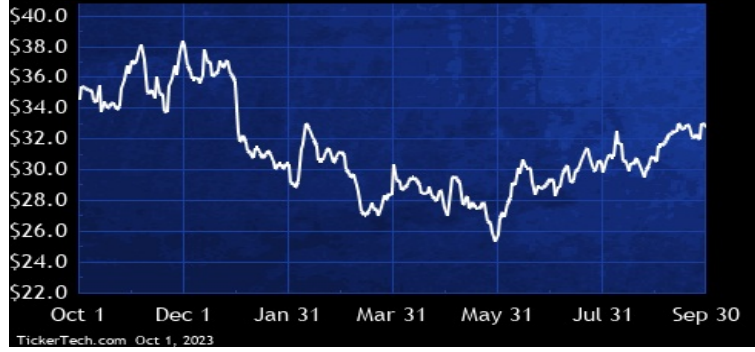
EQNR DIVIDEND HISTORY



TickerTech.com Oct 1, 2023

EQNR — 3.6% YIELD

Equinor ASA

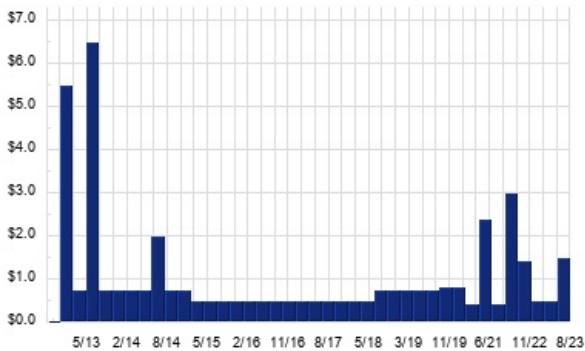


Equinor develops, produces and markets various forms of energy and derived products and services, as well as other business. Co.'s segments include: Marketing, Midstream & Processing, which is responsible for the marketing, trading, processing and transportation of crude oil and condensate, natural gas, NGL and refined products; Renewables, which is developing, exploring, investing in, and operating areas within renewable energy; Projects, Drilling & Procurement, which is responsible for global project development, well deliveries, and sourcing across Co.; and Technology, Digital & Innovation, which includes research, technology development, advisory services, digitalization, and IT.

CVI — KEY STATS

Name:	CVR Energy Inc
Website:	www.cvrenergy.com
Sector:	Oil & Gas Refining & Marketing
36 Month Beta:	1.27
Total Market Cap:	\$3,481,000,000
% Held by Institutions:	98.86%
% Held by ETFs:	9.92%

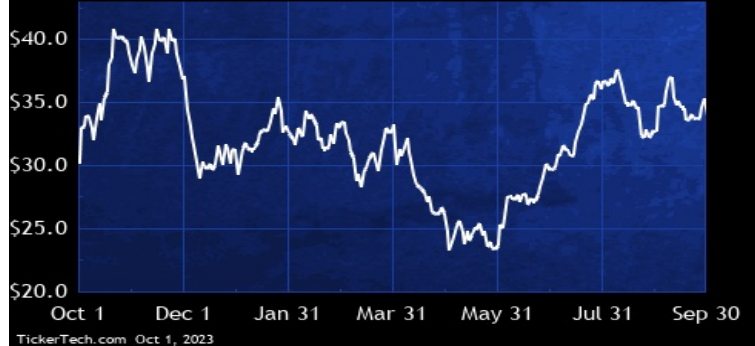
CVI DIVIDEND HISTORY



TickerTech.com Sep 30, 2023

CVI — 5.7% YIELD

CVR Energy Inc

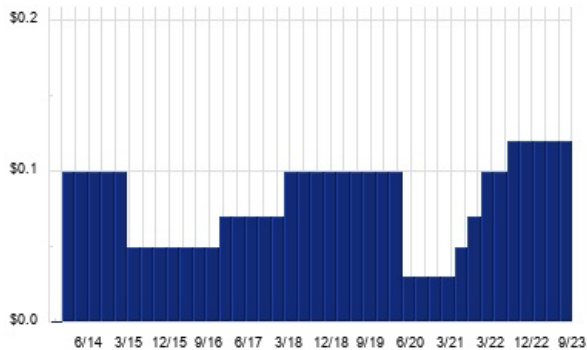


CVR Energy is a holding company. Through its subsidiaries, CVR Refining, LP (CVR Refining) and CVR Partners, LP (CVR Partners), Co. is engaged in the petroleum refining and nitrogen fertilizer manufacturing industries. CVR Refining is an independent petroleum refiner and marketer of transportation fuels. CVR Partners produces and markets nitrogen fertilizers in the form of urea ammonium nitrate and ammonia. Co.'s two segments are: Petroleum, which includes refineries located in Coffeyville, KS and Wynnewood, OK and supporting logistics assets in the region; and Nitrogen Fertilizer, which includes nitrogen fertilizer manufacturing facilities located in Coffeyville, KS and East Dubuque, IL.

EPM — KEY STATS

Name:	Evolution Petroleum Corp
Stock buyback:	EPM buyback
Website:	www.evolutionpetroleum.com
Sector:	Oil & Gas Exploration & Production
36 Month Beta:	0.55
Total Market Cap:	\$232,000,000
% Held by Institutions:	61.23%
% Held by ETFs:	8.93%

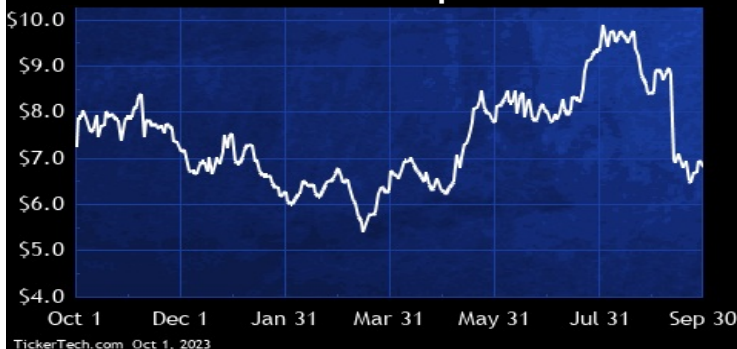
EPM DIVIDEND HISTORY



TickerTech.com Sep 30, 2023

EPM — 6.9% YIELD

Evolution Petroleum Corp

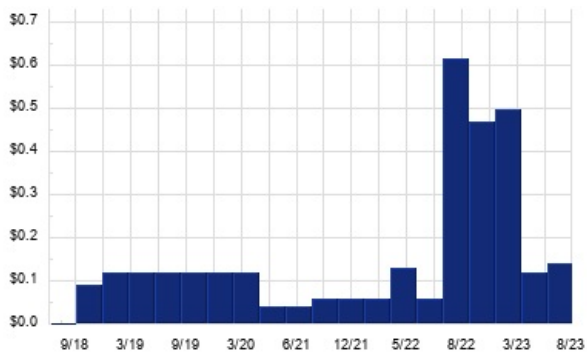


Evolution Petroleum is an energy company focused on the ownership of and investment in onshore oil and natural gas properties. Co.'s producing properties include non-operated interests in the Jonah Field in Sublette County, WY, a natural gas and natural gas liquids producing field; the Williston Basin in North Dakota, producing oil and natural gas properties; the Barnett Shale located in North Texas, natural gas producing properties; the Hamilton Dome Field located in Hot Springs County, WY, a secondary recovery field utilizing water injection wells to pressurize the reservoir; and the Delhi Holt-Bryant Unit in the Delhi Field in Northeast Louisiana, a Carbon Dioxide oil recovery project.

BRY — KEY STATS

Name:	Berry Corp (bry)
Stock buyback:	BRY buyback
Website:	www.bry.com
Sector:	Oil & Gas Exploration & Production
36 Month Beta:	1.60
Total Market Cap:	\$644,000,000
% Held by Institutions:	84.05%
% Held by ETFs:	11.17%

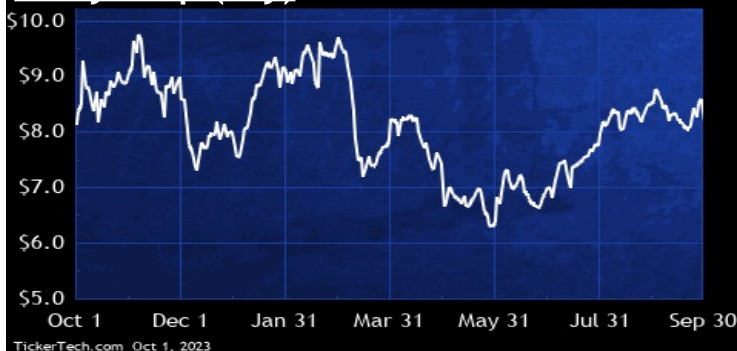
BRY DIVIDEND HISTORY



TickerTech.com Oct 1, 2023

BRY — 5.6% YIELD

Berry Corp (bry)

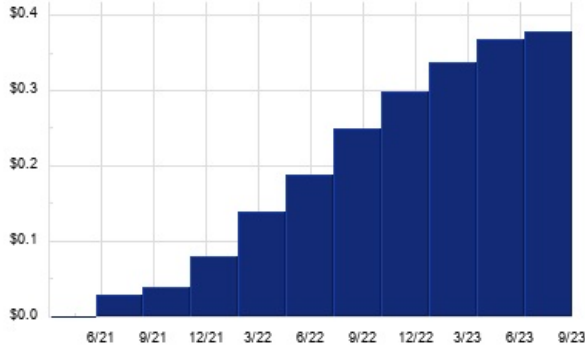


Berry is an independent upstream energy company focused on the development and production of oil reserves, primarily located in California, with the well servicing and abandonment capabilities in California. Co. has two reportable segments: Development and Production and Well Servicing and Abandonment. The Development and Production segment consists of the development and production of oil reserves, primarily located in California, as well as Utah. The Well Servicing and Abandonment segment provides wellsite services in California to oil and natural gas production companies, with a focus on well servicing, well abandonment services and water logistics.

NOG – KEY STATS

Name:	Northern Oil & Gas Inc (MN)
Stock buyback:	NOG buyback
Website:	www.northernoil.com
Sector:	Oil & Gas Exploration & Production
36 Month Beta:	1.76
Total Market Cap:	\$3,808,000,000
% Held by Institutions:	93.96%
% Held by ETFs:	20.19%

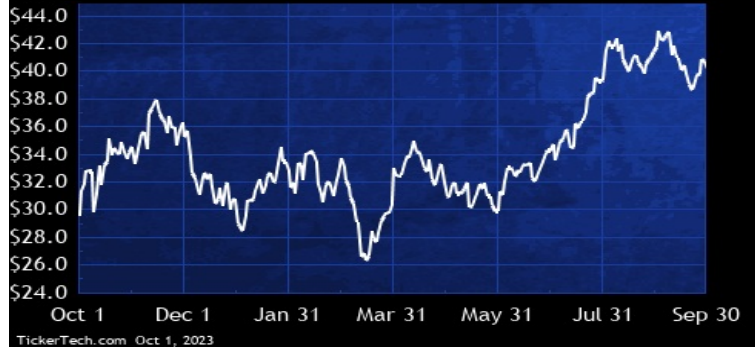
NOG DIVIDEND HISTORY



TickerTech.com Oct 1, 2023

NOG – 3.7% YIELD

Northern Oil & Gas Inc

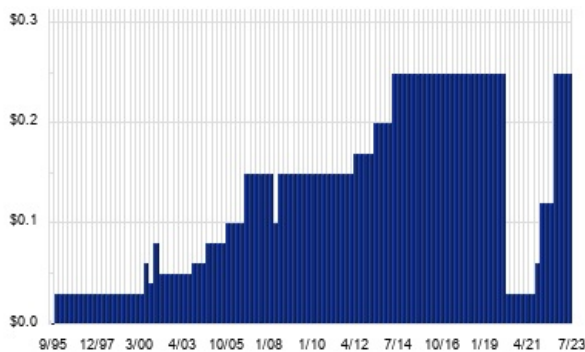


Northern Oil and Gas is an energy company engaged in the acquisition, exploration, development and production of oil and natural gas properties, primarily in the Williston Basin, the Appalachian Basin and the Permian Basin. Co. primarily engage in oil and natural gas exploration and production by participating on a proportionate basis alongside third-party interests in wells drilled and completed in spacing units that include Co.'s acreage. In addition, Co. acquires wellbore-only working interests in wells in which Co. does not hold the leasehold interests from third parties unable or unwilling to participate in particular well proposals.

APA – KEY STATS

Name:	APA Corp
Stock buyback:	APA buyback
Website:	www.apachecorp.com
Sector:	Oil & Gas Exploration & Production
36 Month Beta:	1.02
Total Market Cap:	\$13,022,000,000
% Held by Institutions:	65.35%
% Held by ETFs:	22.50%

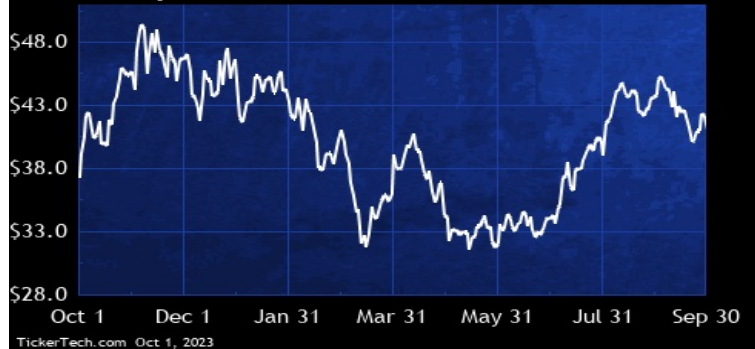
APA DIVIDEND HISTORY



TickerTech.com Oct 1, 2023

APA – 2.4% YIELD

APA Corp

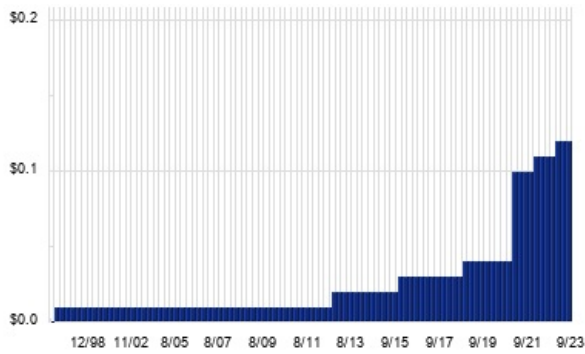


APA is a holding company. Through its subsidiaries, Co. is an energy company that explores for, develops, and produces natural gas, crude oil, and natural gas liquids. Co.'s upstream business has exploration and production operations in three geographic areas: the U.S., Egypt, and offshore the U.K. in the North Sea. Co. also has exploration and appraisal operations ongoing in Suriname, as well as interests in other international locations. Co.'s midstream business is operated by its subsidiary, Altus Midstream Company, through its subsidiary, Altus Midstream LP (collectively, Altus). Altus owns, develops, and operates a midstream energy asset network in the Permian Basin of West Texas.

AAN – KEY STATS

Name:	Aaron's Co Inc (The)
Stock buyback:	AAN buyback
Website:	www.aarons.com
Sector:	Oil & Gas Equipment & Services
36 Month Beta:	1.25
Total Market Cap:	\$321,000,000
% Held by Institutions:	85.64%
% Held by ETFs:	11.53%

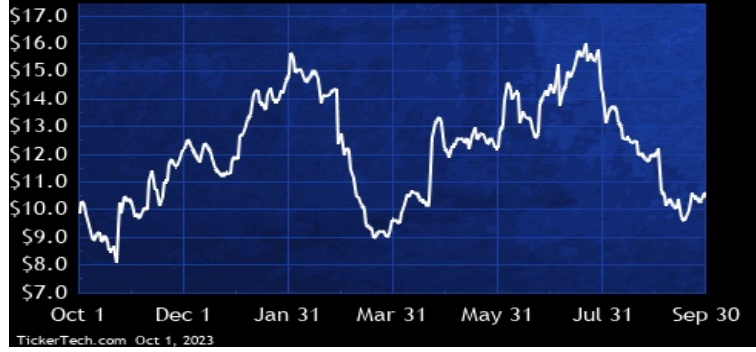
AAN DIVIDEND HISTORY



TickerTech.com Oct 1, 2023

AAN – 4.7% YIELD

Aaron's Co Inc

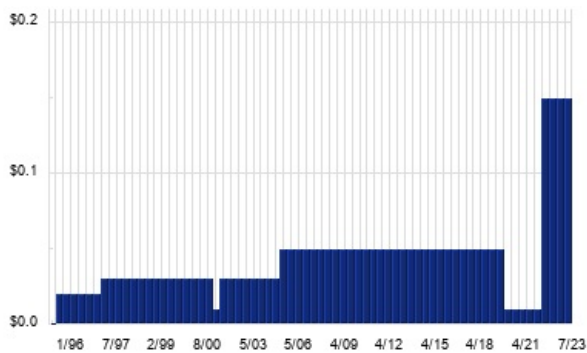


Aaron's is a provider of lease-to-own (LTO) and purchase solutions of furniture, appliances, consumer electronics, and accessories. Through its portfolio of stores and its Aarons.com e-commerce platform, Co. provides consumers with LTO and purchase solutions for the products they need and want. In addition, Co. provides a product selection, free prompt delivery, product setup, service and returns, and the ability to pause, cancel or resume lease contracts at any time with no penalty to the customer.

SM – KEY STATS

Name:	SM Energy Co.
Website:	www.sm-energy.com
Sector:	Oil & Gas Exploration & Production
36 Month Beta:	2.96
Total Market Cap:	\$4,825,000,000
% Held by Institutions:	94.79%
% Held by ETFs:	25.97%

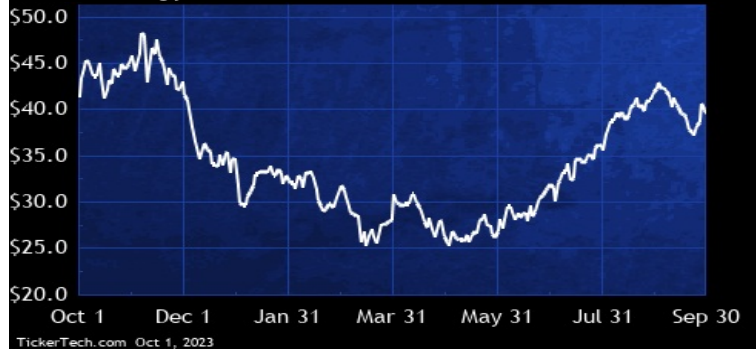
SM DIVIDEND HISTORY



TickerTech.com Oct 1, 2023

SM – 1.5% YIELD

SM Energy Co.



SM Energy is an independent energy company engaged in the acquisition, exploration, development, and production of oil, gas, and natural gas liquids in the state of Texas. Co.'s operations are concentrated in the Midland Basin and South Texas.



Nothing in Dividend Channel is intended to be investment advice, nor does it represent the opinion of, counsel from, or recommendations by BNK Invest Inc. or any of its affiliates, subsidiaries or partners. None of the information contained herein constitutes a recommendation that any particular security, portfolio, transaction, or investment strategy is suitable for any specific person. All viewers agree that under no circumstances will BNK Invest, Inc., its subsidiaries, partners, officers, employees, affiliates, or agents be held liable for any loss or damage caused by your reliance on information obtained. By visiting, using or viewing this site, you agree to the following [Full Disclaimer & Terms of Service](#). Video widget and dividend videos powered by Market News Video. Quote data delayed at least 20 minutes; data powered by Ticker Technologies, and Mergent. [Contact Dividend Channel](#); [Meet Our Editorial Staff](#).