

## 10 Yield Gushing Energy Stocks

<http://www.energystockchannel.com/>

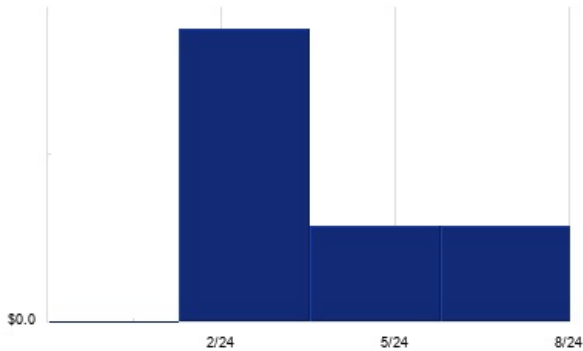
Energy Stock Channel paired our coverage universe of energy stocks, with Dividend Channel's proprietary DividendRank formula, to bring you this list of 10 top ranked energy dividend stocks. The DividendRank formula considers a variety of data – dividend history & yield, book value, quarterly earnings – and compares it to the stock's trading data to come up with certain calculations about profitability and about the stock's valuation (whether we think it looks "cheap" or "expensive"). The result is this list of the top most "interesting" ideas that merit further research.



## DEC — KEY STATS

Name: Diversified Energy Company Plc  
Website: [www.dgoc.com](http://www.dgoc.com)  
Sector: Oil & Gas Exploration & Production

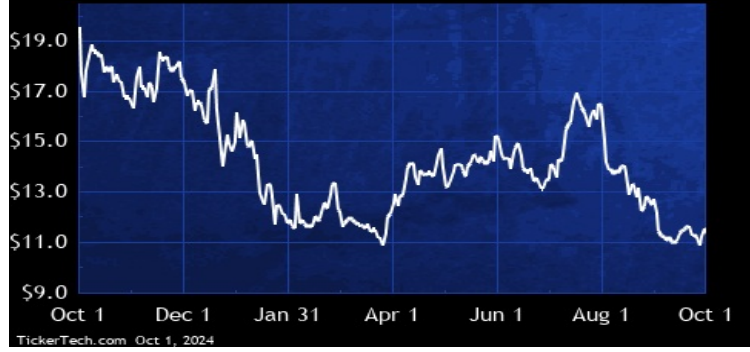
## DEC DIVIDEND HISTORY



TickerTech.com Sep 30, 2024

## DEC — 10.2% YIELD

### Diversified Energy Company Plc

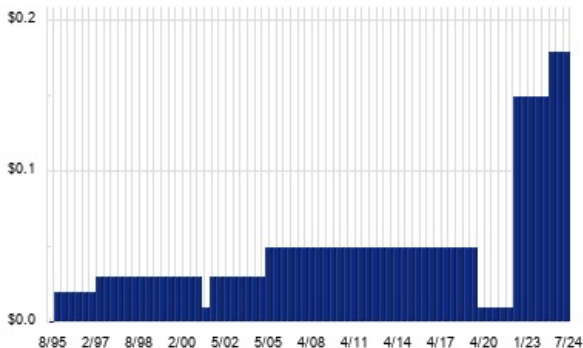


Diversified Energy is an independent energy company engaged in the production, marketing and transportation of primarily natural gas related to its synergistic U.S. onshore upstream and midstream assets. Co.'s assets are located within the Appalachian Basin of the U.S. and have expanded into the Central Region, consisting of the Cotton Valley, Haynesville and Barnett shales located in the states of Louisiana, Texas and Oklahoma.

## SM — KEY STATS

Name: SM Energy Co.  
Website: [www.sm-energy.com](http://www.sm-energy.com)  
Sector: Oil & Gas Exploration & Production  
36 Month Beta: 1.30  
Total Market Cap: \$4,356,000,000  
% Held by Institutions: 95.03%  
% Held by ETFs: 27.98%

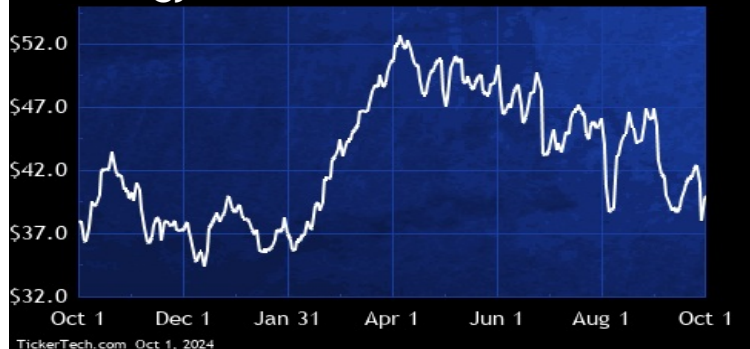
## SM DIVIDEND HISTORY



TickerTech.com Oct 1, 2024

## SM — 2.0% YIELD

### SM Energy Co.

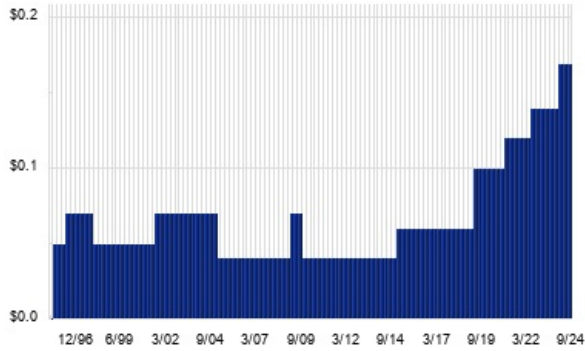


SM Energy is an independent energy company engaged in the acquisition, exploration, development, and production of oil, gas, and natural gas liquids in the state of Texas. Co.'s operations are concentrated in the Midland Basin and South Texas.

## WKC – KEY STATS

Name:	World Kinect Corp
Stock buyback:	<a href="#">WKC buyback</a>
Website:	<a href="http://www.wfscorp.com">www.wfscorp.com</a>
Sector:	<a href="#">Oil &amp; Gas Equipment &amp; Services</a>
36 Month Beta:	1.22
Total Market Cap:	\$1,802,000,000
% Held by Institutions:	98.3%
% Held by ETFs:	28.91%

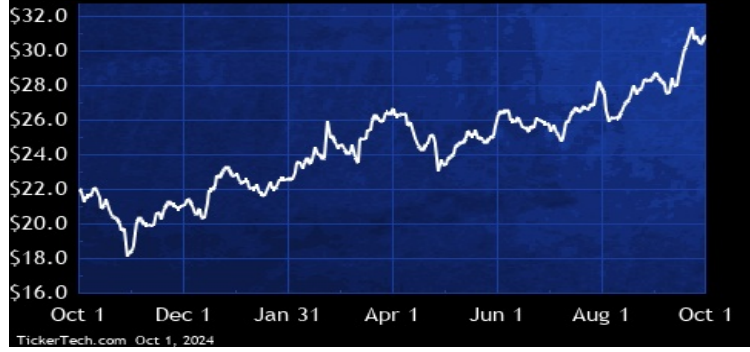
## WKC DIVIDEND HISTORY



TickerTech.com Oct 1, 2024

## WKC – 2.2% YIELD

### World Kinect Corp

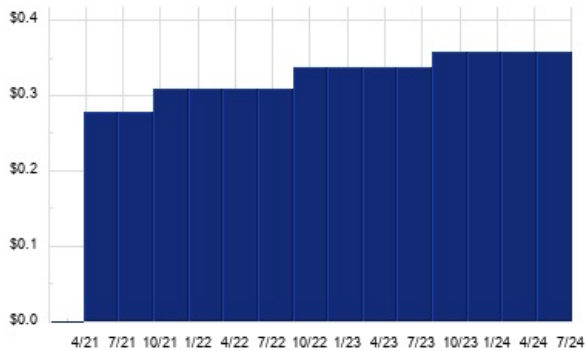


World Kinect is a global fuel services company. Co.'s segments include: aviation, which provides global aviation fuel supply and service solutions to main commercial airlines, second and third-tier airlines, cargo carriers, regional and low-cost carriers, airports, fixed based operators, corporate fleets, fractional operators and private aircraft; land, which provides fuel, heating oil, propane, natural gas, lubricants and related products and services to petroleum distributors, retail petroleum operators, and industrial, commercial, residential and government customers; and marine, which markets fuel, lubricants and related products and services to a base of marine customers.

## REPX – KEY STATS

Name:	Riley Exploration Permian Inc
Website:	<a href="http://www.tengasco.com">www.tengasco.com</a>
Sector:	<a href="#">Oil &amp; Gas Exploration &amp; Production</a>
36 Month Beta:	1.31
Total Market Cap:	\$572,000,000
% Held by Institutions:	66.69%
% Held by ETFs:	5.61%

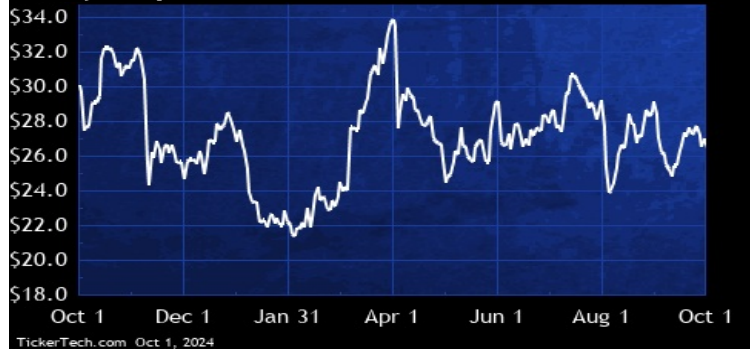
## REPX DIVIDEND HISTORY



TickerTech.com Oct 1, 2024

## REPX – 5.4% YIELD

### Riley Exploration Permian Inc

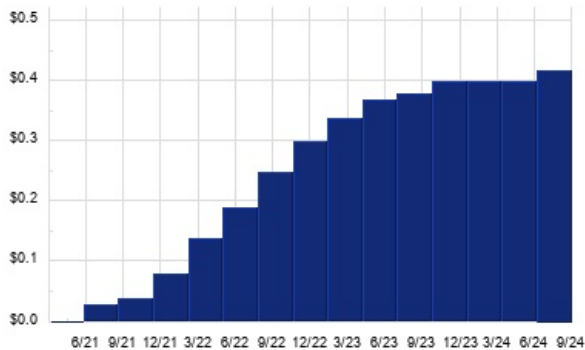


Riley Exploration Permian is an independent oil and natural gas company focused on the acquisition, exploration, development and production of oil, natural gas and natural gas liquids in Texas and New Mexico. Co.'s activities primarily target the horizontal development of the San Andres formation, a shelf margin deposit on the Northwest Shelf of the Permian Basin. Co.'s acreage is primarily located on a contiguous blocks in Yoakum County, TX with additional acreage located in Lea and Roosevelt Counties, NM. Co.'s acreage in Yoakum County offsets Permian Basin San Andres fields, including the Wasson and Brahaney Fields, from the San Andres Formation.

## NOG – KEY STATS

Name:	Northern Oil & Gas Inc (MN)
Stock buyback:	NOG buyback
Website:	<a href="http://www.northernoil.com">www.northernoil.com</a>
Sector:	Oil & Gas Exploration & Production
36 Month Beta:	1.29
Total Market Cap:	\$3,476,000,000
% Held by Institutions:	95.51%
% Held by ETFs:	25.33%

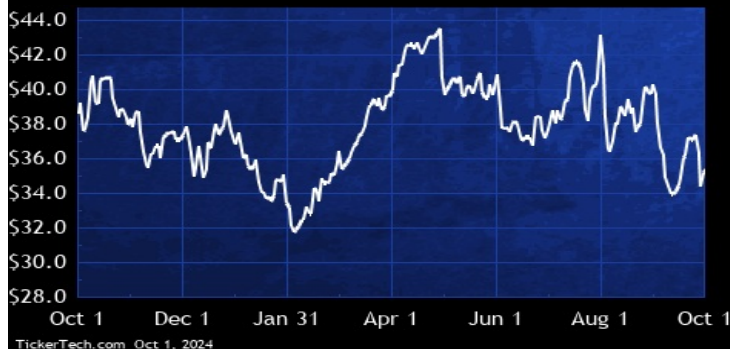
## NOG DIVIDEND HISTORY



TickerTech.com Oct 1, 2024

## NOG – 4.7% YIELD

### Northern Oil & Gas Inc

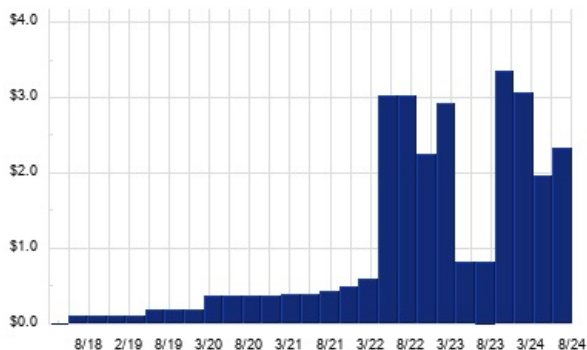


Northern Oil and Gas is an energy company engaged in the acquisition, exploration, development and production of oil and natural gas properties, primarily in the Williston Basin, the Appalachian Basin and the Permian Basin. Co. primarily engage in oil and natural gas exploration and production by participating on a proportionate basis alongside third-party interests in wells drilled and completed in spacing units that include Co.'s acreage. In addition, Co. acquires wellbore-only working interests in wells in which Co. does not hold the leasehold interests from third parties unable or unwilling to participate in particular well proposals.

## FANG – KEY STATS

Name:	Diamondback Energy, Inc.
Website:	<a href="http://www.diamondbackenergy.com">www.diamondbackenergy.com</a>
Sector:	Oil & Gas Exploration & Production
36 Month Beta:	0.74
Total Market Cap:	\$30,124,000,000
% Held by Institutions:	88.64%
% Held by ETFs:	22.33%

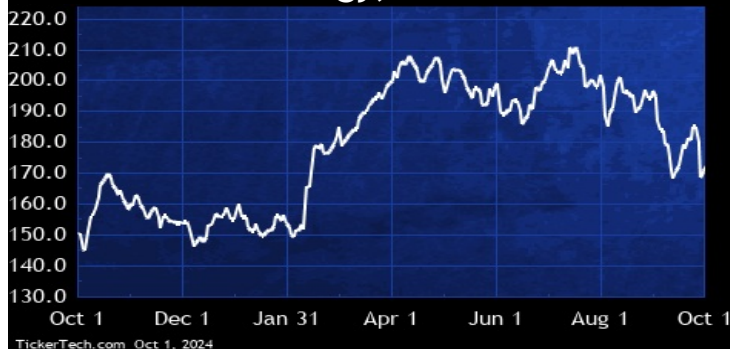
## FANG DIVIDEND HISTORY



TickerTech.com Oct 1, 2024

## FANG – 2.1% YIELD

### Diamondback Energy, Inc.

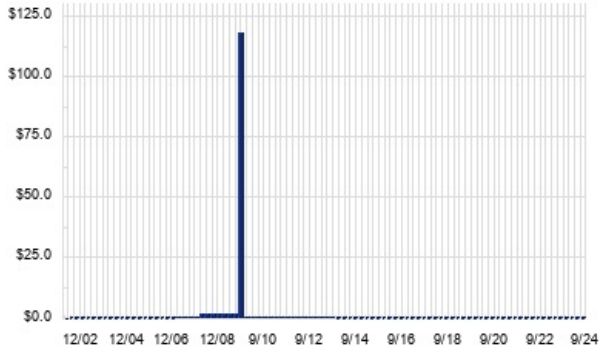


Diamondback Energy is an independent oil and natural gas company. Co. operates in the following segments: the upstream segment, which is engaged in the acquisition, development, exploration and exploitation of unconventional, onshore oil and natural gas reserves primarily in the Permian Basin in West Texas; and (ii) through its subsidiary, Rattler Midstream LP, the midstream operations segment, which is focused on ownership, operation, development and acquisition of the midstream infrastructure assets in the Midland and Delaware Basins of the Permian Basin.

## OVV – KEY STATS

Name:	Ovintiv Inc
Website:	<a href="http://www.ovintiv.com">www.ovintiv.com</a>
Sector:	<a href="#">Oil &amp; Gas Exploration &amp; Production</a>
36 Month Beta:	0.80
Total Market Cap:	\$9,753,000,000
% Held by Institutions:	83.96%
% Held by ETFs:	19.21%

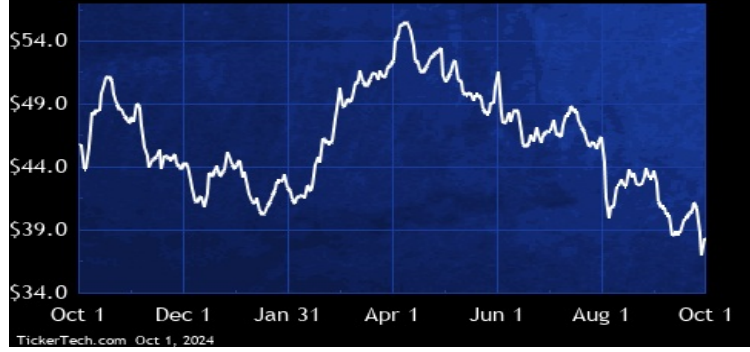
## OVV DIVIDEND HISTORY



TickerTech.com Oct 1, 2024

## OVV – 3.1% YIELD

### Ovintiv Inc

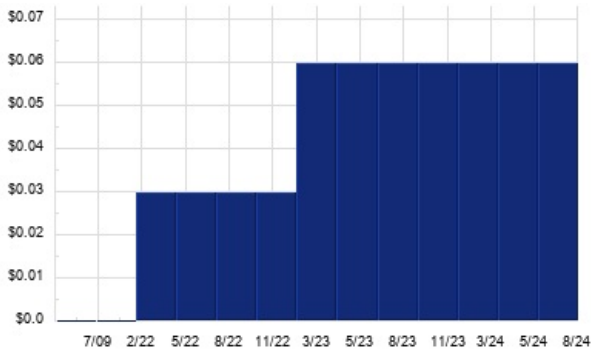


Ovintiv is an oil and natural gas exploration and production company that is focused on developing its portfolio of oil and natural gas assets located in the U.S. and Canada. Co.'s operations also include the marketing of oil, natural gas liquids (NGLs) and natural gas. Co.'s segments are: USA Operations, which includes the exploration for, development of, and production of oil, NGLs, natural gas and other related activities within the U.S.; Canadian Operations, which includes the exploration for, development of, and production of oil, NGLs, natural gas and other related activities within Canada; and Market Optimization, which includes the sale of its production to third party customers.

## EGY – KEY STATS

Name:	VAALCO Energy, Inc.
Stock buyback:	<a href="#">EGY buyback</a>
Website:	<a href="http://www.vaalco.com">www.vaalco.com</a>
Sector:	<a href="#">Oil &amp; Gas Exploration &amp; Production</a>
36 Month Beta:	0.30
Total Market Cap:	\$573,000,000
% Held by Institutions:	90.22%
% Held by ETFs:	13.15%

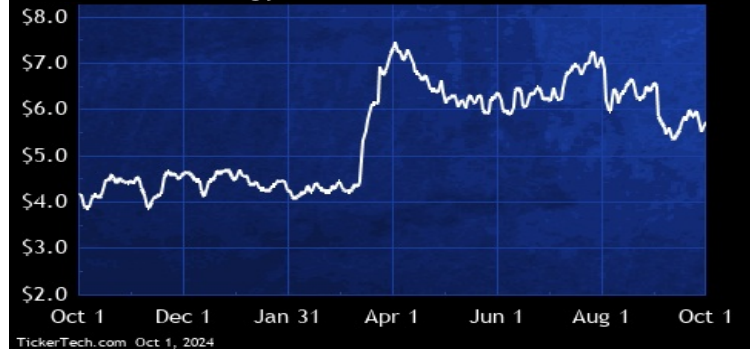
## EGY DIVIDEND HISTORY



TickerTech.com Oct 1, 2024

## EGY – 4.4% YIELD

### VAALCO Energy, Inc.

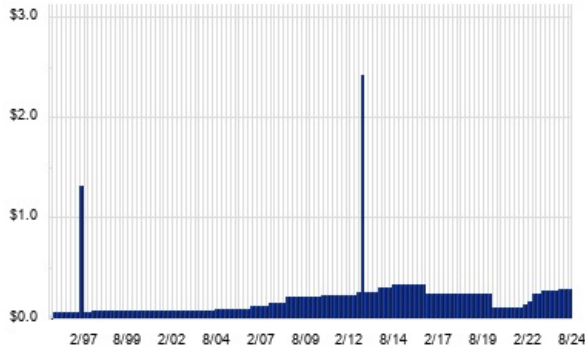


VAALCO Energy is an independent energy company engaged in the acquisition, exploration, development and production of crude oil, natural gas and natural gas liquids. Co. is primarily engaged in its Etame Production Sharing Contract related to the Etame Marin block located offshore the Republic of Gabon in West Africa. Co. also owns interests in an undeveloped block offshore Equatorial Guinea, West Africa.

## MUR – KEY STATS

Name:	Murphy Oil Corp
Stock buyback:	MUR buyback
Website:	<a href="http://www.murphyoilcorp.com">www.murphyoilcorp.com</a>
Sector:	Oil & Gas Exploration & Production
36 Month Beta:	0.92
Total Market Cap:	\$4,948,000,000
% Held by Institutions:	77.67%
% Held by ETFs:	21.48%

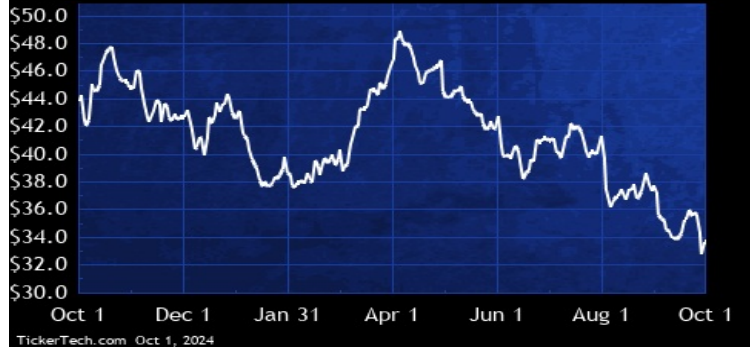
## MUR DIVIDEND HISTORY



TickerTech.com Oct 1, 2024

## MUR – 3.6% YIELD

### Murphy Oil Corp

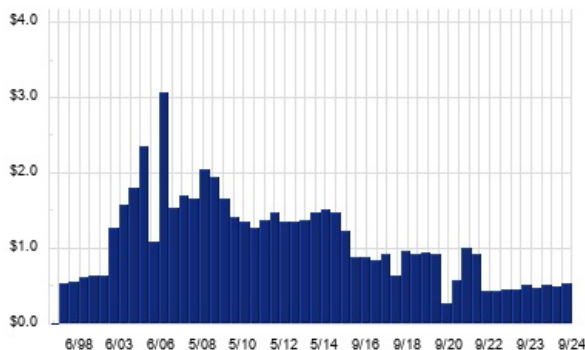


Murphy Oil is a holding company. Through its subsidiaries, Co. is a global oil and natural gas exploration and production company. Co. produces crude oil, natural gas and natural gas liquids primarily in the U.S. and Canada and explores for crude oil, natural gas and natural gas liquids in targeted areas worldwide. Co.'s principal exploration and production activities are conducted in the U.S. by wholly-owned Murphy Exploration & Production Company - USA and its subsidiaries, in Canada by wholly-owned Murphy Oil Company Ltd. and its subsidiaries, and in Australia, Brazil, Brunei, Mexico and Vietnam by wholly-owned Murphy Exploration & Production Company - International and its subsidiaries.

## E – KEY STATS

Name:	ENI S.p.A.
Website:	<a href="http://www.eni.com">www.eni.com</a>
Sector:	Oil & Gas Exploration & Production
36 Month Beta:	0.80
Total Market Cap:	\$60,395,000,000
% Held by Institutions:	11.86%
% Held by ETFs:	0.00%

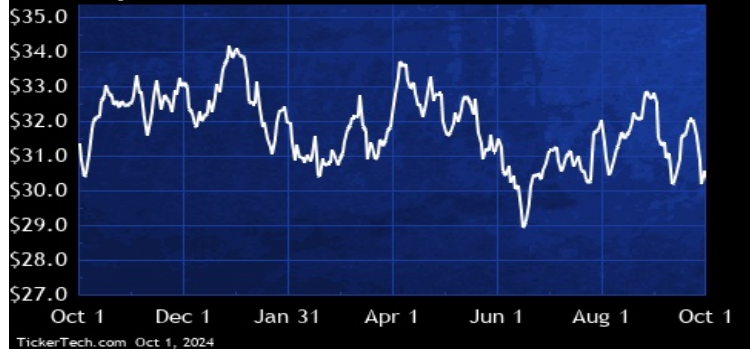
## E DIVIDEND HISTORY



TickerTech.com Oct 1, 2024

## E – 7.2% YIELD

### ENI S.p.A.



ENI engages in producing and selling energy products and services to worldwide markets. Co.'s segments include: Exploration and Production, which engages in oil and natural gas exploration and field development and production, as well as in Liquefied Natural Gas (LNG) operations, in various countries; Global Gas and LNG Portfolio, which engages in the wholesale activity of supplying and selling natural gas via pipeline and LNG, and the international transport activity; and Refining and Marketing and Chemicals, which engages in the manufacturing, supply and distribution and marketing activities of oil products and chemical products and in trading activities.

 **Energy Stock Channel**

 **Dividend Channel**

Nothing in Dividend Channel is intended to be investment advice, nor does it represent the opinion of, counsel from, or recommendations by BNK Invest Inc. or any of its affiliates, subsidiaries or partners. None of the information contained herein constitutes a recommendation that any particular security, portfolio, transaction, or investment strategy is suitable for any specific person. All viewers agree that under no circumstances will BNK Invest, Inc., its subsidiaries, partners, officers, employees, affiliates, or agents be held liable for any loss or damage caused by your reliance on information obtained. By visiting, using or viewing this site, you agree to the following [Full Disclaimer & Terms of Service](#). Video widget and dividend videos powered by Market News Video. Quote data delayed at least 20 minutes; data powered by Ticker Technologies, and Mergent. [Contact Dividend Channel](#); [Meet Our Editorial Staff](#).