

10 Yield Gushing Energy Stocks

<http://www.energystockchannel.com/>

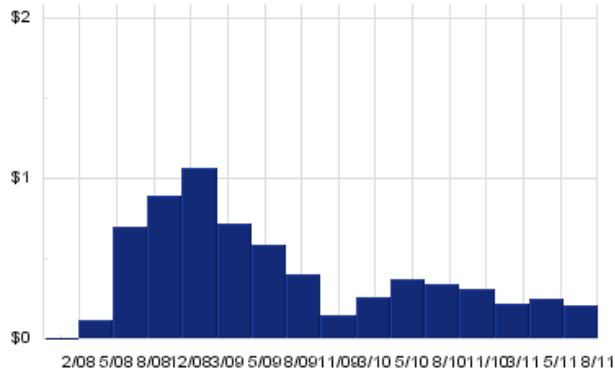
Energy Stock Channel paired our coverage universe of energy stocks, with Dividend Channel's proprietary DividendRank formula, to bring you this list of 10 top ranked energy dividend stocks. The DividendRank formula considers a variety of data – dividend history & yield, book value, quarterly earnings – and compares it to the stock's trading data to come up with certain calculations about profitability and about the stock's valuation (whether we think it looks "cheap" or "expensive"). The result is this list of the top most "interesting" ideas that merit further research.



TNK — Key Stats

Name:	Teekay Tankers Ltd
Website:	www.teekaytankers.com
Sector:	Oil & Gas Equipment & Services
Number of ETFs Holding TNK:	14 (see which ones)
Total Market Value Held by ETFs:	\$5,668,519
Total Market Capitalization:	\$214,000,000
% of Market Cap. Held by ETFs:	2.65%

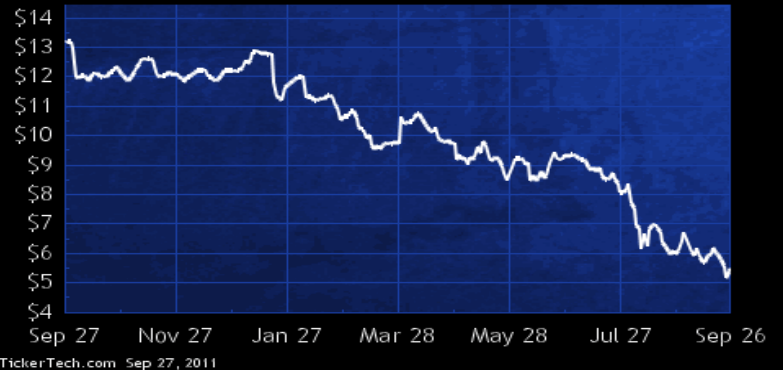
TNK Dividend History



TickerTech.com Sep 27, 2011

TNK — 15.1% Yield

Teekay Tankers Ltd



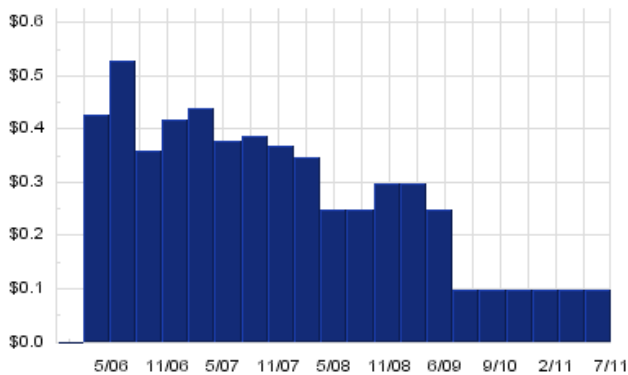
TickerTech.com Sep 27, 2011

Teekay Tankers business is to own oil tankers and employ a chartering strategy that seeks to capture upside opportunities in the spot market while using fixed-rate time charters to reduce downside risks. Co. provides of marine services to the global oil and natural gas industries and the world's operator of medium-sized oil tankers. Co. was formed by Teekay Corporation to acquire from it a fleet of double-hull Aframax-class tankers. Co.'s business is the ownership of oil tankers. As of Mar. 1, 2011, Co.'s fleet consisted of nine Aframax-class oil tankers and six Suezmax-class oil tankers, all of which are of Marshall Islands registry. Co.'s fleet has a total capacity of 1,022,700 dwt.

DHT — Key Stats

Name:	DHT Holdings, Inc.
Sector:	Oil & Gas Equipment & Services
Number of ETFs Holding DHT:	15 (see which ones)
Total Market Value Held by ETFs:	\$3,230,506
Total Market Capitalization:	\$109,000,000
% of Market Cap. Held by ETFs:	2.96%

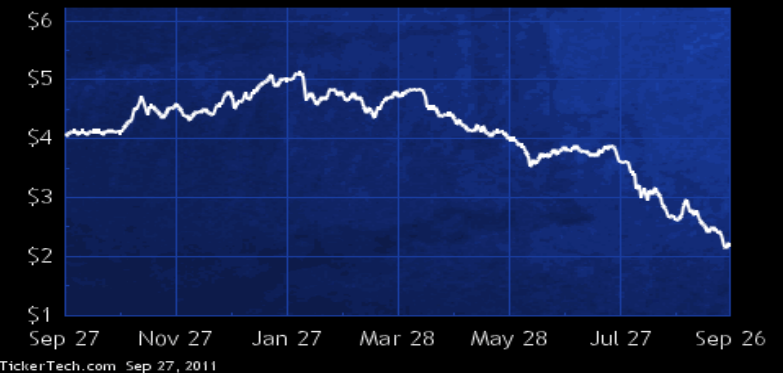
DHT Dividend History



TickerTech.com Sep 27, 2011

DHT — 17.9% Yield

DHT Holdings, Inc.



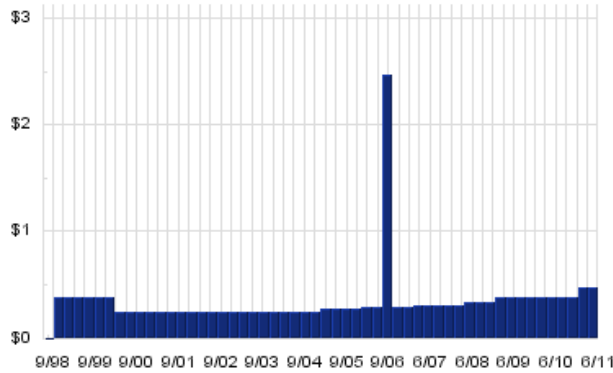
TickerTech.com Sep 27, 2011

DHT Maritime operates a fleet of crude oil tankers. As of Dec 31 2010, Co.'s fleet consisted of three very large crude carriers, which are tankers ranging in size from 200,000 to 320,000 deadweight tons, or "dwt," two Suezmaxes, which are tankers ranging in size from 130,000 to 170,000 dwt, and four Aframax tankers, which are tankers ranging in size from 80,000 to 120,000 dwt. Co.'s fleet principally operates on international routes and had a combined carrying capacity of 1,656,921 dwt.

SRE — Key Stats

Name:	Sempra Energy
Website:	www.sempra.com
Sector:	<u>Electric Utilities</u>
Number of ETFs Holding SRE:	61 (see which ones)
Total Market Value Held by ETFs:	\$575,031,947.56
Total Market Capitalization:	\$12,021,000,000
% of Market Cap. Held by ETFs:	4.78%

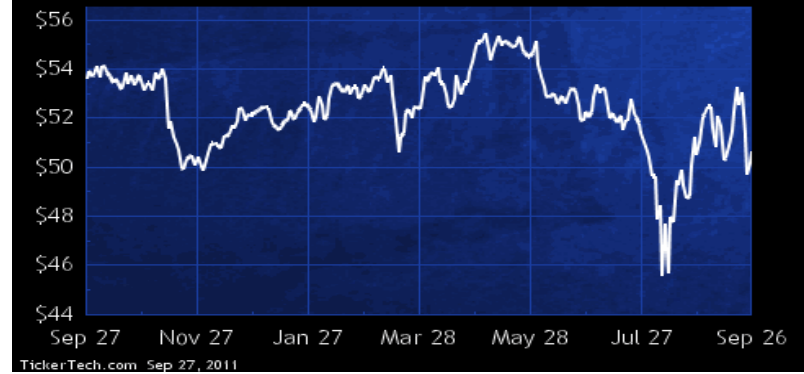
SRE Dividend History



TickerTech.com Sep 27, 2011

SRE — 3.8% Yield

Sempra Energy



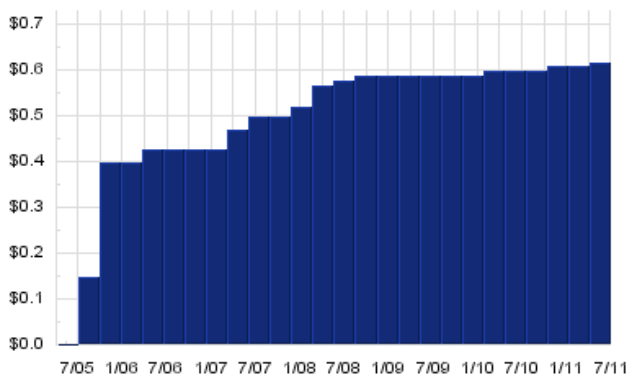
TickerTech.com Sep 27, 2011

Sempra Energy is an energy services holding company whose business units develop energy infrastructure, operate utilities and provide related products and services. Co.'s operations are divided principally between the Sempra Utilities and Sempra Global. The Sempra Utilities consist of two California regulated public utility companies: San Diego Gas & Electric Company, which at Dec 31 2010 provided electricity and natural gas to 3.5 million and 3.2 million consumers, respectively; and Southern California Gas Company, a natural gas distribution utility. Sempra Global is the holding company for Sempra Generation, Sempra Pipelines & Storage and Sempra LNG.

TLP — Key Stats

Name:	Transmontaigne Partners L.P.
Website:	www.transmontaignepartners.com
Sector:	<u>Oil & Gas Equipment & Services</u>
Number of ETFs Holding TLP:	2 (see which ones)
Total Market Value Held by ETFs:	\$392,538
Total Market Capitalization:	\$450,000,000
% of Market Cap. Held by ETFs:	0.09%

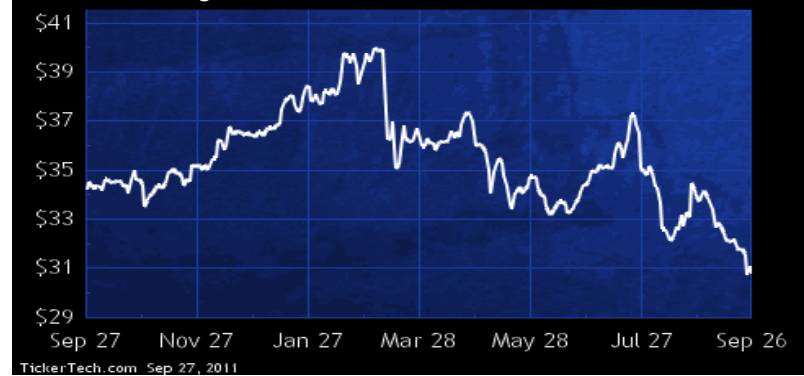
TLP Dividend History



TickerTech.com Sep 27, 2011

TLP — 7.9% Yield

Transmontaigne Partners L.P.



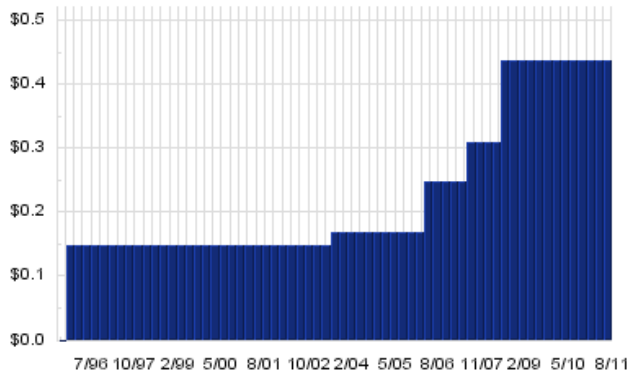
TickerTech.com Sep 27, 2011

Transmontaigne Partners is a terminaling and transportation company with operations primarily in the U.S. along the Gulf Coast, in the Midwest, in Brownsville, TX, along the Mississippi and Ohio Rivers, and in the Southeast. Co. provides integrated terminaling, storage, transportation and related services for customers engaged in the distribution and marketing of light refined petroleum products, heavy refined petroleum products, crude oil, chemicals, fertilizers and other liquid products. Light refined products include gasolines, diesel fuels, heating oil and jet fuels. Heavy refined products include residual fuel oils and asphalt.

OSG – Key Stats

Name:	Overseas Shipholding Group, Inc.
Website:	www.osg.com
Sector:	Oil & Gas Equipment & Services
Number of ETFs Holding OSG:	41 (see which ones)
Total Market Value Held by ETFs:	\$35,791,192.76
Total Market Capitalization:	\$484,000,000
% of Market Cap. Held by ETFs:	7.39%

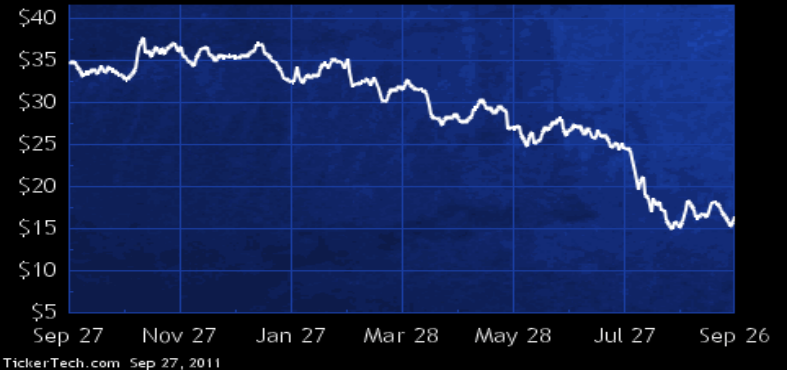
OSG Dividend History



TickerTech.com Sep 27, 2011

OSG – 5.4% Yield

Overseas Shipholding Group, Inc.



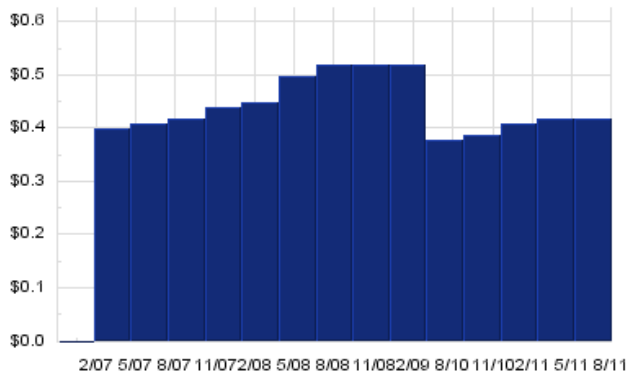
TickerTech.com Sep 27, 2011

Overseas Shipholding Group is a bulk shipping company engaged in ocean transportation of crude oil and petroleum products. Co. has three segments: International Flag Crude Tanker, which manages International Flag Ultra Large Crude Carrier, Very Large Crude Carrier, Suezmax, Aframax, Panamax, and Lightering tankers; International Product Carrier, which manages Long Range 1 and Middle Range product carriers; and U.S. Flag, which manages Co.'s U.S. Flag vessels. At Dec 31 2010, Co. owned or operated a modern fleet of 111 vessels (aggregating 11.3 million deadweight tons and 864,800 cubic meters) of which 88 vessels operated in the international market and 23 operated in the U.S. Flag market.

BBEP – Key Stats

Name:	BreitBurn Energy Partners LP
Website:	www.breitburn.com
Sector:	Oil & Gas Exploration & Production
Number of ETFs Holding BBEP:	1 (see which ones)
Total Market Value Held by ETFs:	\$1,839,126
Total Market Capitalization:	\$1,030,000,000
% of Market Cap. Held by ETFs:	0.18%

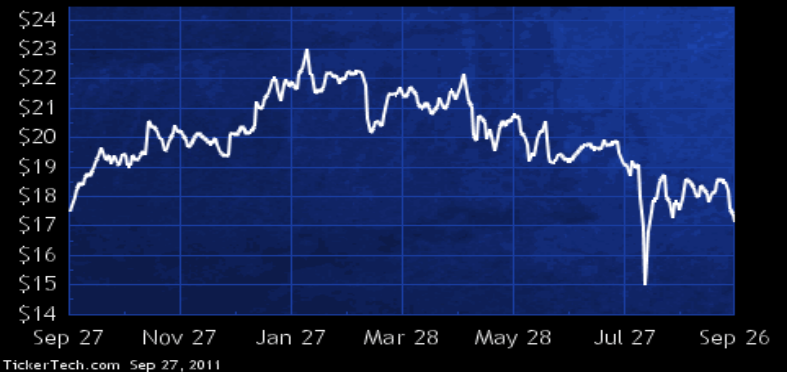
BBEP Dividend History



TickerTech.com Sep 27, 2011

BBEP – 9.7% Yield

BreitBurn Energy Partners LP



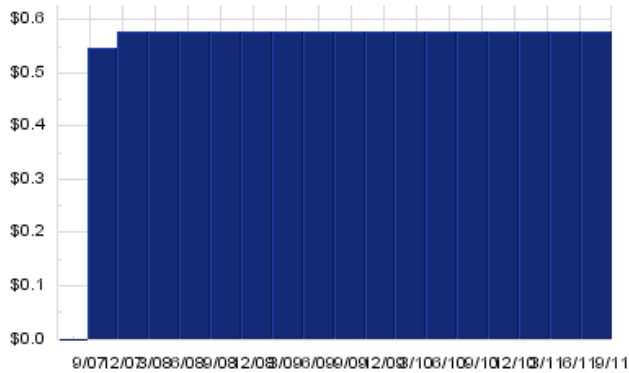
TickerTech.com Sep 27, 2011

BreitBurn Energy Partners is an independent oil and gas partnership focused on the acquisition, exploitation and development of oil and gas properties in the U.S. Co.'s assets consist primarily of producing and non-producing crude oil and natural gas reserves located mainly in the Antrim Shale in Michigan, the Los Angeles Basin in California, the Wind River and Big Horn Basins in central Wyoming, the Sunniland Trend in Florida and the New Albany Shale in Indiana and Kentucky. As of Dec 31 2009, Co.'s total estimated proved reserves were 111.3 million barrels of oil equivalent, of which approximately 65.0 % were natural gas and 35.0% were crude oil.

DBLEP – Key Stats

Name: Double Eagle Petroleum Co.
 Website: www.dble.com
 Sector: Oil & Gas Exploration & Production

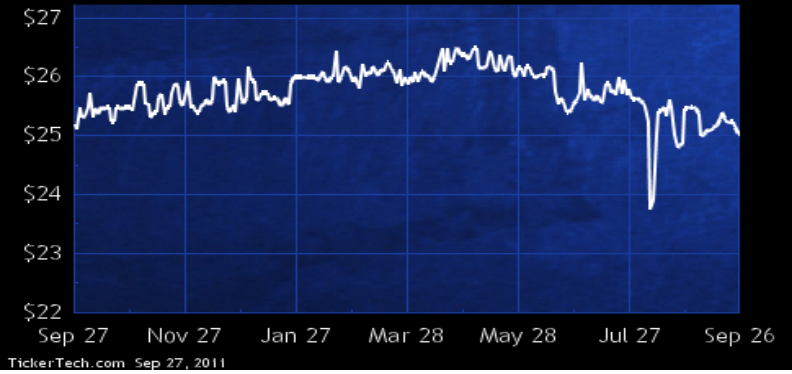
DBLEP Dividend History



TickerTech.com Sep 27, 2011

DBLEP – 9.2% Yield

Double Eagle Petroleum Co.



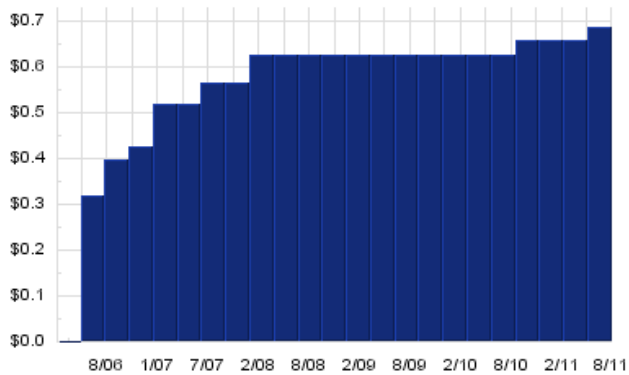
TickerTech.com Sep 27, 2011

Double Eagle Petroleum is an independent energy company engaged in the exploration, development, production and sale of natural gas and crude oil, primarily in Rocky Mountain Basins of the western U.S. Co.'s exploration prospects involve properties in southwestern Wyoming and other Rocky Mountain States. Co. also has a wholly-owned subsidiary, Eastern Washakie Midstream Pipeline, LLC, which owns and operates a 13-mile intrastate gas pipeline. As of Dec 31 2009, Co. had estimated proved reserves of 89.80 billion cubic feet of natural gas and 419.0 million barrels of oil, or a total of 92.30 billion cubic feet equivalent.

LINE – Key Stats

Name: Linn Energy LLC
 Website: www.linnenergy.com
 Sector: Oil & Gas Exploration & Production
 Number of ETFs Holding LINE: 4 (see which ones)
 Total Market Value Held by ETFs: \$7,579,769
 Total Market Capitalization: \$6,447,000,000
 % of Market Cap. Held by ETFs: 0.12%

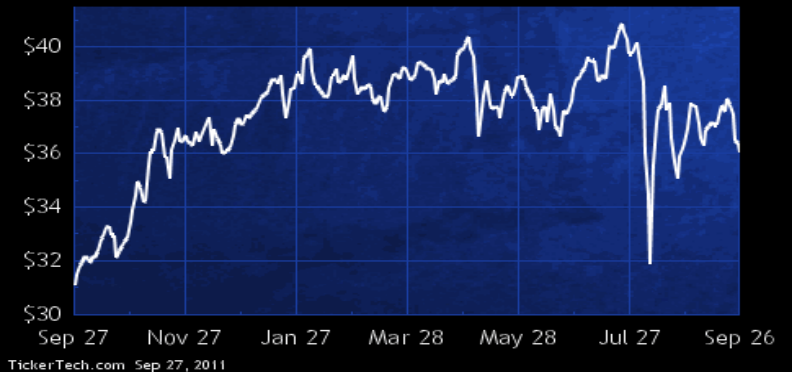
LINE Dividend History



TickerTech.com Sep 27, 2011

LINE – 7.6% Yield

Linn Energy LLC



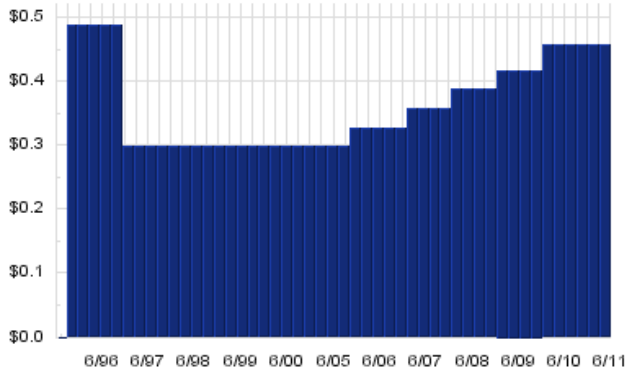
TickerTech.com Sep 27, 2011

Linn Energy is an oil and natural gas company. Co. has properties in four regions: Mid-Continent Deep, which includes the Texas Panhandle Deep Granite Wash formation and formations in Oklahoma and Kansas; Mid-Continent Shallow, which includes the Texas Panhandle Brown Dolomite formation and formations in Oklahoma, Louisiana and Illinois; California, which includes the Brea Olinda Field of the Los Angeles Basin; and Permian Basin, which includes West Texas and Southeast New Mexico. At Dec 31 2009, proved reserves were 1,712.00 billion cubic feet equivalent, of which about 36.0% were oil, 45.0% were natural gas, 19.0% were natural gas liquids, and about 71.0% were proved developed.

PCG — Key Stats

Name:	PG&E Corp. (Holding Co.)
Website:	www.pgecorp.com
Sector:	Electric Utilities
Number of ETFs Holding PCG:	64 (see which ones)
Total Market Value Held by ETFs:	\$769,240,102.95
Total Market Capitalization:	\$17,317,000,000
% of Market Cap. Held by ETFs:	4.44%

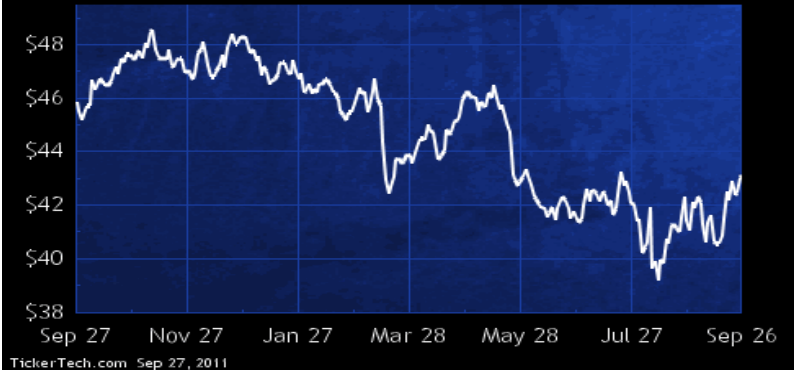
PCG Dividend History



TickerTech.com Sep 27, 2011

PCG — 4.2% Yield

PG&E Corp.

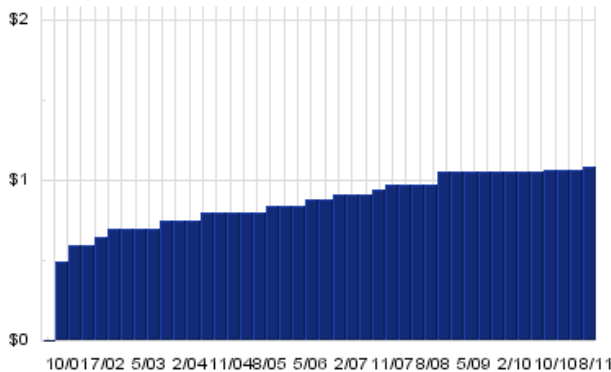


PG&E is a holding company. Through Pacific Gas and Electric Company (Utility), a public utility operating in northern and central California, Co. is engaged in the businesses of electricity and natural gas distribution; electricity generation, procurement, and transmission; and natural gas procurement, transportation, and storage. The Utility owns and operates a natural gas transportation, storage, and distribution system in California that extends throughout all or a part of 39 of California's 58 counties. As of Dec 31, 2010, the Utility served approximately 5.2 million electricity distribution customers and approximately 4.3 million natural gas distribution customers.

NS — Key Stats

Name:	NuStar Energy L.P.
Website:	www.nustarenergy.com
Sector:	Oil & Gas Refining & Marketing
Number of ETFs Holding NS:	2 (see which ones)
Total Market Value Held by ETFs:	\$307,714
Total Market Capitalization:	\$3,523,000,000
% of Market Cap. Held by ETFs:	0.01%

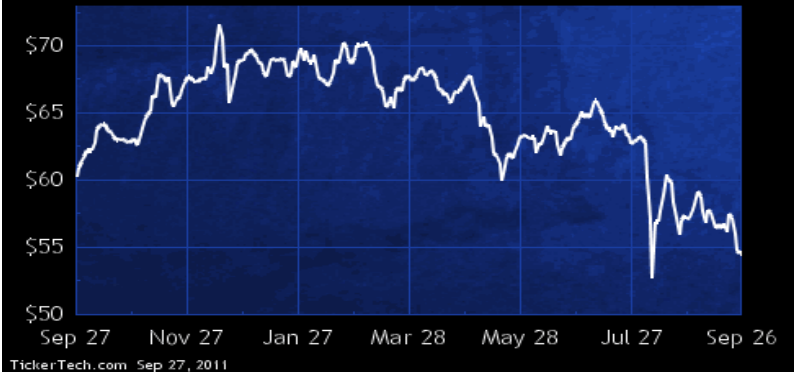
NS Dividend History



TickerTech.com Sep 27, 2011

NS — 7.9% Yield

NuStar Energy L.P.



NuStar Energy is engaged in the terminalling and storage of petroleum products, the transportation of petroleum products and anhydrous ammonia, and asphalt and fuels marketing. Co. has three reportable business segments: storage, which includes terminal and storage facilities that provide storage and handling services for petroleum products, specialty chemicals, crude oil and other liquids and crude oil storage tanks used to store and deliver crude oil; transportation, which consists of the transportation of refined petroleum products, crude oil and anhydrous ammonia; and asphalt and fuels marketing, which includes its asphalt refining operations and fuels marketing operations.

 **Energy Stock Channel**

 **Dividend Channel**

Nothing in Dividend Channel is intended to be investment advice, nor does it represent the opinion of, counsel from, or recommendations by BNK Invest Inc. or any of its affiliates, subsidiaries or partners. None of the information contained herein constitutes a recommendation that any particular security, portfolio, transaction, or investment strategy is suitable for any specific person. All viewers agree that under no circumstances will BNK Invest, Inc., its subsidiaries, partners, officers, employees, affiliates, or agents be held liable for any loss or damage caused by your reliance on information obtained. By visiting, using or viewing this site, you agree to the following [Full Disclaimer & Terms of Service](#). Video widget and dividend videos powered by Market News Video. Quote data delayed at least 20 minutes; [data powered by Ticker Technologies](#), and Mergent. [Contact Dividend Channel](#); [Meet Our Editorial Staff](#).