

10 Yield Gushing Energy Stocks

<http://www.energystockchannel.com/>

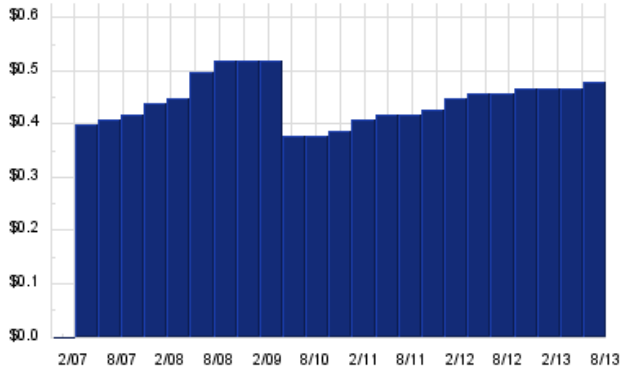
Energy Stock Channel paired our coverage universe of energy stocks, with Dividend Channel's proprietary DividendRank formula, to bring you this list of 10 top ranked energy dividend stocks. The DividendRank formula considers a variety of data – dividend history & yield, book value, quarterly earnings – and compares it to the stock's trading data to come up with certain calculations about profitability and about the stock's valuation (whether we think it looks "cheap" or "expensive"). The result is this list of the top most "interesting" ideas that merit further research.



BBEP – Key Stats

Name:	BreitBurn Energy Partners LP
Website:	www.breitburn.com
Sector:	Oil & Gas Exploration & Production
36 Month Beta:	0.77
Total Market Cap:	\$1,811,000,000
% Held by Institutions:	36.7%
% Held by ETFs:	0.04%

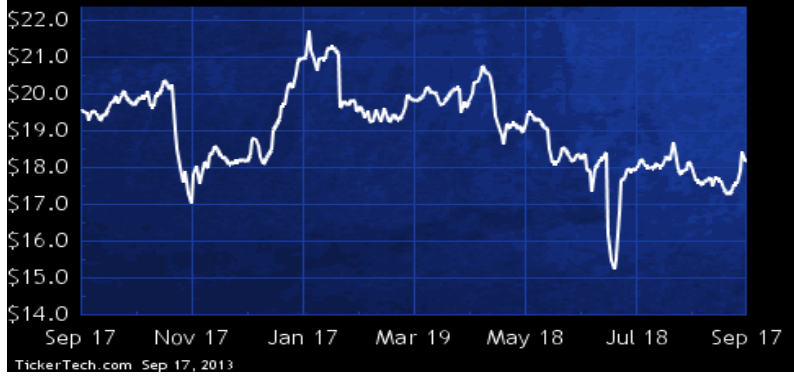
BBEP Dividend History



TickerTech.com Sep 17, 2013

BBEP – 10.5% Yield

BreitBurn Energy Partners LP

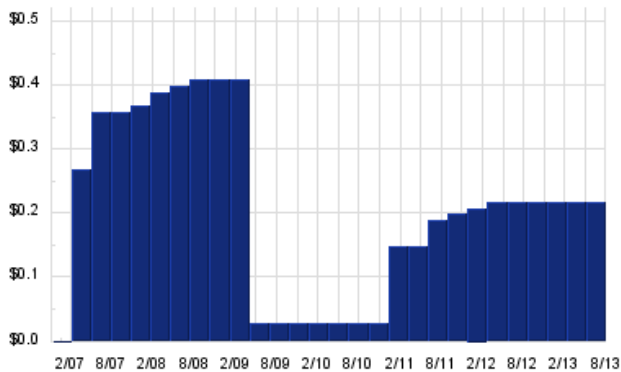


BreitBurn Energy Partners is an independent oil and gas partnership focused on the acquisition, exploitation and development of oil and gas properties. Co.'s assets are located in: the Antrim Shale and other non-Antrim formations in Michigan; the Evanston and Green River Basins in southwestern Wyoming; the Wind River and Big Horn Basins in central Wyoming; the Powder River Basin in eastern Wyoming; the Los Angeles Basin in California; the Sunniland Trend in Florida; and the New Albany Shale in Indiana and Kentucky. As of Dec 31 2011, Co.'s total estimated proved reserves were 151.1 million barrels of oil equivalent, of which approximately 65.0 % was natural gas and 35.0% was crude oil.

EROC – Key Stats

Name:	Eagle Rock Energy Partners LP
Website:	www.eaglerockenergy.com
Sector:	Oil & Gas Equipment & Services
36 Month Beta:	1.06
Total Market Cap:	\$1,061,000,000
% Held by Institutions:	67.48%
% Held by ETFs:	0.04%

EROC Dividend History



TickerTech.com Sep 17, 2013

EROC – 13.1% Yield

Eagle Rock Energy Partners LP

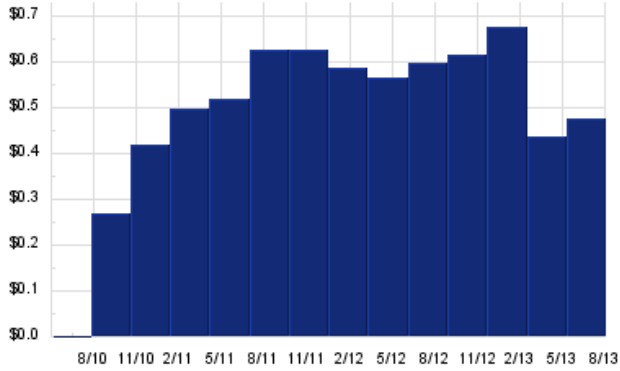


Eagle Rock Energy Partners is a limited partnership engaged in the following two businesses: Midstream, which focuses on gathering, compressing, treating, processing, transporting, marketing and trading natural gas, fractionating, transporting and marketing natural gas liquids, and crude oil and condensate logistics and marketing; and Upstream, which focuses on developing and producing oil and natural gas property interests. As of Dec 31 2012, Co.'s estimated net proved reserves in the Upstream business were 349.60 billion cubic feet equivalent, which consisted of 194.40 billion cubic feet of natural gas, 13.0 million barrels (MMBbls) of oil, and 12.9 MMBbls of natural gas liquids.

ECT – Key Stats

Name: ECA Marcellus Trust I
Sector: Rental, Leasing, & Royalty

ECT Dividend History



TickerTech.com Sep 17, 2013

ECT – 19.5% Yield

ECA Marcellus Trust I

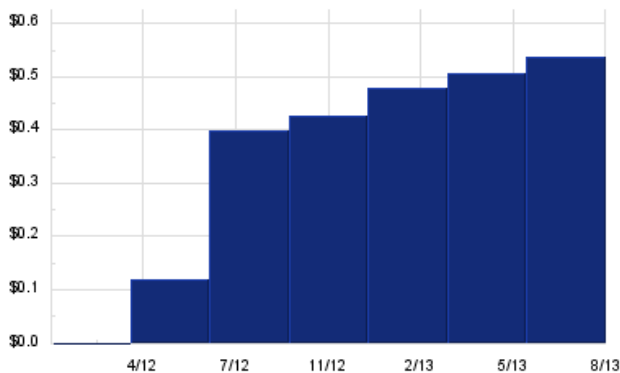


ECA Marcellus Trust I is a statutory trust engaged in owning royalty interests in 14 producing horizontal natural gas wells producing from the Marcellus Shale formation, all of which are online and are located in Greene County, PA, and royalty interests in 52 development wells drilled in the Marcellus Shale formation. As of Dec 31 2012, the total gas reserves attributable to Co.'s interests were 68.50 billion cubic feet.

ARP – Key Stats

Name: Atlas Resource Partners, L.P.
Website: www.atlasresourcepartners.com
Sector: Oil & Gas Exploration & Production
36 Month Beta: 0.79
Total Market Cap: \$1,247,000,000
% Held by Institutions: NA%
% Held by ETFs: 0.03%

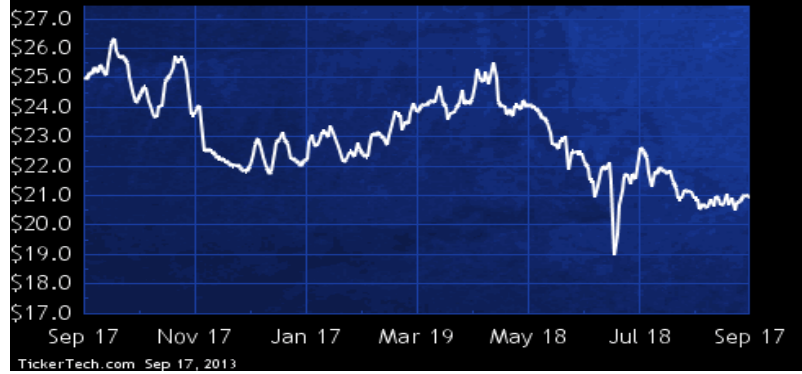
ARP Dividend History



TickerTech.com Sep 17, 2013

ARP – 10.3% Yield

Atlas Resource Partners, L.P.

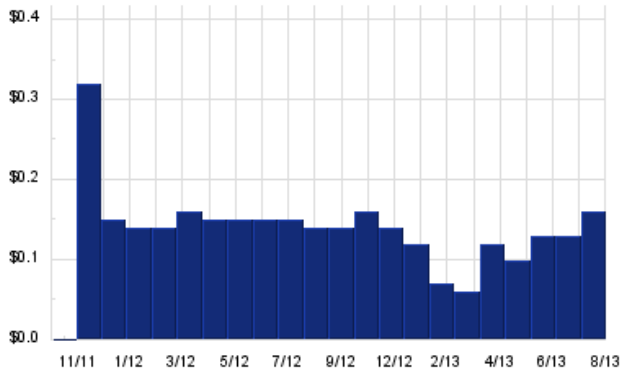


Atlas Resource Partners is an independent developer and producer of natural gas, crude oil and natural gas liquids, with operations in the following areas: the Barnett Shale and Marble Falls play in the Forth Worth Basin in northern Texas; the Appalachia basin, including the Marcellus Shale and the Utica Shale; the Mississippi Lime and Hunton plays in northwestern Oklahoma; the Chattanooga Shale in northeastern Tennessee, the Niobrara Shale in northeastern Colorado, the New Albany Shale in southwestern Indiana, and the Antrim Shale in Michigan. As of Dec 31 2012, Co. had proved natural gas and oil reserves of 723.36 billion cubic feet equivalent.

NDRO — Key Stats

Name: Enduro Royalty Trust
 Website: www.enduroroyaltytrust.com
 Sector: Rental, Leasing, & Royalty

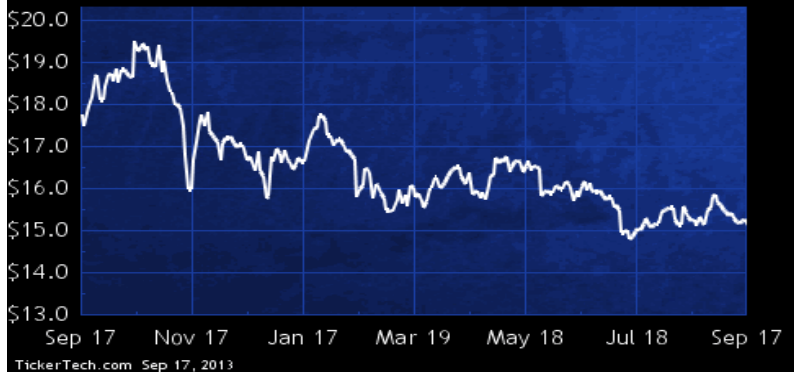
NDRO Dividend History



TickerTech.com Sep 17, 2013

NDRO — 12.9% Yield

Enduro Royalty Trust

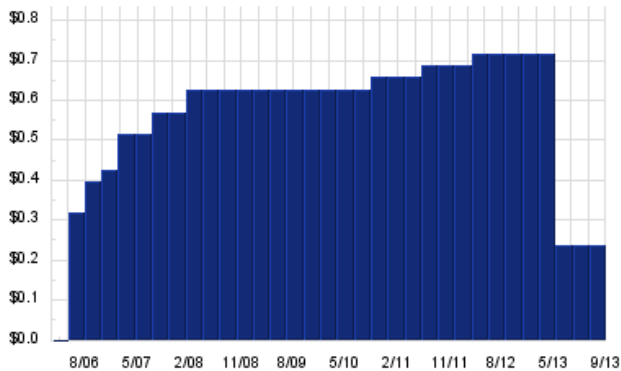


Enduro Royalty Trust is a statutory trust, engaged in holding a net profits interest representing the right to receive 80% of the net profits from the sale of oil and natural gas production from certain properties in the states of Texas, Louisiana and New Mexico (Underlying Properties). As of Dec 31 2012, the Underlying Properties had proved reserves of 21.4 million barrels of oil equivalent.

LINE — Key Stats

Name: Linn Energy LLC
 Website: www.linnenergy.com
 Sector: Oil & Gas Exploration & Production
 36 Month Beta: 0.81
 Total Market Cap: \$6,624,000,000
 % Held by Institutions: 22.61%
 % Held by ETFs: 0.08%

LINE Dividend History



TickerTech.com Sep 17, 2013

LINE — 10.2% Yield

Linn Energy LLC

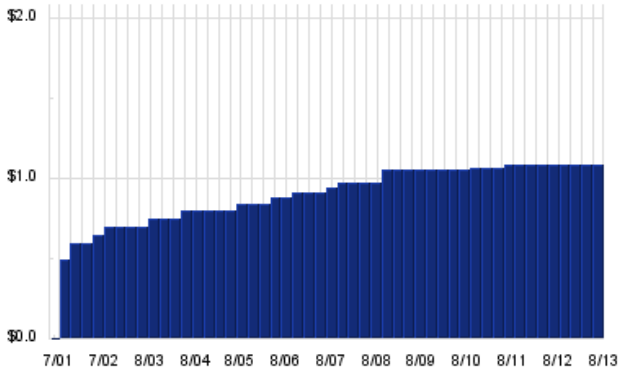


Linn Energy is an independent oil and natural gas company. Co.'s properties include: Mid-Continent Deep, which include the Texas Panhandle Deep Granite Wash formation and formations in Oklahoma and Kansas; Mid-Continent Shallow, which include the Texas Panhandle Brown Dolomite formation and formations in Oklahoma, Louisiana and Illinois; Permian Basin, which include areas in West Texas and Southeast New Mexico; Michigan, which include the Antrim Shale formation; California, which include the Brea Olinda Field of the Los Angeles Basin; and Williston Basin, which includes the Bakken formation in North Dakota. At Dec 31 2011, Co.'s proved reserves were 3,370.00 billion cubic feet equivalent.

NS — Key Stats

Name:	NuStar Energy L.P.
Website:	www.nustarenergy.com
Sector:	Oil & Gas Refining & Marketing
36 Month Beta:	1.05
Total Market Cap:	\$2,960,000,000
% Held by Institutions:	46.62%
% Held by ETFs:	0.07%

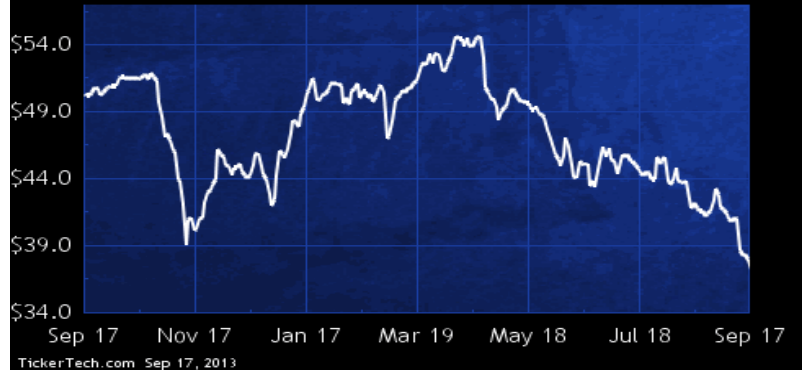
NS Dividend History



TickerTech.com Sep 17, 2013

NS — 11.8% Yield

NuStar Energy L.P.



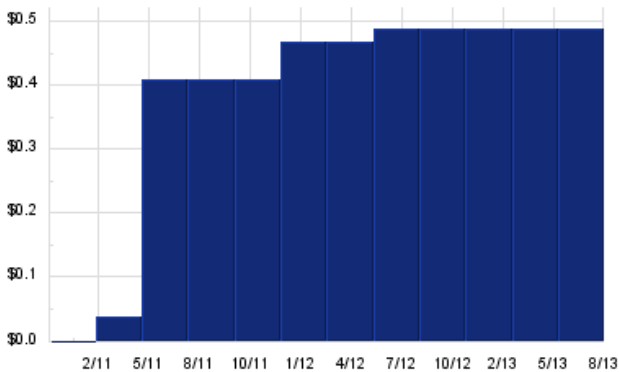
TickerTech.com Sep 17, 2013

NuStar Energy engages in the terminalling and storage of petroleum products, the transportation of petroleum products and anhydrous ammonia, and petroleum refining marketing. Co. has three business segments: storage, which includes terminal and storage facilities that provide storage, handling and other services for petroleum products, specialty chemicals, crude oil and other liquids and storage tanks used to store and deliver crude oil; transportation, which consists of the transportation of refined petroleum products, crude oil and anhydrous ammonia; and asphalt and fuels marketing, which includes its asphalt operations, its fuels marketing operations and its San Antonio, TX refinery.

QRE — Key Stats

Name:	QR Energy LP
Website:	www.qrenergylp.com
Sector:	Oil & Gas Exploration & Production
36 Month Beta:	0.79
Total Market Cap:	\$977,000,000
% Held by Institutions:	NA%
% Held by ETFs:	0.14%

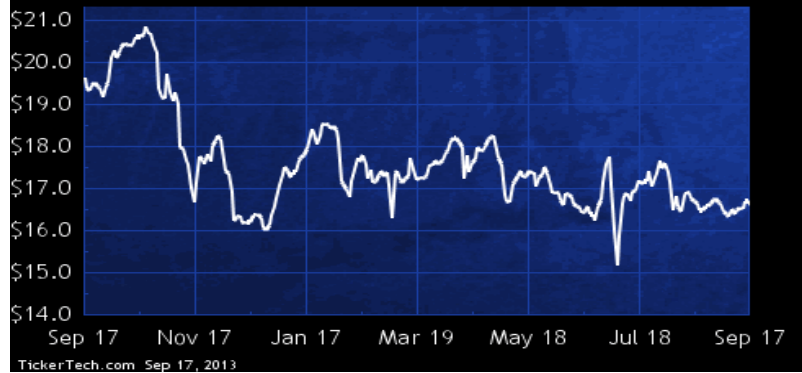
QRE Dividend History



TickerTech.com Sep 17, 2013

QRE — 11.7% Yield

QR Energy LP



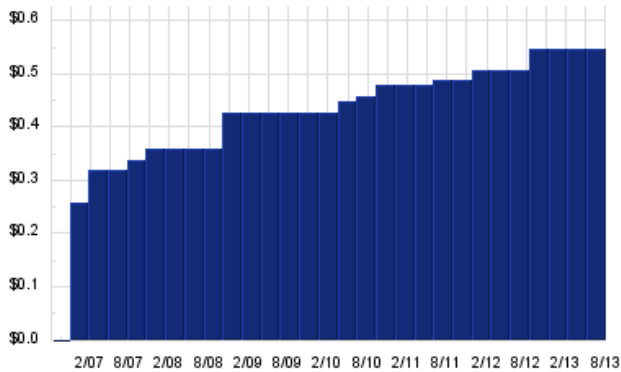
TickerTech.com Sep 17, 2013

QR Energy is engaged in the acquisition, exploitation, development and production of oil and natural gas properties. Co.'s business activities are conducted through its wholly-owned subsidiary, QRE Operating, LLC. Co.'s properties are located in the Permian Basin, the Ark-La-Tex, Gulf Coast, and the Mid-Continent areas. Co. designs and manages the development, recompletion or workover for all of the wells it operates including the supervision of operation and maintenance activities. As of Dec 31 2012, Co.'s total estimated proved reserves were about 99.1 million barrels of oil equivalent, of which about 68.0% were oil and natural gas liquids and 75.0% were proved developed reserves.

NSH — Key Stats

Name:	NuStar GP Holdings LLC
Website:	www.nustargpholdings.com
Sector:	Oil & Gas Equipment & Services
36 Month Beta:	0.85
Total Market Cap:	\$869,000,000
% Held by Institutions:	51.02%
% Held by ETFs:	0.00%

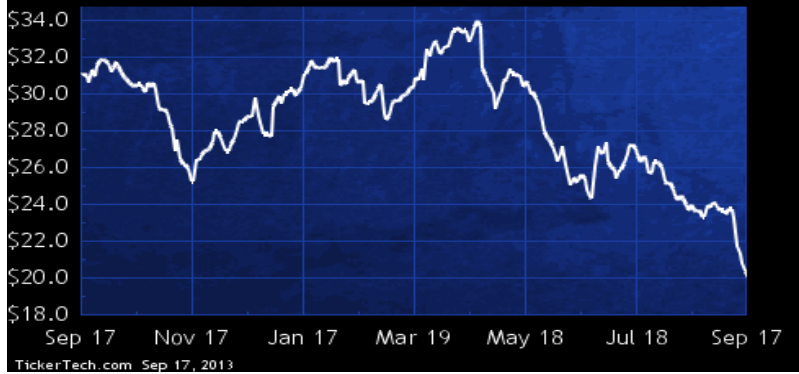
NSH Dividend History



TickerTech.com Sep 17, 2013

NSH — 10.9% Yield

NuStar GP Holdings LLC

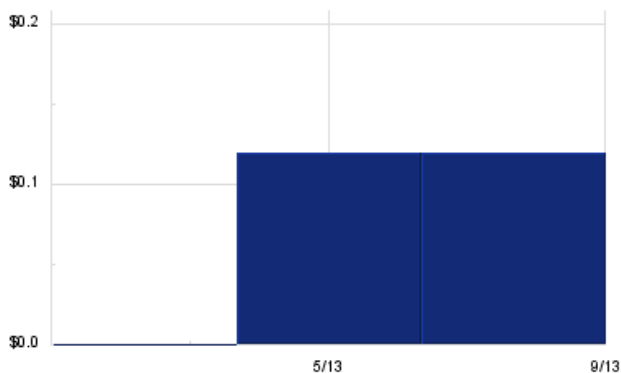


NuStar GP Holdings, through its ownership interests in NuStar Energy L.P. (NuStar Energy), is engaged in the terminalling and storage of petroleum products, the transportation of petroleum products and anhydrous ammonia, and petroleum refining and marketing. NuStar Energy has terminal facilities in the U.S., Canada, Mexico, the Netherlands, including St. Eustatius in the Caribbean, the U.K. and Turkey.

CRK — Key Stats

Name:	Comstock Resources, Inc.
Website:	www.comstockresources.com
Sector:	Oil & Gas Exploration & Production
36 Month Beta:	2.02
Total Market Cap:	\$742,000,000
% Held by Institutions:	97.7%
% Held by ETFs:	8.03%

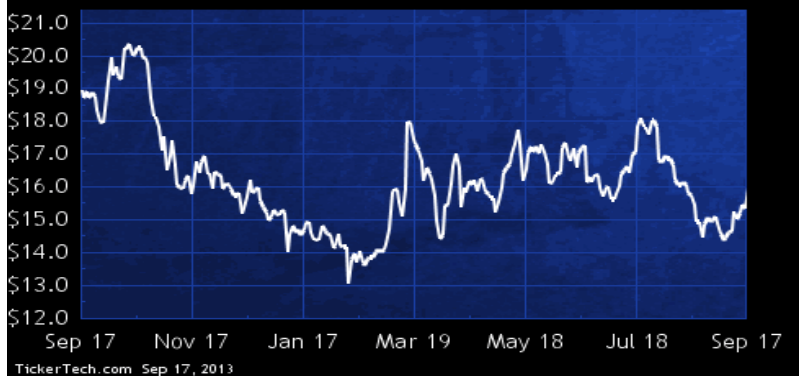
CRK Dividend History



TickerTech.com Sep 17, 2013

CRK — 3.1% Yield

Comstock Resources, Inc.



Comstock Resources is engaged in the acquisition, development, production and exploration of oil and natural gas. Co.'s oil and gas operations are concentrated in the East Texas/North Louisiana region, which consists of Logansport, Toledo Bend, Beckville, Waskom, Blocker, Mansfield, Darco and Douglass fields; South Texas region, which includes Eagleville, Fandango, Rosita, Javelina and Las Hermanitas fields; and West Texas region, which consist of Wolfbone. As of Dec 31 2012, Co.'s oil and natural gas properties are estimated to have proved reserves of 711.90 billion cubic feet of natural gas equivalent.

 **Energy Stock Channel**

 **Dividend Channel**

Nothing in Dividend Channel is intended to be investment advice, nor does it represent the opinion of, counsel from, or recommendations by BNK Invest Inc. or any of its affiliates, subsidiaries or partners. None of the information contained herein constitutes a recommendation that any particular security, portfolio, transaction, or investment strategy is suitable for any specific person. All viewers agree that under no circumstances will BNK Invest, Inc., its subsidiaries, partners, officers, employees, affiliates, or agents be held liable for any loss or damage caused by your reliance on information obtained. By visiting, using or viewing this site, you agree to the following [Full Disclaimer & Terms of Service](#). Video widget and dividend videos powered by Market News Video. Quote data delayed at least 20 minutes; [data powered by Ticker Technologies](#), and Mergent. [Contact Dividend Channel](#); [Meet Our Editorial Staff](#).