

10 Yield Gushing Energy Stocks

<http://www.energystockchannel.com/>

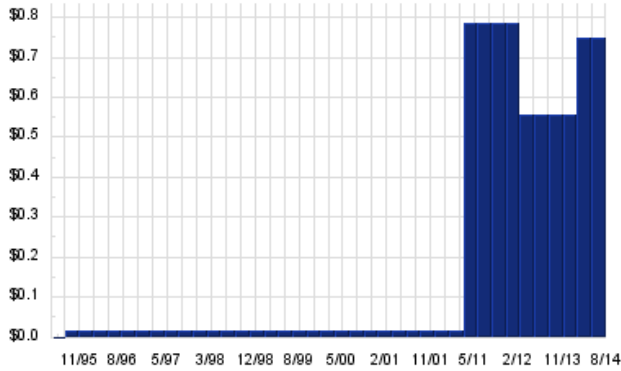
Energy Stock Channel paired our coverage universe of energy stocks, with Dividend Channel's proprietary DividendRank formula, to bring you this list of 10 top ranked energy dividend stocks. The DividendRank formula considers a variety of data – dividend history & yield, book value, quarterly earnings – and compares it to the stock's trading data to come up with certain calculations about profitability and about the stock's valuation (whether we think it looks "cheap" or "expensive"). The result is this list of the top most "interesting" ideas that merit further research.



RIG — Key Stats

Name:	Transocean Ltd.
Website:	www.deepwater.com
Sector:	Oil & Gas Exploration & Production
36 Month Beta:	2.23
Total Market Cap:	\$13,952,000,000
% Held by Institutions:	67.76%
% Held by ETFs:	3.46%

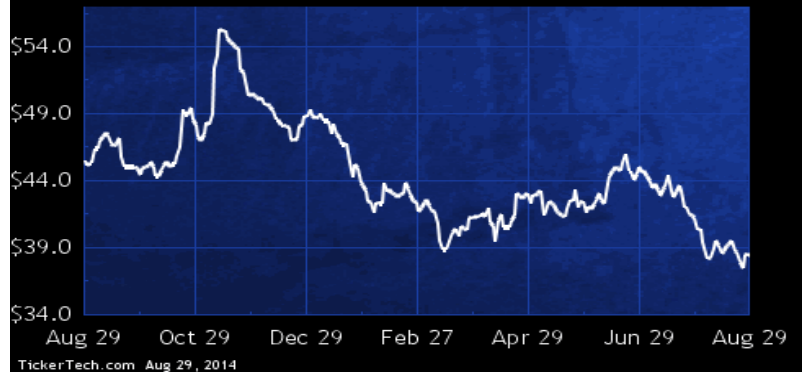
RIG Dividend History



TickerTech.com Aug 29, 2014

RIG — 7.8% Yield

Transocean Ltd.

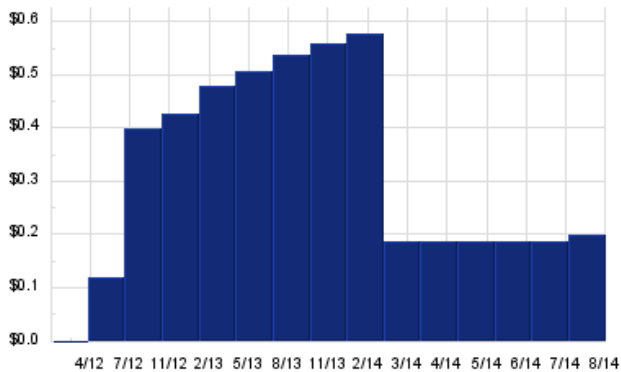


Transocean is a provider of offshore contract drilling services for oil and gas wells. Co. focuses on deepwater and harsh environment drilling services. Co. contracts its drilling rigs, related equipment and work crews on a day rate basis to drill oil and gas wells. Co. also provides oil and gas drilling management services, drilling engineering and drilling project management services primarily in the North Sea, through Advanced Drilling Technology International Limited (ADTI), its wholly-owned U.K. subsidiary. ADTI conducts drilling management services primarily either on a dayrate or on a completed-project, fixed-price or turnkey basis.

ARP — Key Stats

Name:	Atlas Resource Partners, L.P.
Website:	www.atlasresourcepartners.com
Sector:	Oil & Gas Exploration & Production
36 Month Beta:	0.25
Total Market Cap:	\$1,320,000,000
% Held by Institutions:	58.44%
% Held by ETFs:	1.39%

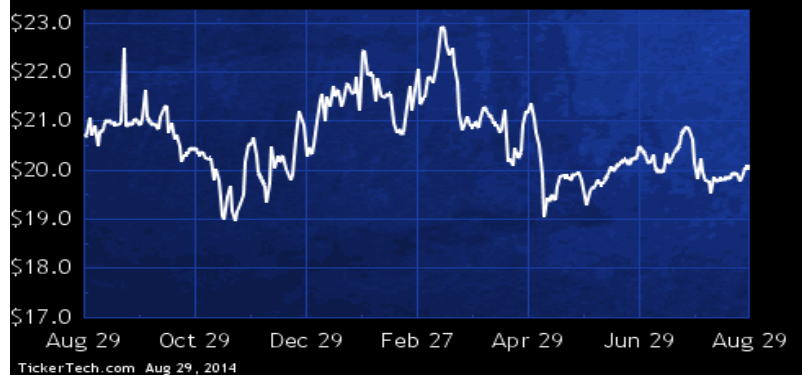
ARP Dividend History



TickerTech.com Aug 29, 2014

ARP — 11.8% Yield

Atlas Resource Partners, L.P.

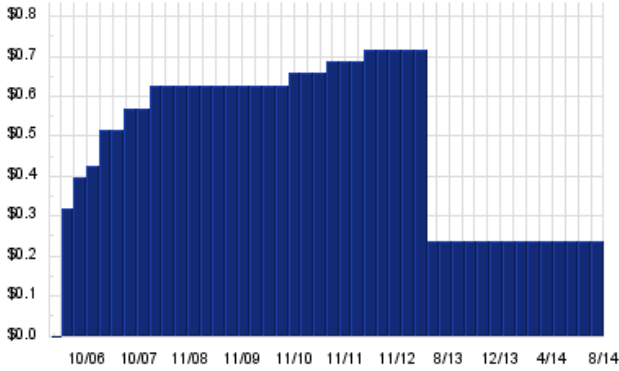


Atlas Resource Partners is an independent developer and producer of natural gas, crude oil and natural gas liquids, with operations in the following areas: the Barnett Shale and Marble Falls play in the Fort Worth Basin in northern Texas; the coal-bed methane producing natural gas assets in the Raton Basin in northern New Mexico, the Black Warrior Basin in central Alabama and the County Line area of Wyoming; the Appalachia basin, including the Marcellus Shale and the Utica Shale; the Mississippi Lime and Hunton plays in northwestern Oklahoma; and other operating areas. As of Dec 31 2013, Co. had total estimated proved reserves of 1.17 trillion cubic feet of gas equivalents.

LINE – Key Stats

Name:	Linn Energy LLC
Website:	www.linnenergy.com
Sector:	Oil & Gas Exploration & Production
36 Month Beta:	0.79
Total Market Cap:	\$10,346,000,000
% Held by Institutions:	12.91%
% Held by ETFs:	0.21%

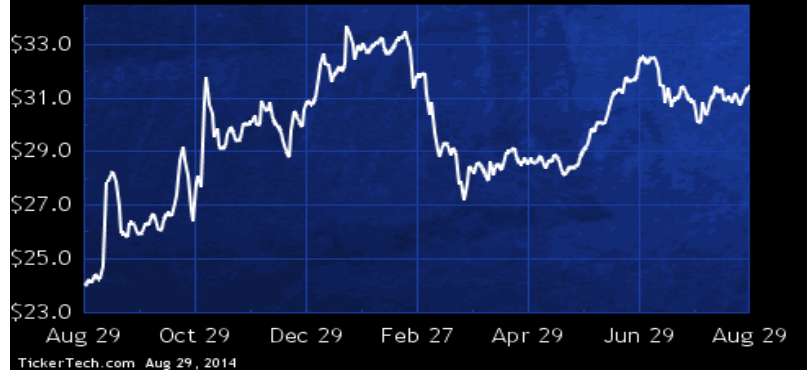
LINE Dividend History



TickerTech.com Aug 29, 2014

LINE – 9.2% Yield

Linn Energy LLC

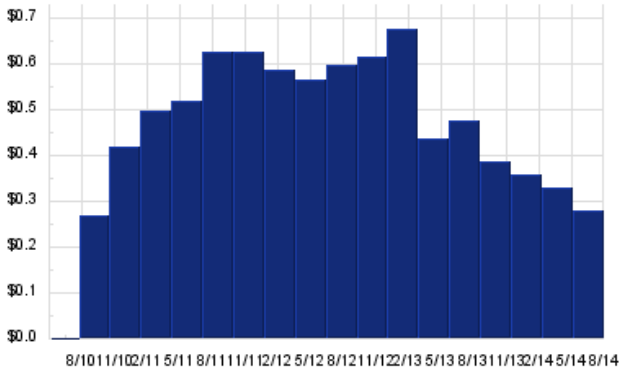


Linn Energy is an independent oil and natural gas company. Co.'s properties include: properties in Oklahoma, Louisiana and the eastern Texas Panhandle (including the Granite Wash and Cleveland horizontal plays); properties in Kansas and the Shallow Texas Panhandle; properties in southwest Wyoming; areas in west Texas and southeast New Mexico; the Antrim Shale formation in the northern Michigan and oil properties in southern Illinois; the Bakken formation in North Dakota and the Powder River Basin in Wyoming; the Brea Olinda Field of the Los Angeles Basin; and properties in east Texas. At Dec 31 2012, Co. had estimated total proved reserves of 4.80 trillion cubic feet of gas equivalent.

ECT – Key Stats

Name:	ECA Marcellus Trust I
Sector:	Rental, Leasing, & Royalty

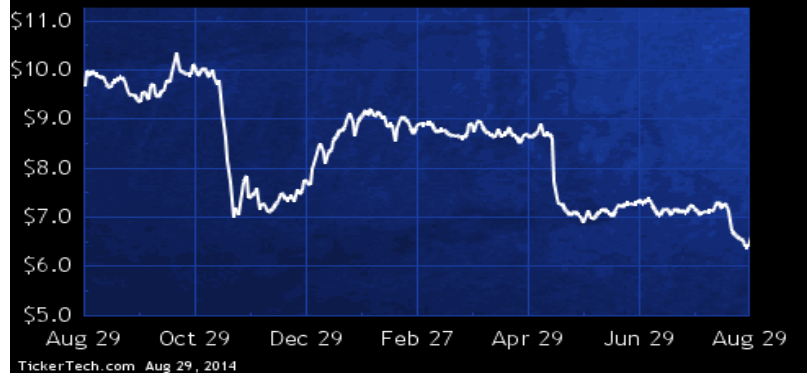
ECT Dividend History



TickerTech.com Aug 29, 2014

ECT – 17.0% Yield

ECA Marcellus Trust I

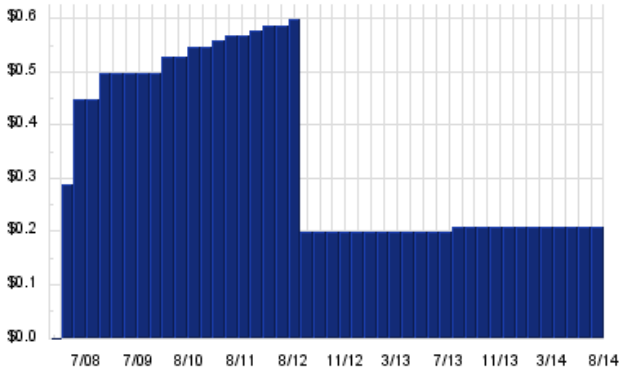


ECA Marcellus Trust I is a statutory trust engaged in owning royalty interests in 14 producing horizontal natural gas wells producing from the Marcellus Shale formation, all of which are online and are located in Greene County, PA, and royalty interests in 52 development wells drilled in the Marcellus Shale formation. As of Dec 31 2013, the total gas reserves attributable to Co.'s interests were 60.45 billion cubic feet.

VNR — Key Stats

Name:	Vanguard Natural Resource LLC
Website:	www.vnrllc.com
Sector:	Oil & Gas Exploration & Production
36 Month Beta:	-0.13
Total Market Cap:	\$2,490,000,000
% Held by Institutions:	14.12%
% Held by ETFs:	0.13%

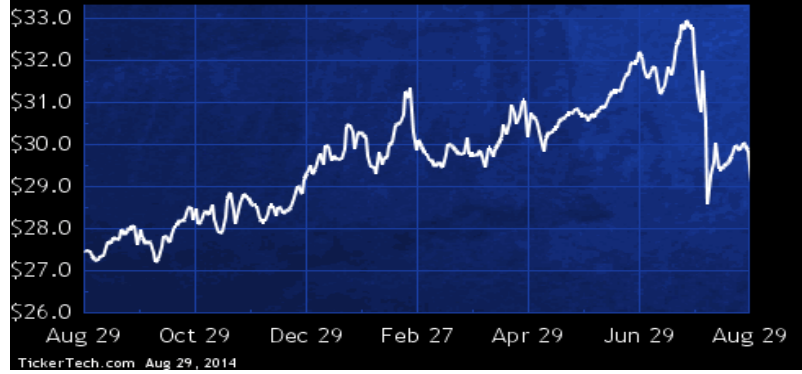
VNR Dividend History



TickerTech.com Aug 29, 2014

VNR — 8.7% Yield

Vanguard Natural Resource LLC

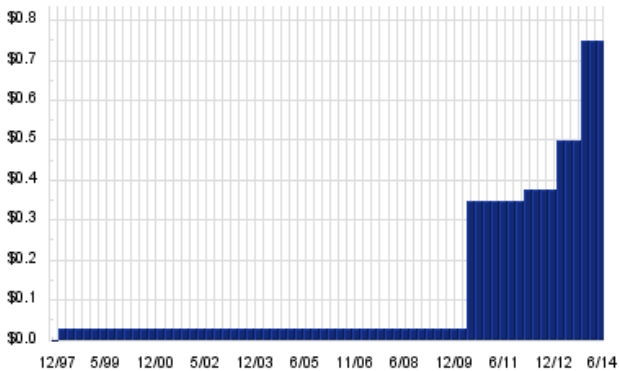


Vanguard Natural Resource is focused on the acquisition and development of oil and natural gas properties. Co. owns properties and oil and natural gas reserves in: the Arkoma Basin in Arkansas and Oklahoma; the Permian Basin in West Texas and New Mexico; the Big Horn Basin in Wyoming and Montana; the Piceance Basin in Colorado; South Texas; the Williston Basin in North Dakota and Montana; the Wind River Basin in Wyoming; the Powder River Basin in Wyoming; and Mississippi. At Dec 31 2011, Co.'s estimated proved developed and undeveloped reserves for crude oil, natural gas, and natural gas liquids were 44.8 million barrels, 163.00 billion cubic feet, and 7.4 million barrels, respectively.

ESV — Key Stats

Name:	EnSCO plc
Website:	www.enscoplc.com
Sector:	Oil & Gas Exploration & Production
36 Month Beta:	1.06
Total Market Cap:	\$11,739,000,000
% Held by Institutions:	78.23%
% Held by ETFs:	6.13%

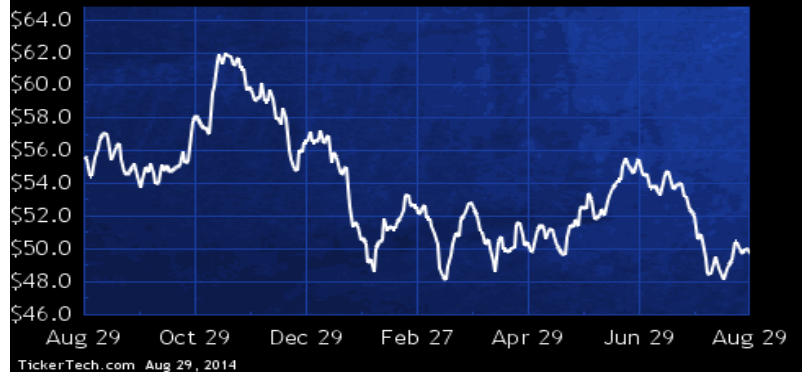
ESV Dividend History



TickerTech.com Aug 29, 2014

ESV — 6.0% Yield

EnSCO plc

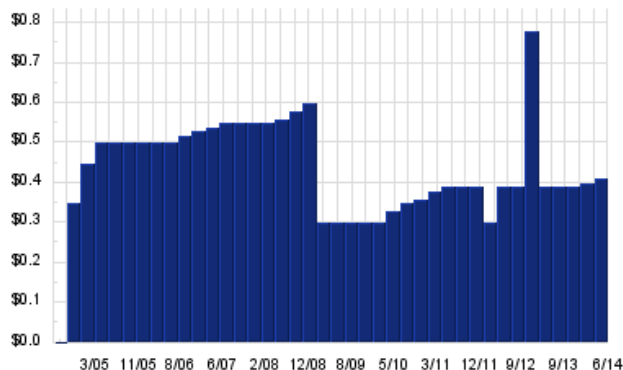


EnSCO is a global offshore contract drilling company. As of Dec 31 2013, Co. owned and operated an offshore drilling rig fleet of 74 rigs, including six rigs under construction. Co.'s rig fleet includes 10 drillships, 13 dynamically positioned semisubmersible rigs, six moored semisubmersible rigs and 45 jackup rigs. The markets in which Co. operates include the U.S. Gulf of Mexico, Mexico, Brazil, the Mediterranean, the North Sea, the Middle East, West Africa, Australia and Southeast Asia. Co. has three operating segments: floaters, which includes its drillships and semisubmersible rigs, jackups and other, which consists of management services on rigs owned by third-parties.

SFL – Key Stats

Name:	Ship Finance International Ltd
Website:	www.shipfinance.org
Sector:	Oil & Gas Equipment & Services
36 Month Beta:	1.39
Total Market Cap:	\$1,820,000,000
% Held by Institutions:	34.34%
% Held by ETFs:	2.36%

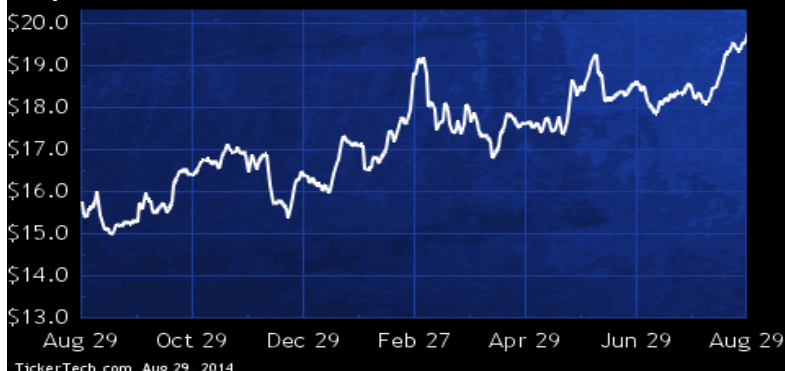
SFL Dividend History



TickerTech.com Aug 29, 2014

SFL – 8.3% Yield

Ship Finance International Ltd

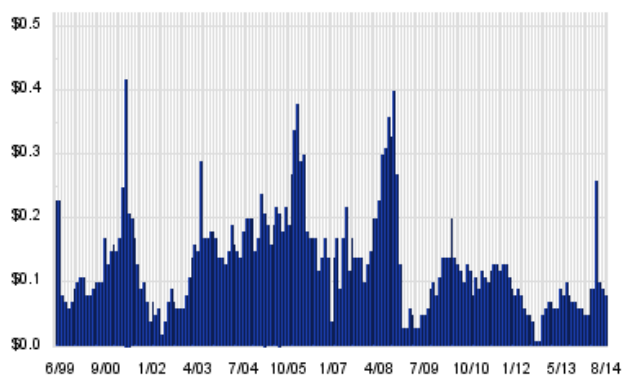


Ship Finance International is holding company. Through its subsidiaries, Co. is engaged in the ownership and operation of vessels and offshore related assets; as well as the charter, purchase and sale of assets. Co. operates through subsidiaries, partnerships and branches located in Bermuda, Cyprus, Malta, Liberia, Norway, Singapore, the United Kingdom and the Marshall Islands. As at April 12, 2013, Co.'s assets consist of 24 oil tankers, 12 drybulk carriers, 11 container vessels (including two chartered-in 13,800 TEU vessels), two car carriers, one jack-up drilling rig, three ultra-deepwater drilling units, six offshore supply vessels and two chemical tankers.

HGT – Key Stats

Name:	Hugoton Royalty Trust (TX)
Website:	www.hugotontrust.com
Sector:	Rental, Leasing, & Royalty
36 Month Beta:	1.09
Total Market Cap:	\$388,000,000
% Held by Institutions:	11.11%
% Held by ETFs:	1.24%

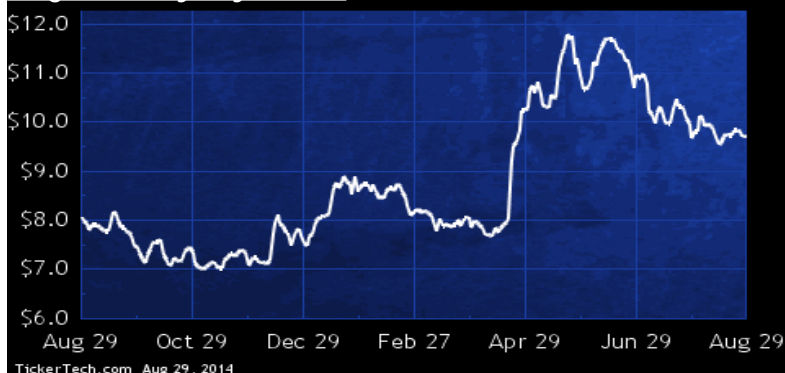
HGT Dividend History



TickerTech.com Aug 29, 2014

HGT – 10.0% Yield

Hugoton Royalty Trust

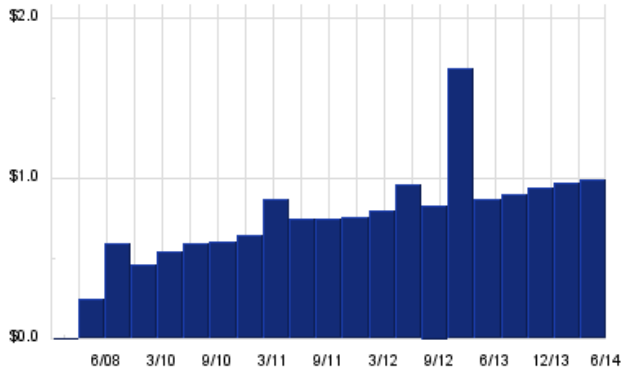


Hugoton Royalty Trust is an express trust. XTO Energy Inc. is the grantor and Bank of America, N.A. is the trustee for Co. As of Dec 31 2013, Co. had 80.0% net profits interests in the underlying properties that are predominantly natural gas producing working interest properties in the Hugoton area of Oklahoma and Kansas, the Anadarko Basin of Oklahoma and the Green River Basin of Wyoming. Also as of Dec 31 2013, Co. had total proved reserves of 85.5 million cubic feet of natural gas and 969 barrels of oil from its net profits interests. XTO Energy, Inc. owns the underlying properties.

SDRL — Key Stats

Name:	Seadrill Ltd
Website:	www.seadrill.com
Sector:	Oil & Gas Exploration & Production
36 Month Beta:	1.55
Total Market Cap:	\$17,666,000,000
% Held by Institutions:	26.29%
% Held by ETFs:	0.95%

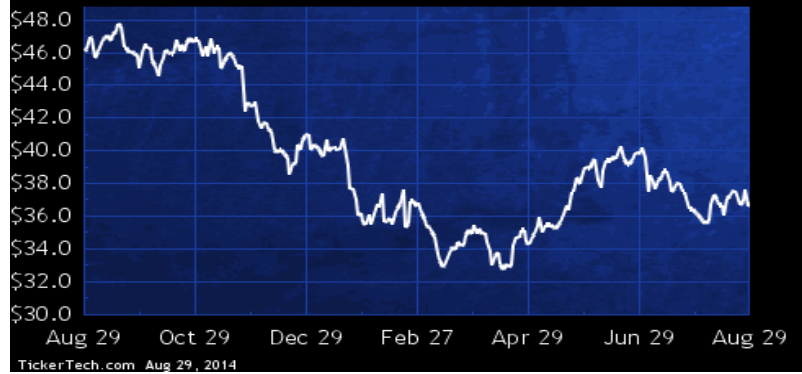
SDRL Dividend History



TickerTech.com Aug 28, 2014

SDRL — 10.8% Yield

Seadrill Ltd

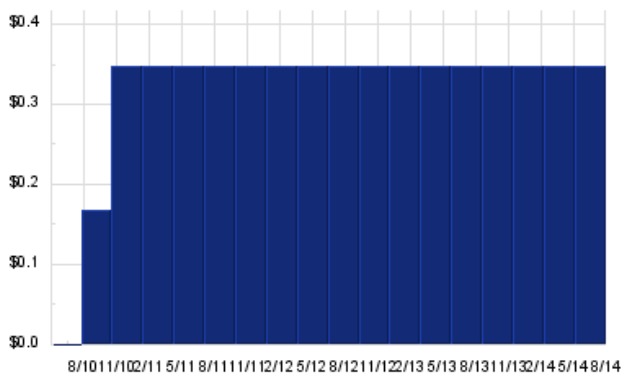


Seadrill is an offshore drilling contractor that provides offshore drilling services to the oil and gas industry. Co.'s primary business is the ownership and operation of drillships, semi-submersible rigs, jack-up rigs and tender rigs for operations in shallow-, mid-, deep, and ultra deep-water areas, and in benign and harsh environments. Through its subsidiaries, Co. also provides platform drilling, facility engineering, modular rig, well intervention and oilfield technologies, and drilling and well services. Co. is engaged in three business segments: Floaters, Jack-up Rigs and Tender Rigs.

NKA — Key Stats

Name:	Niska Gas Storage Partners LLC
Website:	www.niskapartners.com
Sector:	Oil & Gas Equipment & Services
36 Month Beta:	0.61
Total Market Cap:	\$516,000,000
% Held by Institutions:	58.61%
% Held by ETFs:	0.04%

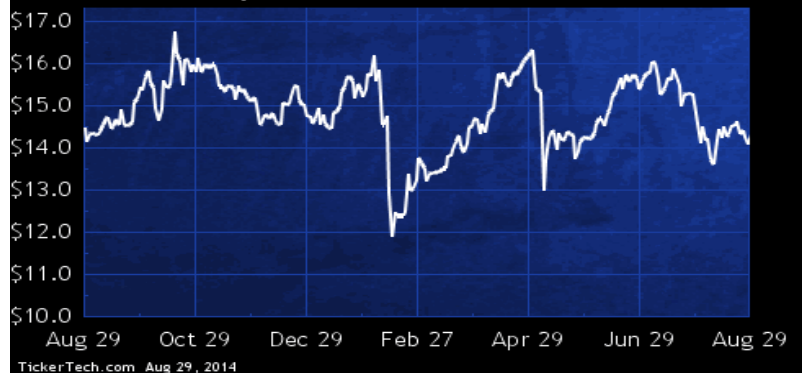
NKA Dividend History



TickerTech.com Aug 29, 2014

NKA — 9.8% Yield

Niska Gas Storage Partners LLC



Niska Gas Storage Partners is engaged in the ownership and/or operation of natural gas storage assets in North America. Co. operates the Countess and Suffield gas storage facilities (collectively, the AECO Hub) in Alberta, Canada, and the Wild Goose and Salt Plains gas storage facilities in California and Oklahoma, respectively. Each of these facilities market natural gas storage services. Co. stores natural gas for a range of customers, including financial institutions, marketers, pipelines, power generators, utilities and producers of natural gas.

 **Energy Stock Channel**

 **Dividend Channel**

Nothing in Dividend Channel is intended to be investment advice, nor does it represent the opinion of, counsel from, or recommendations by BNK Invest Inc. or any of its affiliates, subsidiaries or partners. None of the information contained herein constitutes a recommendation that any particular security, portfolio, transaction, or investment strategy is suitable for any specific person. All viewers agree that under no circumstances will BNK Invest, Inc., its subsidiaries, partners, officers, employees, affiliates, or agents be held liable for any loss or damage caused by your reliance on information obtained. By visiting, using or viewing this site, you agree to the following [Full Disclaimer & Terms of Service](#). Video widget and dividend videos powered by Market News Video. Quote data delayed at least 20 minutes; [data powered by Ticker Technologies](#), and Mergent. [Contact Dividend Channel](#); [Meet Our Editorial Staff](#).

