

10 Yield Gushing Energy Stocks

<http://www.energystockchannel.com/>

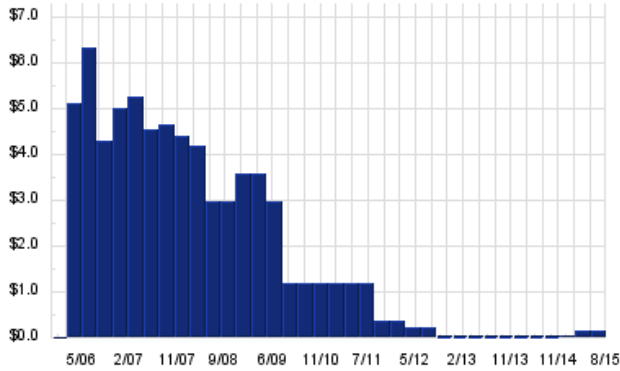
Energy Stock Channel paired our coverage universe of energy stocks, with Dividend Channel's proprietary DividendRank formula, to bring you this list of 10 top ranked energy dividend stocks. The DividendRank formula considers a variety of data – dividend history & yield, book value, quarterly earnings – and compares it to the stock's trading data to come up with certain calculations about profitability and about the stock's valuation (whether we think it looks "cheap" or "expensive"). The result is this list of the top most "interesting" ideas that merit further research.



DHT — Key Stats

Name:	DHT Holdings, Inc.
Website:	www.dhtankers.com
Sector:	Oil & Gas Equipment & Services
36 Month Beta:	1.45
Total Market Cap:	\$660,000,000
% Held by Institutions:	91.1%
% Held by ETFs:	3.09%

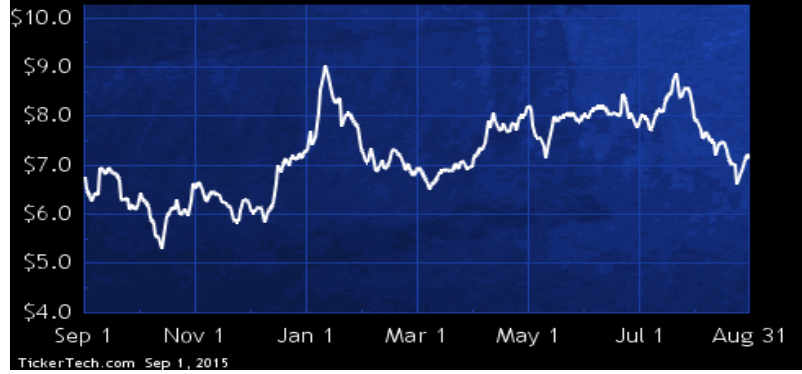
DHT Dividend History



TickerTech.com Sep 1, 2015

DHT — 8.4% Yield

DHT Holdings, Inc.



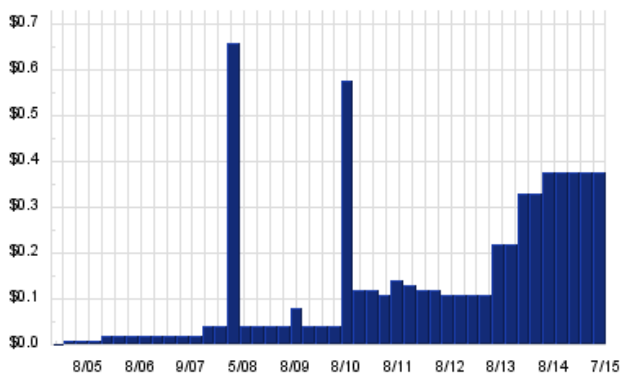
TickerTech.com Sep 1, 2015

Co. is a holding company. Through its subsidiaries, Co. operates a fleet of crude oil tankers. As of Mar. 10, 2015, Co.'s fleet consisted of 18 crude oil tankers, including 14 very large crude carriers, 2 Suezmax tankers, and 2 Aframax tankers. The fleet in operation consists of 14 very large crude carriers, which are tankers ranging in size from 200,000 to 320,000 deadweight tons, two Suezmax tankers, which are tankers ranging in size from 130,000 to 170,000 dwt and two Aframax tankers, which are tankers ranging in size from 80,000 to 120,000 dwt. Co.'s fleet principally operates on international routes and its fleet in operation had a combined carrying capacity of 4,910,160 dwt.

NE — Key Stats

Name:	Noble Corp plc
Stock buyback:	NE buyback
Website:	www.noblecorp.com
Sector:	Oil & Gas Equipment & Services
36 Month Beta:	0.65
Total Market Cap:	\$2,998,000,000
% Held by Institutions:	95.06%
% Held by ETFs:	10.04%

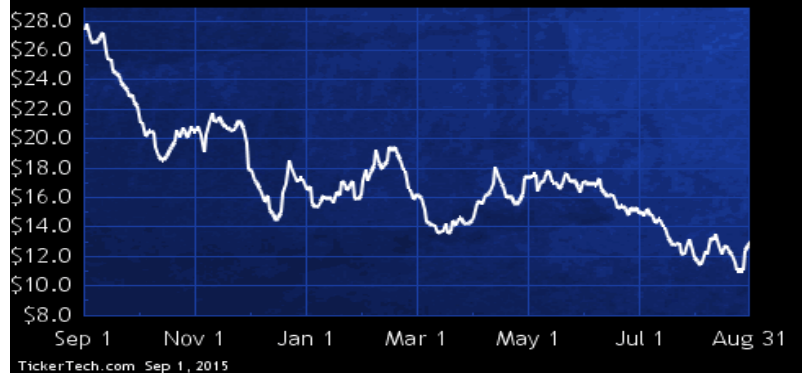
NE Dividend History



TickerTech.com Sep 1, 2015

NE — 11.5% Yield

Noble Corp plc



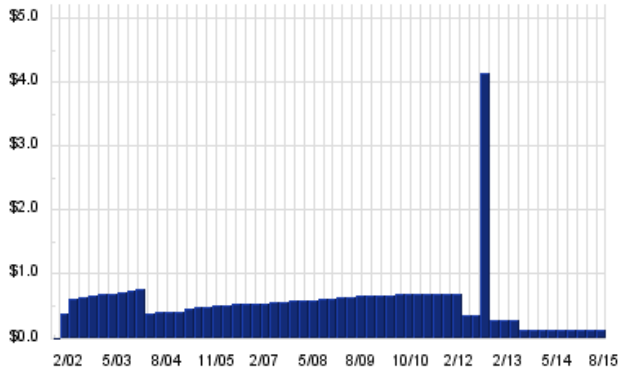
TickerTech.com Sep 1, 2015

Noble is an offshore drilling contractor for the oil and gas industry. Co. performs contract drilling services with its fleet of mobile offshore drilling units located worldwide. Co.'s drilling fleet is composed of the following types of units: drillships, semisubmersibles, and jackups. Co. conducts its contract drilling operations principally in the U.S., Argentina, Brazil, the North Sea, the Mediterranean, West Africa, the Middle East, Asia and Australia.

CEQP – Key Stats

Name:	Crestwood Equity Partners LP
Sector:	Oil & Gas Equipment & Services
36 Month Beta:	1.44
Total Market Cap:	\$501,000,000
% Held by Institutions:	75.12%
% Held by ETFs:	0.03%

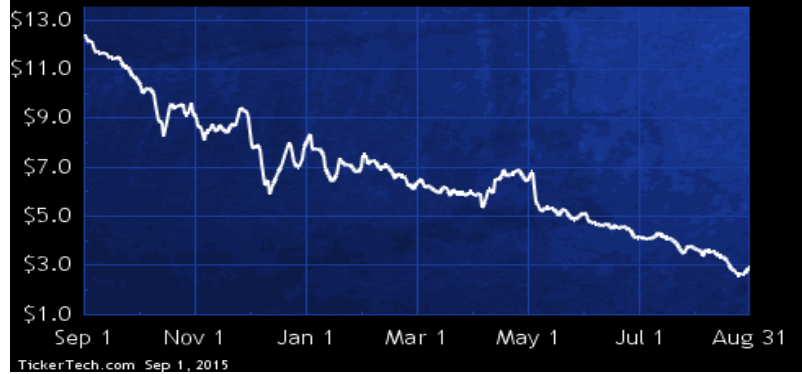
CEQP Dividend History



TickerTech.com Sep 1, 2015

CEQP – 19.0% Yield

Crestwood Equity Partners LP

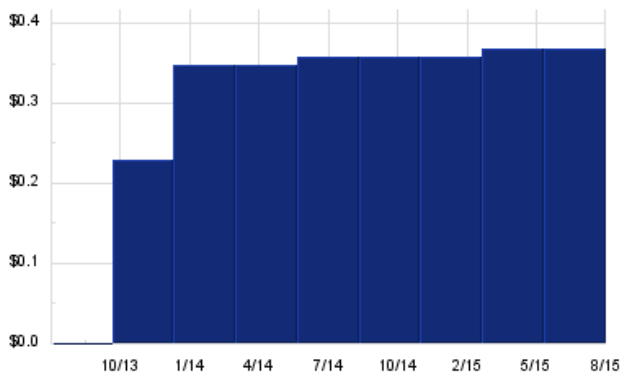


Crestwood Equity Partners is a master limited partnership that manages, owns and operates crude oil, natural gas and natural gas liquids (NGL) midstream assets and operations. Co. manages and conducts a portion of its operations through Crestwood Midstream Partners LP (Crestwood Midstream), that owns and operates gathering, processing, storage, and transportation assets in the shale plays across the U.S. Co. owns the general partnership interest, incentive distribution rights and approximately 4% of the limited partner interests of Crestwood Midstream as of Dec 31 2014. Co. has three reporting segments: gathering and processing; storage and transportation; and NGL and crude services.

AZUR – Key Stats

Name:	Azure Midstream Partners LP
Website:	www.marlinmidstream.com
Sector:	Oil & Gas Equipment & Services

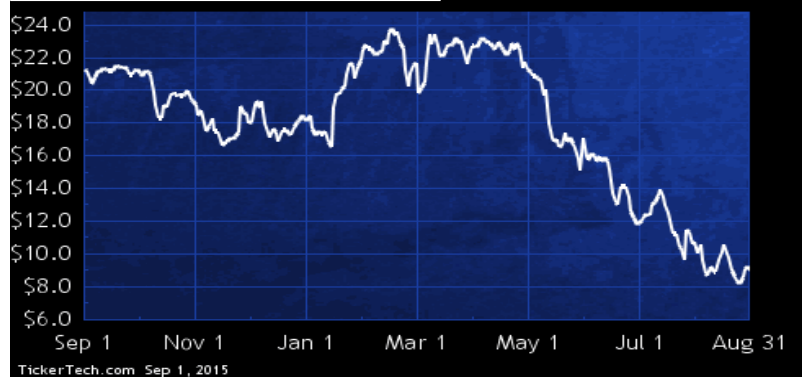
AZUR Dividend History



TickerTech.com Sep 1, 2015

AZUR – 16.4% Yield

Azure Midstream Partners LP

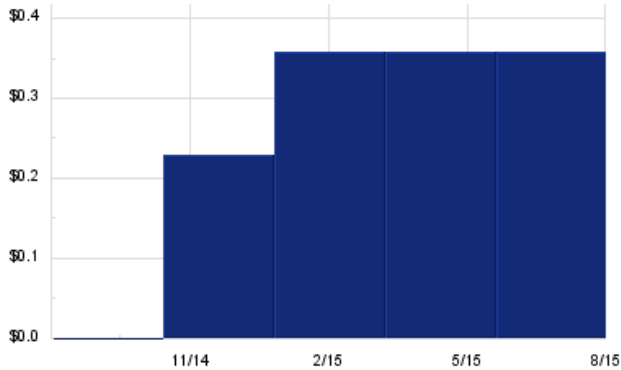


Azure Midstream Partners is a midstream energy company that provides natural gas gathering, compression, dehydration, treating, processing, and hydrocarbon dew-point control and transportation services to producers, marketers and third-party pipeline companies, and crude oil transloading services to Associated Energy Services, LP, an affiliate of Co. Co.'s operations are organized into the Midstream Natural Gas Segment, which involves natural gas gathering, compression, dehydration, treating, processing and hydrocarbon dew-point control and transportation services; and the Crude Oil Logistics Segment, which involves crude oil transloading services.

RIGP – Key Stats

Name:	Transocean Partners LLC
Website:	www.transoceanpartners.com
Sector:	Oil & Gas Exploration & Production
36 Month Beta:	1.40
Total Market Cap:	\$416,000,000
% Held by Institutions:	21.89%
% Held by ETFs:	0.44%

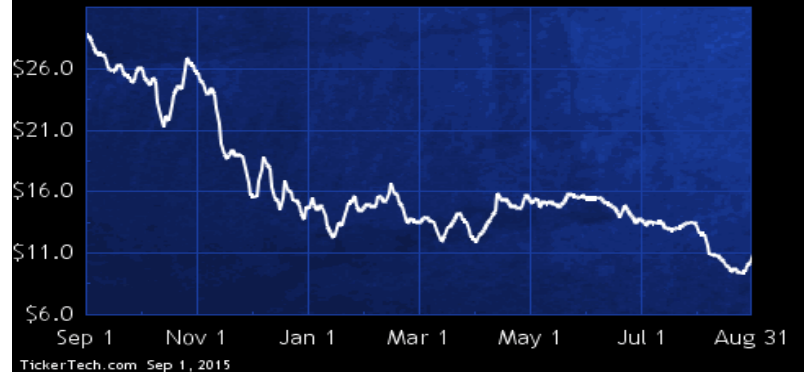
RIGP Dividend History



TickerTech.com Sep 1, 2015

RIGP – 13.2% Yield

Transocean Partners LLC

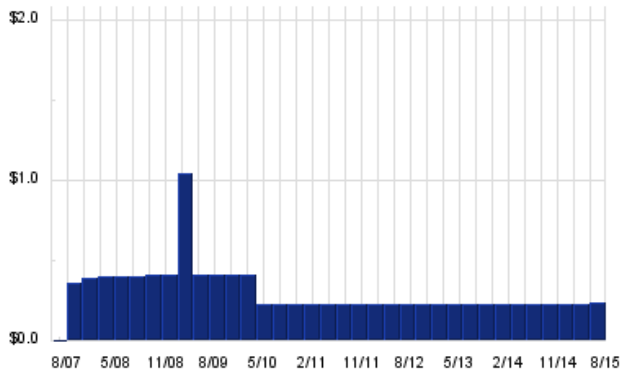


Transocean Partners is a holding company. Through its subsidiaries, Co. owns, operates and acquires technologically advanced offshore drilling rigs. As of Dec 31 2014, Co.'s assets consist of 51 percent ownership interests in each of the entities that own or operate the three ultra-deepwater drilling rigs that are operating in the U.S. Gulf of Mexico. Co. provides contract drilling services, which involves contracting its mobile offshore drilling fleet, related equipment and work crews on a dayrate basis to international energy companies to drill oil and gas wells. As of Dec 31 2014, Co.'s fleet consists of one ultra-deepwater semisubmersible rig and two ultra-deepwater drillships.

CPLP – Key Stats

Name:	Capital Product Partners L.P.
Website:	www.capitalpplp.com
Sector:	Oil & Gas Equipment & Services
36 Month Beta:	1.18
Total Market Cap:	\$716,000,000
% Held by Institutions:	49.47%
% Held by ETFs:	2.72%

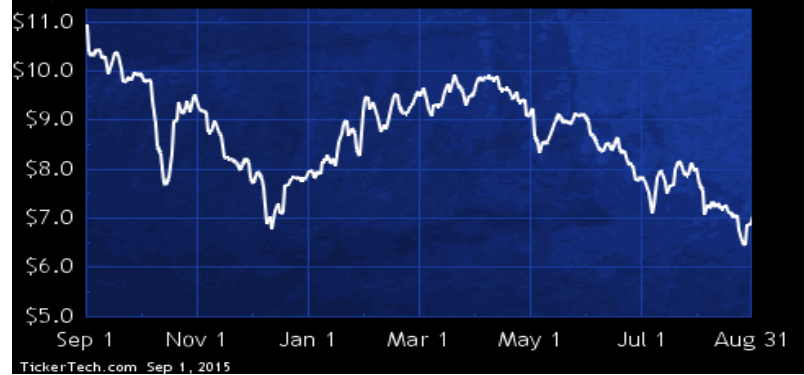
CPLP Dividend History



TickerTech.com Sep 1, 2015

CPLP – 13.4% Yield

Capital Product Partners L.P.

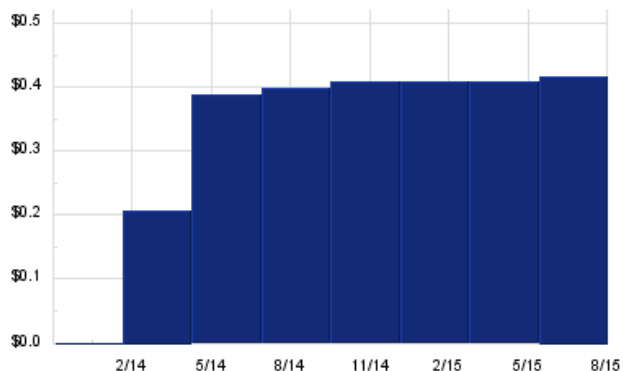


Capital Product Partners is an international tanker company and Co.'s vessels trade on a worldwide basis and are capable of carrying crude oil, refined oil products, such as gasoline, diesel, fuel oil and jet fuel, edible oils and certain chemicals such as ethanol as well as dry cargo and containerized goods. Co.'s fleet consists of 30 modern high specification vessels with an average age of approximately 6.8 years as of Dec 31 2014, consists of four Suezmax crude oil tankers, 18 modern MR tankers all of which are classed as IMO II/III vessels, seven postpanamax container carrier vessels and one Capesize bulk carrier.

ARCX — Key Stats

Name: [ARC Logistics Partners LP](#)
Website: www.arcxlp.com
Sector: [Oil & Gas Equipment & Services](#)

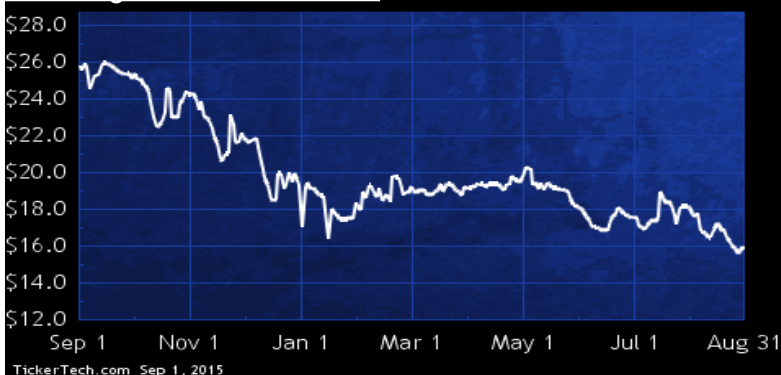
ARCX Dividend History



TickerTech.com Sep 1, 2015

ARCX — 10.7% Yield

ARC Logistics Partners LP



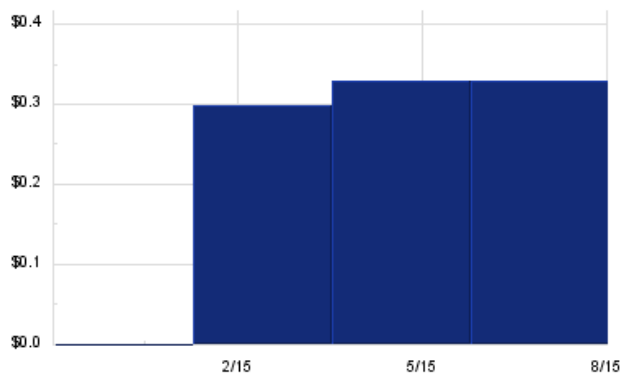
TickerTech.com Sep 1, 2015

ARC Logistics Partners is engaged in the terminalling, storage, throughput and transloading of crude oil and petroleum products. As of Dec 31 2014, Co.'s energy logistics assets were located in the East Coast, Gulf Coast, West Coast and Midwest regions of the U.S. and supply a group of third-party customers. As of the same date, Co.'s assets consisted of: 15 terminals in ten states located in the East Coast, Gulf Coast and Midwest regions of the U.S.; three rail transloading facilities; and a 10.3% interest in a liquefied natural gas regasification and storage facility in Pascagoula, MS.

JPEP — Key Stats

Name: [JP Energy Partners LP](#)
Website: www.jpenergypartners.com
Sector: [Oil & Gas Equipment & Services](#)

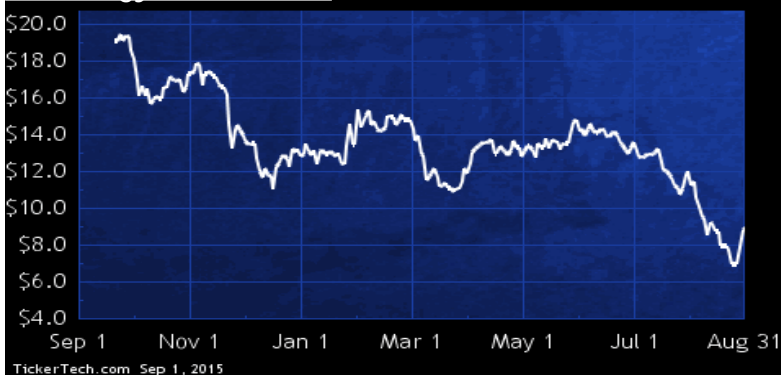
JPEP Dividend History



TickerTech.com Sep 1, 2015

JPEP — 14.5% Yield

JP Energy Partners LP



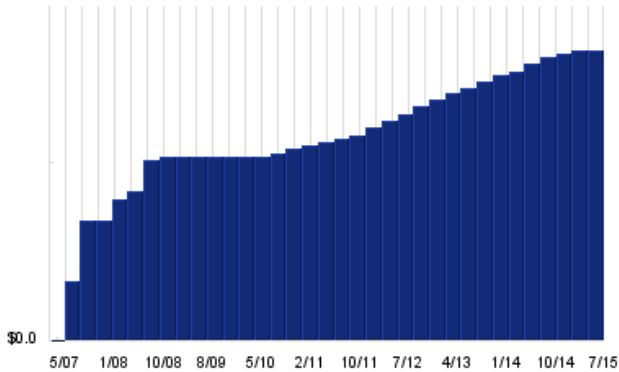
TickerTech.com Sep 1, 2015

JP Energy Partners was formed to own, operate, develop and acquire a diversified portfolio of midstream energy assets. Co.'s operations consist of four business segments: (i) crude oil pipelines and storage, (ii) crude oil supply and logistics, (iii) refined products terminals and storage and (iv) NGL distribution and sales. Together its businesses provides midstream infrastructure solutions for the supply of crude oil, refined products and NGLs in the United States. Co.'s crude oil businesses are situated in high growth areas, including the Permian Basin, Mid-Continent and Eagle Ford shale.

NGLS – Key Stats

Name:	Targa Resources Partners LP
Website:	www.targaresources.com
Sector:	Oil & Gas Equipment & Services
36 Month Beta:	1.37
Total Market Cap:	\$5,342,000,000
% Held by Institutions:	70.57%
% Held by ETFs:	0.35%

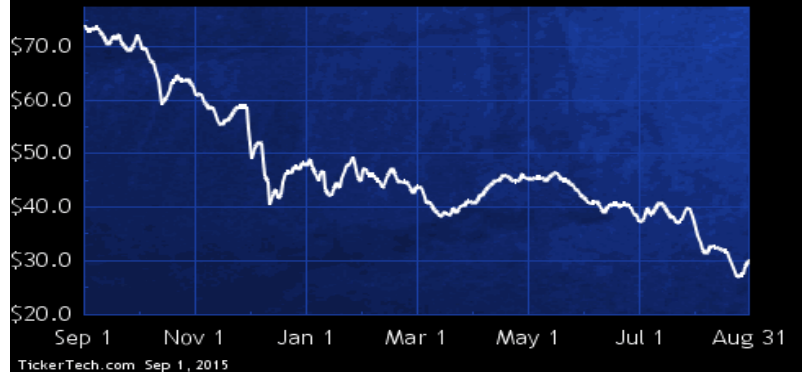
NGLS Dividend History



TickerTech.com Sep 1, 2015

NGLS – 10.9% Yield

Targa Resources Partners LP



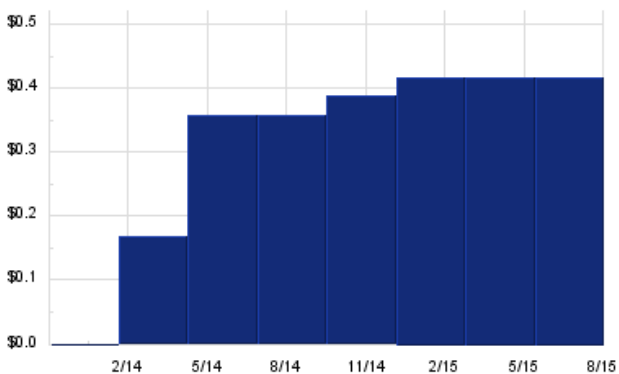
TickerTech.com Sep 1, 2015

Targa Resources Partners is engaged in the business of gathering, compressing, treating, processing and selling natural gas; storing, fractionating, treating, transporting and selling natural gas liquids (NGLs) and NGL products, including services to liquefied petroleum gas exporters; gathering, storing and terminaling crude oil; and storing, terminaling and selling refined petroleum products. Co. operates in two primary divisions: Gathering and Processing, consisting of two reportable segments, Field Gathering and Processing and Coastal Gathering and Processing; and Logistics and Marketing, consisting of two reportable segments, Logistics Assets and Marketing and Distribution.

DLNG – Key Stats

Name:	Dynagas LNG Partners LP
Website:	www.dynagaspartners.com
Sector:	Oil & Gas Equipment & Services

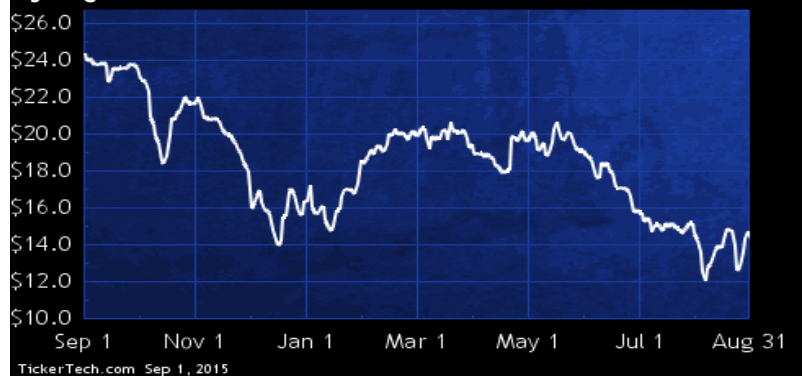
DLNG Dividend History



TickerTech.com Sep 1, 2015

DLNG – 11.9% Yield

Dynagas LNG Partners LP



TickerTech.com Sep 1, 2015

Dynagas LNG Partners is a limited partnership focused on owning and operating LNG carriers. Co.'s vessels are employed on multi-year time charters, of two years or more, with international energy companies. Co.'s fleet consists of three LNG carriers each with a capacity of 149,700 cubic meters, operating under multi-year charters with BG Group, Gazprom and Statoil. The Optional Vessels consists of seven fully winterized newbuilding LNG carriers, two of which have been contracted to operate under multi-year charters with Gazprom and Cheniere. The capacity of these vessels range from 155,000 to 162,000 cubic meters.

 **Energy Stock Channel**

 **Dividend Channel**

Nothing in Dividend Channel is intended to be investment advice, nor does it represent the opinion of, counsel from, or recommendations by BNK Invest Inc. or any of its affiliates, subsidiaries or partners. None of the information contained herein constitutes a recommendation that any particular security, portfolio, transaction, or investment strategy is suitable for any specific person. All viewers agree that under no circumstances will BNK Invest, Inc., its subsidiaries, partners, officers, employees, affiliates, or agents be held liable for any loss or damage caused by your reliance on information obtained. By visiting, using or viewing this site, you agree to the following [Full Disclaimer & Terms of Service](#). Video widget and dividend videos powered by Market News Video. Quote data delayed at least 20 minutes; [data powered by Ticker Technologies](#), and Mergent. [Contact Dividend Channel](#); [Meet Our Editorial Staff](#).